

THE PRINCETON REVIEW'S **Guide to 361**  
**GREEN COLLEGES**



**TOP 50 GREEN COLLEGES**

Ranked for overall commitment  
to sustainability


**361 COLLEGE PROFILES**

Green Facts  
Tuition  
Admissions Data  
And More

**PLUS**

Green Careers and Majors  
In-depth School Interviews  
College Checklist





# WESTERN STATE COLORADO UNIVERSITY

*Learning. Elevated.*

Forbes

**AMERICA'S  
TOP  
COLLEGES**

2016

**4**

YEARS  
IN A  
ROW

**17:1**

**STUDENT TO  
FACULTY RATIO**

**3RD**

**LOWEST TUITION IN  
COLORADO**

**75+**

**ACADEMIC  
PURSUITS**



**go.western.edu**

A private school value at  
a public school cost.



# Welcome to

THE PRINCETON REVIEW'S

# Guide to 361 GREEN COLLEGES

Over the past 25 years, it has been our mission to help students identify and gain admission to the schools that suit them best. To provide students with unique insights into hundreds of colleges, we have authored over 200 college guidebooks, most notably, our annual *Best Colleges* series. We talk to thousands of high school students and their parents every year, and each of our publications starts with what we learn from them about the issues that matter in their college searches.

During the 2007–2008 school year, we began to recognize a growing number of student-driven and school-based initiatives on campuses around environmental issues and sustainable practices. We added a question to our annual “College Hopes & Worries Survey,” asking college applicants how information about a college’s demonstrated commitment to the environment would impact their decision to apply to or attend the school. Based on the overwhelmingly positive response, we developed our Green Rating for each school. We worked with a panel of experts on high education sustainability practices to develop a survey for school administrators covering three key factors:

Sustainable development is defined as “development that meets the needs of the present without compromising the ability of future generations to meet their own needs.”

- 1) whether students have a quality of life on campus that is both healthy and sustainable;
- 2) how well a school is preparing students for employment in an increasingly green economy (for more on the sustainability job market, see page 13); and
- 3) how environmentally responsible a school’s policies are.

Environmental issues remain important to college applicants—in 2016, 61 percent of respondents to our “College Hopes & Worries Survey” said they would value having such information—and we’ve continued to survey schools for our Green Rating and list those with a rating of 99 (the highest possible score) on the Green Honor Roll in our annual *Best Colleges* books. We invited 2,000 schools to take our survey, and from those responses, identified the 361 schools profiled in this guide as those with the highest Green Ratings, featuring green initiatives that enhance students’ academic experience and quality of life in ways that truly merit recognition.

In this guide, you’ll find useful information on college admissions, articles on sustainability issues and schools with exemplary green practices and features, and statistical profiles for 361 schools. Each profile provides a snapshot of admissions and cost data, alongside information about the school’s environmental academics and initiatives.

1 *Our Common Future: Report of the World Commission on Environment and Development* (United Nations, 1987), [www.un-documents.net/ocf-02.htm#I](http://www.un-documents.net/ocf-02.htm#I).

2 Full survey report available at [www.princetonreview.com/college-rankings/college-hopes-worries](http://www.princetonreview.com/college-rankings/college-hopes-worries)



# CONTENTS

## 1 Welcome

3 Why Sustainability on Campus Matters

5 What is a Sustainable Campus?

7 Q&A with College of the Atlantic

11 Welcome to the Green Economy

13 Q&A with Chatham University

19 Q&A with Salisbury University

23 Q&A with Willamette University

27 Criteria for The Princeton Review  
Green Rating of Colleges

30 Top 50 Green Colleges

31 How to Read This Profile

34 An Important Note about SAT Scores

## 35 School Profiles

159 College Bound: Your Admissions Checklist

The  
**Princeton**  
Review®

### EDITORIAL

Rob Franek, Senior VP—Publisher

David Soto,  
Director of Content Development

Kristen O'Toole, Editorial Director

Stephen Koch, Survey Manager

Pia Aliperti, Editor

### DESIGN & PRODUCTION

Best Content Solutions, LLC

### ADVERTISING & SALES

David Gilbert  
646-619-8264

To read more information about each school profiled in this guide, visit [PrincetonReview.com](http://PrincetonReview.com).

© 2016 by  
TPR Education IP Holdings, LLC.

E-mail: [editorialsupport@review.com](mailto:editorialsupport@review.com)

The Princeton Review is not affiliated  
with Princeton University.

*Cover photo: Zena Forest.  
Courtesy of Willamette University.*



# Why Sustainability on Campus Matters



*A green roof was installed on top of Salisbury University's Patricia R. Guerrieri Academic Commons, just opened in fall 2016. Comprised of regional plants, it helps with runoff reduction and interior cooling. Image courtesy of Salisbury University.*

In the United States, there are more than 4,700 institutions of higher learning, and each has a campus of anywhere from one to as many as several hundred buildings. Some campuses sprawl in flat open spaces, and others are crammed into dense urban environments. Some have buildings that predate the Civil War, and others have brand new architectural icons that define the personality of the institution.

Until a few years ago, you could count on most of those buildings being energy hogs. Nearly every one of those buildings was a profligate waster of water and other precious natural resources. And many of those buildings had an indoor environment filled with toxic chemicals and limited air exchange, making them at best uncomfortable and at worst unsafe for their occupants.

But campuses that include green buildings as a part of their campus master plans—new ones or retrofits to the ones that already exist—are decreasing their carbon

Colleges train the next generation of leaders who will ultimately be responsible for putting green ideas into practice.

footprints, saving energy, saving water, reducing waste, and saving money. And this is merely one strategy in use as campuses everywhere demonstrate their leadership in sustainability.

In 1983, the United Nations convened the Brundtland Commission to address growing concerns “about the accelerating deterioration of the human environment and natural resources and the consequences of that deterioration for economic and social development.” The commission determined that the developing environmental crisis was global in nature and that the world’s nations needed to establish policies for sustainable development. The commission’s



findings led to the most widely quoted definition of sustainability: "Meeting the needs of the present without compromising the ability of future generations to meet their own needs." But in today's world, "sustainable" and "green" are often used interchangeably to describe concepts and practices that are kinder to the earth and better for humans.

There are many ways of living more sustainably, from adjustments in individual lifestyles to the development of green technologies. In 2002, the United Nations (UN) adopted Resolution 57/254, which established the United Nations Decade of Education for Sustainable Development (2005–2014). The UN's focus on sustainability in higher education is not incidental; a college campus is often its very own city or town with a significant carbon footprint

Colleges train the next generation of leaders who will ultimately be responsible for putting green ideas into practice. By infusing sustainability principles into every aspect of higher education, there is a new priority for a whole generation of leaders, educated and trained, to make a greener world now.

Our aim is to highlight 361 campuses, which, based on our survey of their school administrators, demonstrate a strong commitment to sustainability. Some of them are just in the beginning stages of defining sustainability priorities while others are reaping the

rewards of a long-term commitment to green. A holistic approach to sustainable living on campus binds these schools together, covering everything from purchasing and building guidelines to green academic programs and preparation for sustainable careers, and a willingness to be accountable for their commitments to sustainability. Just as there is no such thing as a perfect college (just a perfect college for you), there is not one way to be green; a school surrounded by a wildlife reserve will have different sustainability priorities than one in the middle of a giant metropolis, and what is actually achievable for each may not be the same.

We hope you will peruse these profiles and be as impressed as we were. We also encourage you to use this information as a springboard to learn more about the schools, to visit their sustainability websites and better yet, visit the campuses themselves.

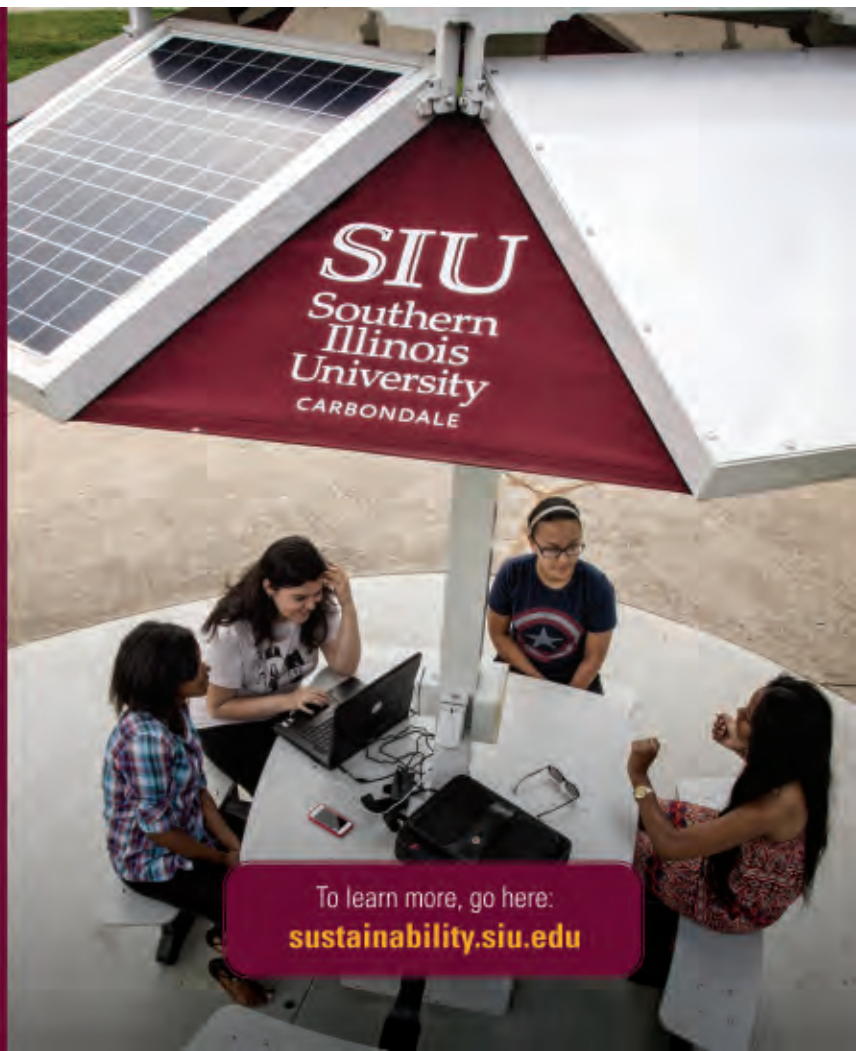
Finally, we hope you'll remember that sustainable living is just one aspect of the college experience. Many factors should go into your assessment of the colleges you are considering. Visit all the colleges you can and talk to their students. Ask what they love about their schools and what they believe needs improving. Form your own opinion about the colleges. At the end of the day, it's what you think that matters the most and will enable you to answer that all-important question: "Which college is best for me?"

## CONNECT AND RECHARGE AT SIU CARBONDALE

Our history of sustainability spans more than half a century. It can be traced back to R. Buckminster Fuller, a professor at the university from 1959-1971 who built his fame with his design for geodesic domes – and whom many credit as being the father of the modern sustainability movement.

More recently, we have sought to harness the power of "green" technology. One such example is the **Solar Dok** picnic table, west of Morris Library, which is made of recycled plastics and is entirely "green." It comes equipped with an umbrella, four seats, a solar array, a 110-volt charger, a display box and two USB ports. A solar solstice, which provides solar-powered charging capabilities, also is being installed across from the SIU Student Center.

**SIU** Southern Illinois University  
CARBONDALE



To learn more, go here:  
[sustainability.siu.edu](http://sustainability.siu.edu)



# What is a Sustainable Campus? Why Should You Look for One?

Given the choice, would you rather live in an energy hog of a dorm with poor ventilation and very little natural light, or a dorm that saves energy with a green roof and water-efficient toilets and faucets?

Even if you don't fancy yourself an environmentalist, it's important to recognize that the programs and policies a school adopts can greatly impact your quality of life (not to mention the future of the planet). When decision makers spend the time and effort to employ healthy and efficient practices, they are displaying responsibility and respect for their campus community

## Dorms

Schools like Pitzer College in Claremont, California and Willamette University in Oregon make a point to account for green attributes when designing and operating their buildings. Many of their facilities incorporate natural lighting, improve air quality, and reduce energy and water use. For instance, the solar panels on Pitzer's residence halls—Atherton Hall, Pitzer Hall and Sanborn Hall—provide residents with about 28,000 kilowatt hours of renewable energy annually. On many campuses green or “living” roofs absorb rainwater and provide insulation while lights on timers save schools money as well as energy. Real-time energy reporting at some student hubs allows building occupants to view hour-by-hour solar electricity production as well as electricity and water consumption. And residence hall students at universities like Willamette can opt to live in learning communities with other like-minded classmates interested in exploring what it means to live a sustainable lifestyle. In turn, these attributes foster more welcoming academic and social communities and result in buildings that are better places to live, learn, and play.

## Food

Going green also improves your quality of life when it comes to dining. Schools such as Western State Colorado University believe that food tastes better when it's local and organic. They forego long distance, low-grade cafeteria food and offer their students fresh and local cuisine, from campus farms or greenmarkets, whenever possible. You'll love how sustainable dining often translates to varied nutrition options. Many schools are 100 percent trayless (to reduce water usage, food waste and electricity), compost kitchen food waste (which can be used to fertilize the campus), and utilize biodegradable paper and packaging.

## Landscape

Consider how mobility plays into your standard of living. How “walkable” is a particular campus? Is public transportation accessible? Some schools have thriving bike cultures. Others transport riders via campus shuttle, or offer a myriad of other transportation options, from free bus passes to car-share programs. Gull Ride, Salisbury University's online ride-sharing program, matches students for daily carpooling to campus, travel to events, and even trips out of town. You'll definitely appreciate the freedom these choices afford, all while lessening your environmental impact.

Responsible landscaping practices can be just as integral to quality of life as access to green spaces, waterfronts, or hiking trails. College of the Atlantic in Maine manages its grounds without the use of synthetic fertilizers or chemical pesticides. Its four campus gardens—including a community garden for produce—make up an integral part of the campus landscape.

It's important to recognize that the programs and policies a school adopts can greatly impact your quality of life.



# Plant the seeds for your success at Salisbury University



## Organic Thinking

Home to 8,700 students from 37 states and 67 countries, SU's creative curriculum emphasizes professional internships and community engagement. SU President Janet Dudley-Eshbach has supported a campus climate action plan and energy-saving partnerships. Students participate in a 20+ year-old recycling program and study topics ranging from threatened coral reefs in Honduras to sustainable global development in India.



## Eco-Friendly Campus

With geothermal residence halls, a Green Living Learning Community and a LEED Silver certified retail-apartment complex, conservation-minded students feel at home at SU. Innovative academic facilities include the Teacher Education and Technology Center and the new business school home, Perdue Hall. The campus, a national arboretum, is situated between the Atlantic Ocean and Chesapeake Bay.



## Environmental Studies

SU offers a student-to-faculty ratio of 16:1 and a thriving Environmental Studies Department. In the past five years, six students have earned prestigious fellowships from the Environmental Protection Agency. Others have helped faculty research forest growth locally and in the Amazon thanks to more than \$1 million in Nature Conservancy and National Science Foundation grants.



Consistently ranked by *U.S. News & World Report*, *The Princeton Review* and *Kiplinger's Personal Finance*, SU combines academic excellence with affordability – a kind of “green” that parents appreciate!

Visit [www.salisbury.edu](http://www.salisbury.edu) to find out more.

**Salisbury**  
UNIVERSITY

*A Maryland University of National Distinction*



# Campus Culture of Sustainability: Q&A with College of the Atlantic

What's it like to attend the #1 school on our Top 50 Green Colleges list? Find out how College of the Atlantic students are leading the charge in implementing environmental policies on campus.



*Students in the “Ornithology” course get a close-up view of some of the bird life in nearby Acadia National Park. Field ecology and natural history are important areas of study at the college, offering students experiential, practical work in the field and lab, and allowing them to see the natural world as a dynamic and evolving set of species and environments. Image courtesy of College of the Atlantic.*

## **Please describe the campus culture of sustainability at College of the Atlantic.**

The central focus of COA’s academic program is the interdisciplinary, experiential study of the interactions between humans and the environment. This focus attracts students, faculty, and staff who have a strong commitment to sustainability, and due to the college’s intentionally small size (350 students), there is a strong culture of participation; you can’t really be at COA and not be involved in something having to do with sustainability. Generations of students, taking advantage of our participatory governance system, have developed and implemented a wide range of policies and practices for the greening of

our operations. These include fossil fuel divestment, installing clotheslines for the dormitories, and implementing policies on meat procurement, paper purchasing, and eliminating containerized water. Students consistently push the college to improve how we put our environmental ethics into practice.

The culture of sustainability also extends to student work beyond campus. Each year, student delegations participate in the United Nations climate change negotiations. Closer to home, students work on efforts to help area residents afford home energy improvements and sustainably produced foods. Our students also participate in ecology and natural history research on our two island research stations in the



Gulf of Maine, and in nearby Acadia National Park, studying everything from marine mammal behavior, to changes in nesting seabird populations, to agroecology and salt tolerance in salamanders.

### **How does COA involve students in its commitment to becoming a fossil fuel-free campus?**

COA believes that our campus is a laboratory where students can gain skills that they wouldn't be able to learn in the classroom alone. Because of this approach, our students are not only partners in developing strategies for becoming a fossil fuel-free college, they are also involved in all aspects of designing, constructing, maintaining, and monitoring the necessary changes on campus. In recent sustainable energy classes, students have participated in energy audits of all college buildings and developed recommendations for improvements across campus. Other classes have been involved in the sizing, siting, and installation of several solar photovoltaic arrays. As a part of these projects, projected energy savings and financial costs and benefits were calculated by students, who then presented their analyses to administrators and college trustees. Through the newly formed Community Energy Center, students have worked with staff to inventory and document current energy use, providing some of the baseline data necessary for energy improvements moving forward.

### **How have students led the charge for combating waste on campus?**

Students have long managed COA's recycling and composting efforts, both as passionate volunteers and as paid work-study employees. In recent years, these student-led efforts have intensified. In 2014, students designed and implemented a comprehensive waste audit, collecting and documenting all items discarded on campus over the course of a week. Everything placed in wastebaskets was weighed, categorized, and organized into an interactive display to build awareness and change habits among students, faculty, and staff. The process was repeated in 2015.

In the years since that first waste audit, student effort has led to additional changes, including: redesigned and more prominent campus recycling stations; better composting systems for the dining hall, cafe, and college farms; creation of the Discarded Resources work-study team; and an updated clothing and household item upcycling operation, which is now a pleasant browsing environment with shelves, racks, and bins. COA's Zero Waste Club has played a large part in these efforts, and is currently working on developing a zero-waste policy for the college.

### **How is sustainability built into the curriculum at COA?**

All COA students design their own course of study in human ecology, which is the investigation of the relationships between humans and our natural, social, and built environments. While each student's path of study may include multiple disciplines across the sciences, arts, and humanities, the institutional focus on human ecology, and the ongoing interests of students and faculty, means that sustainability is never far from the surface. For example: Biology II includes a unit on impacts of climate change; Bread, Love and, Dreams, an interdisciplinary literature and psychology course, includes an examination of the way that place and environment are linked with dreams and the subconscious; Introduction to Arts and Design includes a unit on green design for urban planning and smart growth; and Marine Biology examines the effects of climate change and ocean acidification on marine life. Our curriculum also has numerous courses that directly address sustainability, including Agroecology, Climate Justice, Environmental Law, Natural Resources, and the Physics and Mathematics of Sustainable Energy.

### **Every student at COA majors in human ecology. How do students make this interdisciplinary major their own? What are some recent examples of students charting their own academic path?**

Our academic program is strongly interdisciplinary and gives students broad latitude to choose courses that meet their goals and interests. No two students study human ecology in the same way. That's because there are very few degree requirements and everyone designs their own major, building a curriculum that's right for them.

For example:

- One 2016 graduate combined studies of marine natural history, painting, and drawing. He has shown his work in local art galleries, has worked as a guide on natural history excursions, and has self-published and sold a field guide to the flora of the Gulf of Maine.
- A current student is pursuing her passion for sustainability by taking courses in economics, environmental policy, and community planning. After serving as an Energy Fellow at COA's Community Energy Center, she was offered a highly competitive internship at the White House Council on Environmental Quality.
- Another current student is taking courses in agroecology, food systems, and the politics of climate change. She interned at a local community garden this summer, will attend the United Nations Framework Convention



on Climate Change negotiations in Morocco, and this winter will intern at a farm in Senegal, helping them develop a Community Supported Agriculture program.

- Another recent graduate focused her studies around geology, mathematics and ecology. She did two internships in which she conducted research on the human and ecological effects of water scarcity in Western Kenya, and will begin a Ph.D. program this fall.

At COA we believe that students should define their major, not be defined by their major. Environmental and social challenges are inherently interdisciplinary, and COA's self-designed academic program lets students combine multiple areas of study to approach these challenges in novel ways.

**What are some of the ways that students can get involved in sustainability-related efforts outside of class?**

There are numerous ways students are involved with sustainability efforts outside of class. The Campus Committee for Sustainability and the Campus Planning and Building Committee are formal committees

in our governance system that deal directly with sustainability-related issues and efforts. Students participate as full, voting members on both of these committees. A policy on green building and COA's energy framework were developed by students on these committees and subsequently adopted by the college.

There are several active student organizations that address various facets of sustainability. The Zero Waste Club seeks to eliminate all waste on campus through a combination of reduction, reuse, and recycling. The group [earth] (Earth in Brackets) prepares students to participate in United Nations meetings, including the United Nations Framework Convention on Climate Change, the Committee on World Food Security, and the Commission on the Status of Women. COA's Community Energy Center offers students the opportunity to engage in sustainability efforts on campus and in the community.

COA also has numerous work-study positions that allow students to do sustainability-related work and gain valuable skills. These include working on our two organic farms, managing our electric cars, monitoring our solar panels, and maintaining our compost piles and composting toilets.



*The Red Bricks is a common spot for College of the Atlantic students to study, eat, and catch up with friends. Surrounded by Blair Dining Hall (commonly known as Take-a-Break), the Thorndike Library, and the Thomas S. Gates, Jr. Community Center (seen here), the Red Bricks is a central location on the COA campus. Image courtesy of College of the Atlantic.*



A photograph of the Nippert West Pavilion at the University of Cincinnati at night. The building is a modern structure with a large glass facade, illuminated from within, showing interior spaces and people. It is surrounded by bare trees and a crowd of people in the foreground. The sky is dark blue.

# GO RED. GO BLACK. (GO GREEN.)

Design Architect: ARO – Architectural Research Office

Architect: Heery International

Photo by Jeremy Bittermann

Nippert West Pavilion, part of an ambitious overhaul of University of Cincinnati's 114-year-old Nippert Stadium complex, offers dramatic angles and spectacular views. The **LEED Silver-Certified** structure is one of eight LEED certifications on UC's campus.

From local food sourcing to green roofs, we consider the environment in every decision we make—not just because it's economic good sense, but because it's the right thing to do.

[uc.edu/sustainability](http://uc.edu/sustainability)

UNIVERSITY OF  
**Cincinnati**



# Welcome to the Green Economy

You're smart, you're capable and you want to land a great gig after college.

To do that, you've got to make sure you're prepared to join an economy that's going green—one in which sustainability is a priority for consumers and companies. In many industries, regardless of whether the goal of the business relates to environmental impact, sustainable practices and policies lead to increased profits and social value.

Investors have been rushing to fund a huge range of new companies, featuring everything from solar energy to green building materials. Even corporations like Walmart, Google, and HP are greening their products and improving their environmental record in response to consumer demand.

The bottom line is that no matter what you major in, an understanding of green issues will serve you well in your future career.

If you want to be equipped to join the emerging green economy, you want to attend a school with a demonstrated understanding of sustainable issues. Schools that scored well on our Green Rating and are featured in this guide offer courses that help you understand your way around renewable energy, organic agriculture, and the tools for developing smart, efficient products. As an example, Salisbury University's Teaching Sustainability Workshop Series explores how instructors can build sustainability into any class curriculum. Additionally, schools like the University of Washington and American University offer more than 500 courses with a sustainability focus, covering everything from environmental policy to the unexpected, like art and psychology . . . and that's just the beginning!

Not only do the colleges featured here provide great courses, many also give undergrads the opportunity to be involved in top-notch research. Students at the College of the Atlantic perform research for classes, internships, independent studies and senior projects. Undergrads across the country have taken the green lead by launching recycling, composting, and conservation programs on their campuses and pushing for more environmentally friendly school policies.

If you choose to attend a school with a good Green Rating, the academic, research, and extracurricular opportunities available will put you a step ahead of the competition and help you get ready for the job you really want.



*Image: courtesy of College of the Atlantic.*





#3

Best college farm  
in the country

- College Ranker




Named one  
of America's  
greenest colleges

- The Princeton Review  
and Sierra Club

Live and learn  
in the field

 GOSHEN  
COLLEGE

 [goshen.edu/gogreen](https://goshen.edu/gogreen)



# Green Career Advisor: Q&A with Chatham University



*Image courtesy of Chatham University. Photo credit: Bruce Damonte.*

While a basic science background is important, sustainability pros need to be very good communicators and problem-solvers.

If you want to become a sustainability professional, you are probably wondering how a sustainability related degree and coursework can translate to a job. Dr. Peter Walker, Dean of the Falk School of Sustainability & Environment at Chatham University in Pittsburgh, Pennsylvania, answered our questions about using opportunities on campus to build your career.

## **How would you respond to students wondering, “What can I do with a degree in sustainability?”**

Sustainability is one of the fastest growing career areas in the United States today. Many companies now employ sustainability officers to help them increase their effectiveness through more efficient fuel use, recycling, more energy-efficient buildings and a whole range of other activities. In the public sector, municipal authorities are employing sustainability students to help improve urban environments, to stimulate the restoration of urban ecology, and to help plan brown-site restorations. Sustainability is a huge start-up area in ecotourism; organic food production and distribution; energy efficient devices; and recycling.



**Describe the range of sustainability-related majors, academic programs, and courses offered at Chatham University.**

On the undergraduate level, we offer both Bachelor of Arts and Bachelor of Science degrees in Sustainability. We offer courses in aquaculture/aquatic biology, agriculture and food, landscape ecology, energy systems, sustainability assessment, environmental health, global change, economics, social justice, and earth systems science. Both degrees also include at least one summer work program on our Eden Hall Campus. On the graduate level, we offer a Master of Arts in Food Studies, Master of Sustainability, and the opportunity to take either of these with an MBA in a dual degree program. Sustainability has a presence in other programs here as well—for example, our MA in Communications program has an Environmental Communication track.

**What is the history of the Falk School of Sustainability & Environment—its founding and core mission?**

Chatham University has a long history of environmental awareness—Rachel Carson, an early pioneer of environmentalism, is an alumna and we were one of the charter signatories of the American College & University Presidents' Climate Commitment as well as being the highest ranked private university in the USA on the STARS sustainability ranking. The Falk School was started in 2009, following the incredible gift in 2008 of 388 acres by the Eden Hall Foundation for our future home, Eden Hall Campus. The Falk School's mission is to further the teaching, research and practice of sustainability through degree and outreach educational offerings, applied research, and partnership with local and community organizations.

*Image courtesy of Chatham University. Photo credit: Bruce Damonte.*





**How would you advise prospective students who are interested in making sustainability the focus of their careers?**

Sustainability is not yet mainstream. This means you need to be willing to play a big role in building your own career. We offer courses in entrepreneurship, and I see many of our students either joining or starting their own new ventures. It also means that while a basic science background is important, you need to be a very good communicator and problem-solver. In fact, when we ask employers what they want from our students the most common answer is: “We need someone who can manage projects, who can identify a problem, research it, propose a solution and then implement that solution.”

**Are there opportunities on campus for Chatham University students to gain or hone sustainability-related job skills?**

Absolutely. Students are employed on our organic farm, both to carry out the normal tasks of such a farm and to design and carry out experiments to develop new crops and crop uses. Likewise they work on research and management projects for our woodlands. They also work directly with our Office of Sustainability, helping to monitor campus recycling and use of energy and identifying new ways of improving our Green credentials. All of our courses involve project-based work—currently, students are working with local NGOs on urban renewal programs, on programs to bring better food into urban areas, and with green start-ups as diverse as a local whiskey company and a wild seeds company.

**What career resources does Chatham offer to support students with green job aspirations?**

All undergraduate students are obliged to complete at least one internship, and many complete two. In addition to internships, we also offer a formalized mentorship program and our career development office works directly with students to help them find job opportunities and hone their interview skills. At the graduate level, we offer the Falk Summer Sustainability Fellowships, and Eden Hall Fellowships which pay students up to \$5,000 income for their summer placements with employers. These opportunities may be either student-acquired or come from one of the Falk School’s developed placements with organizations working on various sustainable projects.

**What have your successful alumni in sustainability gone on to do?**

Our students have gone on to work for nonprofits across the country, from Pittsburgh to Boston to Seattle to San Francisco; held positions in local and national government; entered higher education as PhD students, teaching fellows, and instructors; and held leadership positions in sales, marketing, and communications. They’ve also started their own businesses and worked as independent writers, designers, and tour leaders.

**Is there anything else you would like prospective students to know about sustainability at Chatham?**

The Falk School is based on and around our brand new campus at Eden Hall. It’s the world’s first academic community built from the ground up for the study and practice of sustainability, with geothermal and photovoltaic energy systems; on-site water recycling; energy-efficient buildings; an organic farm and woodland; and recycling and composting of all waste. The whole school, faculty and students alike, are deeply involved with testing and improving the campus. It is effectively a massive development project and students are a key part of the development and usage of the campus, not just observers. Falk School students don’t watch from the sidelines, they get involved and make a difference.

For more information, visit [falk.chatham.edu](http://falk.chatham.edu) and [chatham.edu/edenhall](http://chatham.edu/edenhall).

**SUSTAINABLE LEADERSHIP ACADEMY**

For an unforgettable four days and three nights, high school students participate in hands-on, faculty-led learning in the field, explore Pittsburgh’s sustainable highlights, develop leadership skills, make like-minded friends from across the country, and experience a taste of college life—all while living on Eden Hall Campus.





# Make your career sustainable at Frostburg State University

- Examine plants culturally and scientifically through FSU's unique ethnobotany program
- Learn to bridge the gap between developing natural resources and protecting the environment
- Be part of FSU's environmental planning and decision-making through Learning Green, Living Green
- Add an environmental focus to any major with a minor in sustainability studies
- Enhance your learning and the campus environment with student-focused sustainability projects.

**Be a part of this green educational community!**

FSU Admissions | [FSUadmissions@frostburg.edu](mailto:FSUadmissions@frostburg.edu) | 301.687.4201 | [www.frostburg.edu](http://www.frostburg.edu)



*One University. A World of Experiences.*





# WHO SAYS

## YOU CAN'T FEED THE WORLD FROM INSIDE A TRAILER?

As a student at Clark University Brad McNamara envisioned a farm without tractors, barns, or even soil that could yield a steady harvest year-round regardless of the season.

Then he made it happen.

While earning a dual master's degree in business administration and environmental science and policy, Brad and partner Jon Friedman launched Freight Farms, which retrofits shipping containers into hydroponic farms that can be maintained through a mobile app.

Incubated on the Clark campus, Freight Farms today is a global company that links environmental mindfulness with entrepreneurship to supply fresh produce in places where access to healthy food can be severely limited.



*Brad exemplifies Clark University's approach to sustainability. Here, we regard the status quo and say, "We can do better." Can you?*

[clarku.edu](http://clarku.edu)

**CLARK  
UNIVERSITY**

CHALLENGE CONVENTION.  
CHANGE OUR WORLD.

## Keystone College

### Where the Environment Matters

At Keystone College, protecting  
the environment isn't just what we do,  
it's who we are.

Keystone has been:

- Named by The Princeton Review as one of the most environmentally responsible colleges in the nation
- Recognized by Sierra Magazine as one of the nation's top "cool" schools for creating and preserving a green environment
- Recognized by the Greater Scranton Chamber of Commerce for outstanding sustainability programs
- Voted Northeast Pennsylvania's most beautiful campus by local newspaper readers



One College Green ■ P.O. Box 50  
La Plume, PA 18440-0200



1-800-824-2764 Option 1 ■ [www.keystone.edu](http://www.keystone.edu)





# It's not just Earth Day. It's every day.

In 1962, Chatham University alumna Rachel Carson '29 wrote *Silent Spring* and ignited the modern environmental movement. Fifty years later, Chatham broke ground on the world's first academic community built from the ground up for the study of sustainability—the 388-acre, net-zero Eden Hall Campus. Today, students in our Falk School of Sustainability use the campus to address environmental and societal challenges in energy, water, food, and business. [Learn more at falk.chatham.edu](http://falk.chatham.edu).

## EDEN HALL CAMPUS

A living and learning laboratory that includes:

- Research labs for water and energy monitoring
- An aquaculture center
- Onsite storm and waste water management systems
- Solar and geothermal energy sources
- Extensive sustainable agricultural activities

## FALK SCHOOL OF SUSTAINABILITY

Preparing sustainability professionals through:

- Bachelor of Sustainability
- Master of Arts in Food Studies (MAFS)
- Master of Sustainability (MSUS)
- MSUS+MBA dual degree
- MAFS+MBA dual degree
- EARTH University partnership

**chatham**  
UNIVERSITY

Pittsburgh, PA

[falk.chatham.edu](http://falk.chatham.edu)





# Green Creativity: Q&A with Salisbury University



*Students gather around SU's new Solar Dok picnic table, which was installed near Henson Science Hall and is equipped with solar panels.*

Want to have a direct say about sustainability issues on campus? Think about applying for a position in student government.

At Salisbury University, in Maryland, what started as a conversation during a meeting of the Student Government Association has turned into a thriving \$200,000 Green Fund with the help of students in the Environmental Studies Department, Environmental Students Association and Green Floor Living Learning Community. From solar-powered picnic tables to vegan food samplers, the Green Fund seeds innovative green ideas proposed by students, with support from faculty and staff. Wayne Shelton, Director of Campus Sustainability and Environmental Safety at Salisbury University, told us more about the history of the Green Fund and how students can get involved on campus.

## **How does Salisbury University foster a campus culture of sustainability?**

Salisbury University's commitment to sustainability begins at the top with the dedication of President Janet Dudley-Eshbach and her signing of the President's Climate Commitment nearly a decade ago and the Climate Leadership Commitment in 2015. SU has

established an Academic Sustainability Committee with a focus on incorporating sustainability across the curriculum and research. SU also has a University Sustainability Committee with representation from across the campus and a focus on facilitating a range of projects, which help exemplify sustainable practices. With engaged faculty and staff, students see



sustainability all around them and learn about it in their classes. These lessons and experiences will go far beyond the classroom, into their future careers.

### **What is the history of the Green Fund at SU?**

In 2012, SU's Student Government Association started a conversation about implementing a student fee to be used for green initiatives on campus which couldn't be funded by existing budgets. In 2013, open meetings were held to discuss the green fee concept and it was passed by the SGA. The fee was approved by the Board of Regents and President Janet Dudley-Eshbach for the following year. The first project was funded in spring 2014 from a reserve of \$30,000. The Green Fund has grown to \$120,000 this year and will top out at \$198,000 in 2018–19. Proposals are accepted in the fall of the academic year and in the spring if funds remain for additional awards.

### **Please describe the range of projects that have been implemented through Green Fund support.**

Projects funded, thus far, by the Green Fund include energy efficiency lighting upgrades, renewable power demonstration equipment, an environmental film series, a vegan food sampler session, a chemical solvent

recycler for the chemistry department, native species gardens and rain barrels. Most recently, last spring, a solar picnic table bench was installed, allowing students to use stored solar energy to charge their phones, tablets and other devices with USB or standard plugs while chatting, studying or dining. Solar power also lights the table and benches at night, while a push-button requirement and timer ensure energy is not wasted.

### **How do students propose Green Fund projects? What recent projects originated from student proposals?**

Students use their imaginations and collaborate with faculty or staff to develop their ideas. Fully developed projects are submitted for consideration using an online form. Projects must support the goals of SU's Climate Action Plan and include student involvement. Our Climate Action Plan includes a wide range of educational, facility and research objectives so finding a project to fit the requirement is not difficult.



*Tom Horton, faculty in SU's Environmental Studies Department, discusses horseshoe crabs with students at a nearby beach.*



**What are some of the other ways that Salisbury students can get involved on campus to help promote sustainability and further other environmental causes?**

Students can participate in several clubs and organizations on campus that relate to the environment and outdoors, including the Bio Environs Club, Environmental Students Association, a Gardening Club and the Outdoor Club. They can live on the “Green” Floor, an eco-focused Living Learning Community. They can major or minor in environmental studies and take classes taught by faculty members, including award-winning Chesapeake Bay author Tom Horton. They can take part in student governance with an emphasis on sustainability. They can volunteer during several campus-sponsored outreach events for local neighborhood cleanup, or help with the cleanup of local waterways and beaches. Many students also participate in such campus events as Recycle Madness, Recycle Mania and Earth Week.

**Is there anything else you would like prospective students to know about sustainability at Salisbury University?**

Salisbury University is committed to sustainability and has made great strides in reducing our carbon footprint and increasing our green practices. Another example of this is our 7 LEED gold buildings and 4 LEED silver buildings which are energy efficient and constructed with green practices. SU’s newest facility, the Patricia R. Guerrieri Academic Commons (GAC), also has our first green roof. It’s a 20,000 square foot “lawn” of regional low-growing plants that act as a collection and filtration system for rainwater to reduce runoff and serve as a buffer from the sun to help with interior cooling. This is just one of the GAC’s many sustainable features.

## Wentworth’s Five Factors of Career Success

Wentworth offers a unique combination of five factors that help ensure career success through a seamlessly integrated program of learning, building, and doing. Yesterday’s credentials are no match for the challenges of the future—only at Wentworth do all these factors converge and prepare you for the career you envision.



**WENTWORTH**  
INSTITUTE OF TECHNOLOGY

*Innovation in the Making* | [wit.edu](http://wit.edu) | Boston, MA



THE GREEN CAMPUS THAT'S

# LIGHT YEARS AHEAD

Seattle University builds sustainability into its quality academic programs, student-led environmental restoration projects and efforts to reduce its carbon footprint. You have found a lively urban campus that's pesticide-free and continues to win top awards for its commitment to environmental leadership, energy conservation and recycling and composting programs. Come visit and learn about Seattle University's Center for Environmental Justice and Sustainability, housed in the greenest commercial building in the world.

[seattleu.edu](http://seattleu.edu)

125

SEATTLEU



# Zena Forest: Q&A with Willamette University



*Image courtesy of Willamette University.*

*Zena Forest is one of the largest remaining contiguous blocks of forestland in the Eola Hills west of Salem, Oregon. Willamette manages the property as an educational resource.*

Most colleges boast gyms and research labs, but how many can count 305 acres of forestland among their campus facilities?

Willamette University's Zena Forest is ecologically diverse land that serves as an outdoor classroom for faculty, students, and campus clubs alike. We asked the University to tell us more about this unique asset, located just 10 miles northwest of campus, in Salem, Oregon, and how green initiatives enhance their students' overall academic experience.



### **How is sustainability a part of the curriculum at Willamette University?**

Sustainability at Willamette goes beyond being “green.” A unifying principle across our curriculum, sustainability incorporates issues of justice and equity, as well as the environment and economics. While many related courses are available through our environmental and Earth sciences, biology, and chemistry departments, students can also take classes such as “Psychology for Sustainability,” “Environmental Economics,” “Western Civilization and Sustainability through 1600,” just to name a few.

We bring visionary people to campus for discussions and presentations, and a major lecture series is devoted entirely to sustainability and the environment. In 2016–17, we’ll tackle issues of equity, and our flagship lecture series will feature Ta-Nehisi Coates, MacArthur “genius” and National Book Award winner, along with Roxane Gay, a feminist author, professor and contributor for The New York Times. Author and former senator Robert F. Kennedy Jr., “Lunatic Farmer”

Joel Salatin and climate scientist James Hansen are among the many prominent environmental activists who inspire Willamette students to transform knowledge into action.

### **What makes Zena Forest such a unique asset to Willamette’s campus?**

Few small liberal arts colleges are fortunate enough to own a research forest. We purchased Zena to further deepen our community’s 175-year connection to our place in Oregon’s Willamette Valley. It is a prime example of how Willamette incorporates our unique “place” into students’ experiences.

In 20 minutes, students can go from restoring a habitat in the shadow of a towering Douglas-fir stand to participating in a work session to discuss climate change with legislators on the white marble halls of the Oregon State Capitol. Zena is an important part of the unique opportunities at Willamette for students serious about sustainability.

*Image courtesy of Willamette University.*



*Students may work directly with faculty members on sustainability-related issues through Willamette’s collaborative research programs. The Liberal Arts Research Collaborative Program partnered an artist and biologist to study Caspian Terns a species of seabird.*



### **How does Zena Forest provide research and educational opportunities for students across the disciplines?**

Interdisciplinary is a buzzword that you won't hear at Willamette. Rather than an add-on that needs to be touted, it's a central, natural aspect of our culture. Our professors often say their relationships with colleagues are uniquely collaborative across disciplines, and Zena is no exception. It's an outdoor classroom for students of art, agriculture and astrophysics, among much else.

With physics chair and cosmologist Rick Watkins, last year's seniors researched unusual pulsating variable stars and fireballs using Zena Forest's observatory. Karen Arabas, an environmental and Earth sciences professor and a biogeographer, works with students to study the area's past climate using tree rings. Artists, writers and sculptors have held classes and workshops on site, including the students who worked with an alumnus and historian to write a book about the history of Zena.

### **What other opportunities are there for students to get involved at Zena Forest?**

In addition to all of the various programs that take advantage of Zena Forest, a host of student groups and clubs use the property. Individual students also have the opportunity to propose their own program or project by applying for one of our grant programs, such as the Carson Grant, which offers undergraduates up to \$3,000 to undertake a scholarly, creative, or professional research project during the summer.

### **What are some of the other ways that Willamette students can get involved on campus to help promote sustainability and further other environmental causes?**

Over 100 student-led organizations exist on campus, and many promote sustainability — whether or not they're a group for sustainability, per se. For example, The Bike Shop is a student-run facility in the University Center loaded with tools and parts for students to repair their bikes. A living-learning community dedicated to sustainability opened this year in a residence hall, and students interested in environmental causes can lead various student groups, serve on university committees or work with policymakers at Oregon State Capitol, which is just across the street from campus.

Through our "Green Fund," students propose projects that advance social, economic and environmental sustainability, and their peers decide which projects to fund. Students also have the opportunity to work directly with faculty members on sustainability-related issues through our collaborative research programs, which are interdisciplinary by design. For example, our Liberal Arts Research Collaborative Program partnered an artist and biologist to study Caspian Terns, while another considered how climate change could affect mosquito-borne infectious disease.

Many more people and groups work on facets of sustainability, but another interesting example at Willamette is the "Sustainability and the Pacific Rim" initiative that takes advantage of our 50-year partnership with Tokyo International University to deliver curriculum and a summer program for American and Japanese students.

### **Is there anything else you would like prospective students to know about sustainability at Willamette University?**

Students, faculty and staff live the motto, "Not unto ourselves alone are we born," a reflection of our community's ethos of service and the heart of our commitment to sustainability. We believe that all of us have a responsibility to each other—to help create a more just and humane world.

A genuine entrepreneurial spirit exists on campus when it comes to serving others, and we're regularly listed on the President's Higher Education Community Service Honor Roll, the highest federal recognition a school can achieve for commitment to service learning.

We've put programs in place to enable students to put their ideas into practice, and senior Maya Kaup's story highlights how these programs inspire and support students. A Carson Grant awardee and biology major, Kaup began the Salem chapter of the Food Recovery Network, which has delivered thousands of pounds of food to local shelters. She shared her story through a TEDxSalem talk in 2015.

Students can accomplish serious things here—as leaders, as change agents on campus, as collaborative researchers and as interns at the Oregon State Capitol. Later, as alumni, they bring the same commitment to their communities. Our graduate programs also incorporate sustainability through our MBA program's emphasis on sustainability management or our law school's certificate program in sustainable environmental, energy and resources law.





# Leading the way to a greener future.

From our administrators to our students, we're committed to creating a more sustainable campus:

- ▶ Cultivating renewable energy, with solar paneling on our buildings
- ▶ Reducing carbon emissions and conserving energy and water campus-wide
- ▶ Named to the 2016 Green Power Leadership Club by the US Environmental Protection Agency

The Princeton Review  
**"Best 381 Colleges"**

The Princeton Review  
**"Best Green Colleges"**

One of Buzzfeed's  
**"25 Most Beautiful  
College Campuses in  
the World"**

Follow our efforts at [monmouth.edu/green](https://monmouth.edu/green)

732-571-3456  
WEST LONG BRANCH, NJ



**MONMOUTH**  
UNIVERSITY



# Criteria for The Princeton Review Green Rating of Colleges

The Princeton Review tallies its Green Rating, on a scale of 60–99, on institutional data it obtains from the colleges in response to ten survey questions that ask:

1. The percentage of food expenditures that goes toward local, organic or otherwise environmentally preferable food.
2. Whether the school offers programs including mass transit programs, bike sharing, facilities for bicyclists, bicycle and pedestrian plans, car sharing, carpool discount, carpool/vanpool matching, cash-out of parking, prohibiting idling, local housing, telecommuting, and condensed work week.
3. Whether the school has a formal committee that is devoted to advancing sustainability on campus.
4. Whether school buildings that were constructed or underwent major renovations in the past three years are LEED-certified.
5. The school's overall waste-diversion rate.
6. Whether the school has at least one sustainability-focused undergraduate major, degree program, or equivalent.
7. Whether the school's students graduate from programs that include sustainability as a required learning outcome or include multiple sustainability learning outcomes.
8. Whether the school has a formal plan to mitigate its greenhouse gas emissions.
9. What percentage of the school's energy consumption is derived from renewable sources.
10. Whether the school employs a dedicated full-time (or full-time equivalent) sustainability officer.

The schools that appear within this guide received a Green Rating of 80 or higher in *Best 381 Colleges*, 2017.





## Green Mountain College | FIRST IN SUSTAINABILITY

“We were green  
before it was cool.”

A popular bumper sticker in Vermont that holds true for Green Mountain College—the proven innovator in sustainable education.

**Green Mountain College** was the first college in the nation to embrace an environmental mission, and the first to develop a curriculum built on a framework of social, economic, and environmental sustainability, for which we’ve been ranked by the Association for the Advancement of Sustainability in Higher Education as the nation’s **#1 curriculum in sustainability**. We’re honored to have been recognized more frequently than any other college in the top Princeton Review and *Sierra Magazine* Cool School’s rankings.

### If you:

- Care about the environment and people
- Prefer a smaller school that provides personalized opportunities
- Dream of living and playing in one of the greenest areas of the world

You’re our kind of person. Join us!

Learn more at [www.greenmtn.edu/first](http://www.greenmtn.edu/first)







# Small College. Big Ideas.

With class sizes no larger than 20, students read and discuss some of the greatest minds of Western civilization—from Aristotle to Darwin—to address fundamental and persisting questions of existence. Whether in the classroom or hiking or stargazing, together with St. John's faculty, students encounter great authors and their works and respond to ideas and arguments that lead them toward new perceptions of themselves and the world.

LEARN MORE ABOUT OUR SANTA FE AND ANNAPOLIS CAMPUSES AT [SJC.EDU](http://SJC.EDU)

Betty and Norman Levan Hall:  
Leed (Leadership in Energy and  
Environmental Design) Gold Rating



60 COLLEGE AVENUE | ANNAPOLIS, MD 21401 | 410-626-2522  
1160 CAMINO DE CRUZ BLANCA | SANTA FE, NM 87505 | 505-984-6060  
[SJC.EDU](http://SJC.EDU)



# Top 50 Green Colleges

When ranking the following schools, we factored in the 10 data points from our Green Rating (see page 27), as well as student survey responses collected in 2015–2016. The survey data included student ratings of how sustainability issues influenced their education and life on campus; administration and student support for environmental awareness and conservation efforts; and the visibility and impact of student environmental groups.

1. College of the Atlantic (p. 56)
2. State University of New York—College of Environmental Science and Forestry (p. 72)
3. Green Mountain College (p. 72)
4. Colorado State University (p. 58)
5. Lewis & Clark College (p. 79)
6. Middlebury College (p. 84)
7. University of California—Santa Cruz (p. 120)
8. Dickinson College (p. 61)
9. University of Vermont (p. 141)
10. University of Washington—Seattle (p. 142)
11. Stanford University (p. 105)
12. Willamette University (p. 155)
13. University of California—Santa Barbara (p. 119)
14. Pomona College (p. 93)
15. Cornell University (p. 59)
16. State University of New York—Stony Brook University (p. 109)
17. Santa Clara University (p. 100)
18. American University (p. 38)
19. University of Colorado Boulder (p. 121)
20. Portland State University (p. 94)
21. University of Maryland—College Park (p. 126)
22. Oberlin College (p. 89)
23. Colby College (p. 56)
24. Washington University in St. Louis (p. 150)
25. University of Oregon (p. 135)
26. Champlain College (p. 52)
27. University of California, Davis (p. 117)
28. Chatham University (p. 52)
29. University of California—Berkeley (p. 117)
30. Wesleyan University (p. 151)
31. University of California—Irvine (p. 118)
32. Allegheny College (p. 37)
33. State University of New York—University at Buffalo (p. 110)
34. Furman University (p. 68)
35. Bentley University (p. 43)
36. Warren Wilson College (p. 148)
37. Ball State University (p. 42)
38. University of North Carolina at Chapel Hill (p. 132)
39. Oregon State University (p. 91)
40. Loyola University Chicago (p. 81)
41. University of Massachusetts Amherst (p. 127)
42. Columbia University (p. 58)
43. Georgia Institute of Technology (p. 64)
44. University of Illinois at Urbana-Champaign (p. 124)
45. Arizona State University (p. 40)
46. Carnegie Mellon University (p. 50)
47. Yale University (p. 156)
48. California State Polytechnic University, Pomona (p. 47)
49. Iowa State University (p. 75)
50. University of New Hampshire (p. 132)

To read more information on each school profiled in this guide, visit [PrincetonReview.com](http://PrincetonReview.com).



# How To Read This Profile

Each of the colleges and universities in this book has its own profile. To make it easier to find and compare information about the schools, we've used the same profile format for every school. Look at the sample page below:

<b>ADELPHI UNIVERSITY</b>	
LEYERMORE HALL 114, GARDEN CITY, NY 11530	
ADMISSIONS: 516-877-3050	
FAX: 516-877-3030	
E-MAIL: ADMISSIONS@ADELPHI.EDU	
WEBSITE: WWW.ADELPHI.EDU	
<b>GREEN FACTS</b>	
Available transportation alternatives: bike storage, shower facilities, and lockers for bicycle commuters; bicycle plan; free or reduced price transit passes; carpool/vanpool matching program	
% food budget spent on local/organic food	30
School has formal sustainability committee	Yes
Waste diversion rate (%)	58
Public GHG inventory plan	No
% of school energy from renewable resources	0
School employs a sustainability officer	Yes
<b>STUDENT BODY</b>	
Total undergrad enrollment	4,892
# of applicants	9,367
% of applicants accepted	72
% of acceptees attending	13
Average HS GPA	3.5
Range SAT Critical Reading	500-600
Range SAT Math	510-620
Range SAT Writing	500-620
Range ACT Composite	19-25
% students graduating within 4 years	55
% students graduating within 6 years	67
Most popular majors Education; Business/Commerce	
<b>COST</b>	
Annual tuition	\$32,380
Required fees	\$1,654
Room and board	\$14,210
% frosh receiving any aid	96
% ugrads receiving any aid	91
Average cumulative indebtedness	\$33,485

Each spread has several components. First, at the very top of the profile you will see the school's address, telephone and fax numbers for its admissions office, the telephone number for its financial aid office, and its sustainability website and/or e-mail address.

The profile header is followed by the school's statistical data. The statistics were culled from questionnaires school administrators fill out. Keep in mind that not every category will appear for every school, since in some cases the information is not reported or not applicable. If a school has completed each and every data field (and not all do), the heading will appear in the follow order:

## AVAILABLE TRANSPORTATION ALTERNATIVES

Whether the school offers programs including free bus passes, universal access transit passes, bike sharing/renting, car sharing, carpool parking, vanpooling, or guaranteed rides home to encourage alternatives to single-passenger automobile use for students.

## % FOOD BUDGET SPENT ON LOCAL/ORGANIC FOOD

The percentage of food expenditures that go toward local, organic, or otherwise environmentally preferable food.

## SCHOOL HAS FORMAL SUSTAINABILITY COMMITTEE

Whether the school has a formal committee with participation from students that is devoted to advancing sustainability on campus.

## % OF NEW CONSTRUCTION LEED-CERTIFIED

Percentage of school buildings that were constructed or underwent major renovations in the past three years are LEED-certified.

## WASTE-DIVERSION RATE (%)

The school's overall waste-diversion rate.

## SUSTAINABILITY-FOCUSED DEGREE AVAILABLE

Whether the school has a sustainability-focused major, minor, or concentration.

## % OF GRADUATES THAT WERE REQUIRED TO TAKE SUSTAINABILITY RELATED COURSE

Percentage of graduates that were required to take at least one course in a field related to sustainability to complete their degree.



## **PUBLIC GHG INVENTORY PLAN**

Whether a school has produced a publicly available greenhouse gas emissions inventory and adopted a climate action plan to reduce greenhouse gas emissions.

## **% OF SCHOOL ENERGY FROM RENEWABLE RESOURCES**

The percentage of the school's energy consumption, including heating/cooling and electrical, that is derived from renewable resources (this definition included 'green tags' but not nuclear or large scale hydropower).

## **SCHOOL EMPLOYS A SUSTAINABILITY OFFICER**

Whether the school employs a dedicated full-time (or full-time equivalent) sustainability officer.

## **TOTAL UNDERGRAD ENROLLMENT**

The total number of degree-seeking undergraduates who attend the school.

## **# OF APPLICANTS**

The total number of degree-seeking applicants to the school.

## **% OF APPLICANTS ACCEPTED**

The percentage of applicants to whom the school offered admission.

## **% OF ACCEPTEES ATTENDING**

The percentage of accepted students who eventually enrolled at the school.

## **AVERAGE HS GPA**

The average grade point average of entering freshmen. We report this on a scale of 1.0–4.0 (occasionally colleges report averages on a 100 scale, in which case we report those figures).

## **RANGE SAT VERBAL, RANGE SAT MATH, RANGE SAT WRITING, RANGE ACT COMPOSITE**

The middle 50 percent range of test scores for entering freshmen.

## **% STUDENTS GRADUATING WITHIN 4 YEARS**

The percentage of degree-seeking undergraduate students graduating in four years or less.

## **% STUDENTS GRADUATING WITHIN 6 YEARS**

The percentage of degree-seeking undergraduate students graduating within six years.



## **MOST POPULAR MAJORS**

The majors with the highest enrollments at the school.

## **ANNUAL TUITION**

The tuition at the school; for state schools, the tuition for in-state residents.

## **REQUIRED FEES**

Any additional costs students must pay beyond tuition in order to attend the school. These often include fitness center fees and the like.

## **ROOM AND BOARD**

Estimated annual room and board costs.

## **% OF NEEDY STUDENTS RECEIVING NEED-BASED SCHOLARSHIP OR GRANT AID**

The percentage of all degree-seeking undergraduates who were determined to have need and received any need-based scholarship or grant aid.

## **% OF UGRADS RECEIVING ANY AID**

The percentage of all degree-seeking undergraduates receiving any financial aid (need-based, merit-based, gift aid).

## **AVERAGE CUMULATIVE INDEBTEDNESS**

The average per-borrower cumulative undergraduate indebtedness of those who borrowed at any time through any loan programs (institutional, state, Federal Perkins, Federal Direct Subsidized and Unsubsidized, and private loans that were certified by the institution, etc., excluding parent loans).

*Nota Bene:* The statistical data reported in this book, unless otherwise noted, was collected from the profiled colleges through the spring of 2016. In some cases, we were unable to publish the most recent data because schools did not report the necessary statistics to us in time, despite our repeated outreach efforts. Because the enrollment and financial statistics, as well as application and financial aid deadlines, fluctuate from one year to another, we recommend that you check with the schools to make sure you have the most current information before applying.



# An Important Note about SAT Scores

The SAT underwent major changes in March 2016. The score ranges published in this book reflect the test prior to the change, i.e., the most recent available data at the time of printing. Fall 2016 is the first admission cycle that will use scores from the new SAT.

The College Board has released a great deal of information on score concordance, or relating scores from one version of the exam to another. They recommend converting your new SAT score to an old one to see if it falls within the score range at your target schools.

The concordance tables provided below are intended as a guide to help students and parents relate scores and score ranges between the new and old SAT exams, and are based on the latest available information as of May 2016. Please visit [PrincetonReview.com](http://PrincetonReview.com) for the most up-to-date information on SAT score concordance.

**The Princeton Review**  
Evidence-Based Reading & Writing Scores (New SAT)

Converted from a combination of old SAT Critical Reading and Writing scores

Old SAT	800	750	700	650	600	550	500	450	400	350	300	250	200
New SAT	800	780	770	750	730	710	700	680	650	630	610	580	560
750	780	770	750	730	710	700	680	650	630	610	580	560	530
700	770	750	730	710	700	680	650	630	610	580	560	530	500
650	750	730	710	700	680	650	630	610	580	560	530	500	480
600	730	710	700	680	650	630	610	580	560	530	500	480	450
550	710	700	680	650	630	610	580	560	530	500	480	450	420
500	700	680	650	630	610	580	560	530	500	480	450	420	400
450	680	650	630	610	580	560	530	500	480	450	420	400	370
400	650	630	610	580	560	530	500	480	450	420	400	370	350
350	630	610	580	560	530	500	480	450	420	400	370	350	330
300	610	580	560	530	500	480	450	420	400	370	350	330	310
250	580	560	530	500	480	450	420	400	370	350	330	310	280
200	560	530	500	480	450	420	400	370	350	330	310	280	260

**The Princeton Review**  
Math Conversion Table

Old SAT	New SAT
800	800
750	770
700	730
650	670
600	620
550	570
500	530
450	490
400	440
350	390
300	350
250	280
200	200



# School Profiles

A person with long, wavy brown hair is seen from behind, looking out over a city street at sunset. The person is wearing a white sleeveless top with a small floral pattern. The background is a blurred city scene with trees, buildings, and streetlights, creating a warm, golden-hour atmosphere. The text "School Profiles" is overlaid in a large, white, sans-serif font.







## ADELPHI UNIVERSITY

LEVERMORE HALL 114, GARDEN CITY,  
NY 11530

ADMISSIONS: 516-877-3050

FAX: 516-877-3039

E-MAIL: ADMISSIONS@ADELPHI.EDU

WEBSITE: WWW.ADELPHI.EDU

### GREEN FACTS

**Available transportation alternatives:**  
bike storage, shower facilities, and lockers for bicycle commuters; bicycle plan; free or reduced price transit passes; carpool/vanpool matching program

% food budget spent on local/organic food	30
School has formal sustainability committee	Yes
Waste diversion rate (%)	56
Public GHG inventory plan	No
% of school energy from renewable resources	0
School employs a sustainability officer	Yes

### STUDENT BODY

Total undergrad enrollment	4,852
# of applicants	9,367
% of applicants accepted	72
% of acceptees attending	13
Average HS GPA	3.5
Range SAT Critical Reading	500–600
Range SAT Math	510–620
Range SAT Writing	500–620
Range ACT Composite	19–25
% students graduating within 4 years	55
% students graduating within 6 years	67

### Most popular majors

Education; Business/Commerce

### COST

Annual tuition	\$32,380
Required fees	\$1,654
Room and board	\$14,210
% frosh receiving any aid	96
% ugrads receiving any aid	91
Average cumulative indebtedness	\$33,485

## AGNES SCOTT COLLEGE

141 E. COLLEGE AVE., DECATUR,  
GA 30030-3770

ADMISSIONS: 404-471-6285

FAX: 404-471-6414

E-MAIL: ADMISSION@AGNESSCOTT.EDU

WEBSITE: WWW.AGNESSCOTT.EDU

### GREEN FACTS

**Available transportation alternatives:**  
bicycle-sharing program; bike storage, shower facilities, and lockers for bicycle commuters; bicycle plan; free or reduced price transit passes; condensed work week option for employees; telecommute program for employees; carpool/vanpool matching program; programs to encourage employees to live close to campus; adopted a policy prohibiting idling; car sharing program

% food budget spent on local/organic food	25
School has formal sustainability committee	Yes
% of new construction LEED-certified	90
Waste diversion rate (%)	34
Public GHG inventory plan	Yes
% of school energy from renewable resources	1
School employs a sustainability officer	Yes

### STUDENT BODY

Total undergrad enrollment	902
# of applicants	1,461
% of applicants accepted	62
% of acceptees attending	30
Average HS GPA	3.7
Range SAT Critical Reading	550–690
Range SAT Math	510–640
Range SAT Writing	550–670
Range ACT Composite	24–29
% students graduating within 4 years	61
% students graduating within 6 years	68

### Most popular majors

Psychology; Creative Writing; Business Administration and Management

### COST

Annual tuition	\$38,232
Required fees	\$240
Room and board	\$11,520
% frosh receiving any aid	100
% ugrads receiving any aid	99
Average cumulative indebtedness	\$33,050

## ALLEGHENY COLLEGE

MEADVILLE, PA 16335

ADMISSIONS: 814-332-4351

FAX: 814-337-0431

E-MAIL: ADMISSIONS@ALLEGHENY.EDU

WEBSITE: WWW.ALLEGHENY.EDU

### GREEN FACTS

**Available transportation alternatives:**  
bicycle-sharing program; bike storage, shower facilities, and lockers for bicycle commuters; bicycle plan; free or reduced price transit passes; carpool/vanpool matching program

% food budget spent on local/organic food	20
School has formal sustainability committee	Yes
% of new construction LEED-certified	68
Waste diversion rate (%)	54
Sustainability-focused degree available	Yes
% of graduates that took a sustainability related course	22
Public GHG inventory plan	Yes
% of school energy from renewable resources	31
School employs a sustainability officer	Yes

### STUDENT BODY

Total undergrad enrollment	1,931
# of applicants	4,324
% of applicants accepted	68
% of acceptees attending	17
Average HS GPA	3.7
Range SAT Critical Reading	503–630
Range SAT Math	510–620
Range SAT Writing	480–618
Range ACT Composite	22–29
% students graduating within 4 years	68
% students graduating within 6 years	75

### Most popular majors

Biology/Biological Sciences; Psychology; English Language and Literature

### COST

Annual tuition	\$43,750
Required fees	\$500
Room and board	\$11,170
% frosh receiving any aid	99
% ugrads receiving any aid	99



## AMERICAN MILITARY UNIVERSITY

111 W. CONGRESS ST., CHARLES TOWN,  
WV 25414

ADMISSIONS: 877-777-9081

E-MAIL: INFO@APUS.EDU

WEBSITE: WWW.AMU.APUS.EDU

### GREEN FACTS

**Available transportation alternatives:** bike storage, shower facilities, and lockers for bicycle commuters; condensed work week option for employees; telecommute program for employees; carpool/vanpool matching program

% food budget spent on local/organic food	0
School has formal sustainability committee	Yes
% of new construction LEED-certified	73
Waste diversion rate (%)	44
Sustainability-focused degree available	No
Public GHG inventory plan	Yes
% of school energy from renewable resources	0
School employs a sustainability officer	Yes

### STUDENT BODY

Total undergrad enrollment	42,888
----------------------------	--------

### COST

Average cumulative indebtedness	\$27,350
---------------------------------	----------

## AMERICAN UNIVERSITY

4400 MASSACHUSETTS AVE, NW,  
WASHINGTON, DC 20016-8001

ADMISSIONS: 202-885-6000

FAX: 202-885-1025

E-MAIL: ADMISSIONS@AMERICAN.EDU

WEBSITE: WWW.AMERICAN.EDU

### GREEN FACTS

**Available transportation alternatives:** bicycle-sharing program; bike storage, shower facilities, and lockers for bicycle commuters; bicycle plan; free or reduced price transit passes; condensed work week option for employees; telecommute program for employees; carpool/vanpool matching program; reduced parking fees for car and van poolers

% food budget spent on local/organic food	6
School has formal sustainability committee	Yes
% of new construction LEED-certified	100
Waste diversion rate (%)	42
Sustainability-focused degree available	Yes
% of graduates that took a sustainability related course	28
Public GHG inventory plan	Yes
% of school energy from renewable resources	61
School employs a sustainability officer	Yes

### STUDENT BODY

Total undergrad enrollment	7,909
# of applicants	16,735
% of applicants accepted	35
% of acceptees attending	30
Average HS GPA	3.7
Range SAT Critical Reading	590–690
Range SAT Math	560–650
Range SAT Writing	570–670
Range ACT Composite	26–30
% students graduating within 4 years	76
% students graduating within 6 years	81

### Most popular majors

International Relations; Business/Commerce; Political Science and Government

### COST

Annual tuition	\$44,046
Required fees	\$547
Room and board	\$14,526
% frosh receiving any aid	89
% ugrads receiving any aid	71

## AMERICAN UNIVERSITY IN CAIRO

AUC AVENUE, P.O. BOX 74 NEW CAIRO  
11835, CAIRO, EGYPT

ADMISSIONS: 20.2.26151459

E-MAIL: ENROLAUC@AUCEGYPT.EDU

WEBSITE: WWW.AUCEGYPT.EDU

### GREEN FACTS

**Available transportation alternatives:** bicycle plan; free or reduced price transit passes; telecommute program for employees; carpool/vanpool matching program; reduced parking fees for car and van poolers; programs to encourage employees to live close to campus; adopted a policy prohibiting idling

% food budget spent on local/organic food	75
School has formal sustainability committee	Yes
Waste diversion rate (%)	76
Sustainability-focused degree available	Yes
% of graduates that took a sustainability related course	3
Public GHG inventory plan	No
% of school energy from renewable resources	0
School employs a sustainability officer	Yes

### STUDENT BODY

Total undergrad enrollment	5,622
# of applicants	3,150
% of applicants accepted	37
% of acceptees attending	77
Range SAT Critical Reading	450–530
Range SAT Math	560–670
Range SAT Writing	510–630
% students graduating within 4 years	24
% students graduating within 6 years	79

### Most popular majors

Mechanical Engineering; Business Administration, Management and Operations; Construction Engineering

### COST

% frosh receiving any aid	63
% ugrads receiving any aid	62



## ANTIOCH COLLEGE

1 MORGAN PLACE, YELLOW SPRINGS,  
OH 45387

Admissions: 937-319-6082

Fax: 937-319-6085

E-MAIL: ADMISSION@ANTIOCHCOLLEGE.ORG

WEBSITE: WWW.ANTIOCHCOLLEGE.ORG

### GREEN FACTS

**Available transportation alternatives:**  
bicycle-sharing program; bicycle  
plan; adopted a policy prohibiting  
idling

% food budget spent on local/organic food	0
School has formal sustainability committee	Yes
% of new construction LEED-certified	0
Waste diversion rate (%)	65
Sustainability-focused degree available	No
% of graduates that took a sustainability related course	100
Public GHG inventory plan	Yes
% of school energy from renewable resources	1
School employs a sustainability officer	Yes

### STUDENT BODY

Total undergrad enrollment	266
# of applicants	140
% of applicants accepted	71
% of acceptees attending	66
Average HS GPA	3.3
Range SAT Critical Reading	608–673
Range SAT Math	535–653
Range SAT Writing	568–623
Range ACT Composite	22–30

### COST

Annual tuition	\$33,236
Required fees	\$768
Room and board	\$10,923
% frosh receiving any aid	100
% undergrads receiving any aid	100

## APPALACHIAN STATE UNIVERSITY

OFFICE OF ADMISSIONS, BOONE,  
NC 28608-2004

Admissions: 828-262-2120

Fax: 828-262-3296

E-MAIL: ADMISSIONS@APPSTATE.EDU

WEBSITE: WWW.APPSTATE.EDU

### GREEN FACTS

**Available transportation alternatives:**  
bicycle-sharing program; bicycle  
plan; free or reduced price transit  
passes; condensed work week  
option for employees; telecommute  
program for employees; carpool/  
vanpool matching program; adopt-  
ed a policy prohibiting idling; car  
sharing program

% food budget spent on local/organic food	14
School has formal sustainability committee	Yes
% of new construction LEED-certified	86
Waste diversion rate (%)	32
Sustainability-focused degree available	Yes
% of graduates that took a sustainability related course	100
Public GHG inventory plan	Yes
School employs a sustainability officer	Yes

### STUDENT BODY

Total undergrad enrollment	16,290
# of applicants	13,083
% of applicants accepted	66
% of acceptees attending	35
Average HS GPA	4.1
Range SAT Critical Reading	530–620
Range SAT Math	530–620
Range SAT Writing	500–600
Range ACT Composite	23–28
% students graduating within 4 years	46
% students graduating within 6 years	71

### Most popular majors

Psychology; Kinesiology and  
Exercise Science; Business  
Administration and Management

### COST

Annual in-state tuition	\$3,961
Annual out-of-state tuition	\$17,786
Required fees	\$2,891
Room and board	\$7,845
% frosh receiving any aid	69
% undergrads receiving any aid	66

## AQUINAS COLLEGE

1607 ROBINSON ROAD SE, GRAND  
RAPIDS, MI 49506-1799

Admissions: 616-632-2900

Fax: 616-732-4469

E-MAIL: ADMISSIONS@AQUINAS.EDU

WEBSITE: WWW.AQUINAS.EDU

### GREEN FACTS

**Available transportation alternatives:**  
bicycle-sharing program; bike stor-  
age, shower facilities, and lockers  
for bicycle commuters; free or  
reduced price transit passes; con-  
densed work week option for  
employees; carpool/vanpool match-  
ing program; reduced parking fees  
for car and van poolers; adopted a  
policy prohibiting idling

% food budget spent on local/organic food	12
School has formal sustainability committee	Yes
% of new construction LEED-certified	55
Waste diversion rate (%)	72
Sustainability-focused degree available	Yes
% of graduates that took a sustainability related course	7
Public GHG inventory plan	Yes
% of school energy from renewable resources	0
School employs a sustainability officer	Yes

### STUDENT BODY

Total undergrad enrollment	1,851
# of applicants	1,842
% of applicants accepted	100
% of acceptees attending	21
Average HS GPA	3.5
Range ACT Composite	21–26
% students graduating within 4 years	33

### Most popular majors

Liberal Arts and Sciences/Liberal  
Studies

### COST

Annual tuition	\$27,332
Required fees	\$394
Room and board	\$8,350
% frosh receiving any aid	95
% undergrads receiving any aid	90



## ARIZONA STATE UNIVERSITY

PO Box 870112, TEMPE, AZ 85287-0112  
**ADMISSIONS:** 480-965-7788  
**FAX:** 480-965-3610  
**E-MAIL:** ADMISSIONS@ASU.EDU  
**WEBSITE:** WWW.ASU.EDU

### GREEN FACTS

**Available transportation alternatives:** bicycle-sharing program; bike storage, shower facilities, and lockers for bicycle commuters; bicycle plan; free or reduced price transit passes; condensed work week option for employees; telecommute program for employees; carpool/vanpool matching program

School has formal sustainability committee	Yes
% of new construction LEED-certified	96
Waste diversion rate (%)	30
Sustainability-focused degree available	Yes
% of graduates that took a sustainability related course	7
Public GHG inventory plan	Yes
% of school energy from renewable resources	8
School employs a sustainability officer	Yes

### STUDENT BODY

Total undergrad enrollment	41,828
# of applicants	25,380
% of applicants accepted	83
% of acceptees attending	40
Average HS GPA	3.5
Range SAT Critical Reading	510–630
Range SAT Math	520–640
Range ACT Composite	23–28
% students graduating within 4 years	45
% students graduating within 6 years	66

### Most popular majors

Business, Management, Marketing, and Related Support Services;  
 Multi-/Interdisciplinary Studies;  
 Biology/Biological Sciences

### COST

Annual in-state tuition	\$9,484
Annual out-of-state tuition	\$24,784
Required fees	\$674
Room and board	\$11,061
% frosh receiving any aid	90
% ugrads receiving any aid	83
Average cumulative indebtedness	\$22,972

## ART CENTER COLLEGE OF DESIGN

1700 LIDA STREET, PASADENA, CA 91103-1999  
**ADMISSIONS:** 626-396-2373  
**FAX:** 626-795-0578  
**E-MAIL:** ADMISSIONS@ARTCENTER.EDU  
**WEBSITE:** WWW.ARTCENTER.EDU

### GREEN FACTS

**Available transportation alternatives:** bike storage, shower facilities, and lockers for bicycle commuters; bicycle plan; free or reduced price transit passes; telecommute program for employees; carpool/vanpool matching program; reduced parking fees for car and van poolers; adopted a policy prohibiting idling

% food budget spent on local/organic food	60
School has formal sustainability committee	Yes
% of new construction LEED-certified	60
Waste diversion rate (%)	16
Sustainability-focused degree available	No
% of graduates that took a sustainability related course	11
Public GHG inventory plan	No
% of school energy from renewable resources	0
School employs a sustainability officer	Yes

### STUDENT BODY

Total undergrad enrollment	1,915
# of applicants	610
% of applicants accepted	80
% of acceptees attending	37
% students graduating within 4 years	18
% students graduating within 6 years	68

### Most popular majors

Industrial and Product Design;  
 Graphic Design; Illustration

### COST

Annual tuition	\$40,046
Required fees	\$550

## AUBURN UNIVERSITY

108 MARY MARTIN HALL, AUBURN, AL 36849-5149  
**ADMISSIONS:** 334-844-4080  
**FAX:** 334-844-6436  
**E-MAIL:** ADMISSIONS@AUBURN.EDU  
**WEBSITE:** WWW.AUBURN.EDU

### GREEN FACTS

**Available transportation alternatives:** bicycle-sharing program; bike storage, shower facilities, and lockers for bicycle commuters; bicycle plan; free or reduced price transit passes; condensed work week option for employees; telecommute program for employees; carpool/vanpool matching program; adopted a policy prohibiting idling

% food budget spent on local/organic food	5
School has formal sustainability committee	Yes
% of new construction LEED-certified	4
Waste diversion rate (%)	12
Sustainability-focused degree available	Yes
% of graduates that took a sustainability related course	8
Public GHG inventory plan	Yes
School employs a sustainability officer	Yes

### STUDENT BODY

Total undergrad enrollment	21,786
# of applicants	19,414
% of applicants accepted	78
% of acceptees attending	33
Average HS GPA	3.8
Range SAT Critical Reading	530–630
Range SAT Math	540–650
Range SAT Writing	520–620
Range ACT Composite	24–30
% students graduating within 4 years	44
% students graduating within 6 years	73

### Most popular majors

Mechanical Engineering; Business Administration and Management; Secondary Education and Teaching

### COST

Annual in-state tuition	\$8,808
Annual out-of-state tuition	\$26,424
Required fees	\$1,616
Room and board	\$12,584
% frosh receiving any aid	50
% ugrads receiving any aid	44
Average cumulative indebtedness	\$27,782



## AUGUSTANA UNIVERSITY

2001 SOUTH SUMMIT AVENUE,  
SIOUX FALLS, SD 57197  
**ADMISSIONS:** 605-274-5516  
**FAX:** 605-274-5518  
**E-MAIL:** ADMISSION@AUGIE.EDU  
**WEBSITE:** WWW.AUGIE.EDU

### GREEN FACTS

**Available transportation alternatives:** bicycle-sharing program; bike storage, shower facilities, and lockers for bicycle commuters; free or reduced price transit passes; condensed work week option for employees; programs to encourage employees to live close to campus; adopted a policy prohibiting idling

% food budget spent on local/organic food	100
School has formal sustainability committee	No
% of new construction LEED-certified	100
Waste diversion rate (%)	0
Sustainability-focused degree available	Yes
Public GHG inventory plan	No
% of school energy from renewable resources	0
School employs a sustainability officer	Yes

### STUDENT BODY

Total undergrad enrollment	1,613
# of applicants	1,463
% of applicants accepted	65
% of acceptees attending	39
Average HS GPA	3.7
Range ACT Composite	23–28
% students graduating within 4 years	57
% students graduating within 6 years	75

### Most popular majors

Business Administration,  
Management and Operations;  
Registered Nursing; Education

### COST

Annual tuition	\$30,454
Required fees	\$490
Room and board	\$7,480
% frosh receiving any aid	99
% ugrads receiving any aid	99
Average cumulative indebtedness	\$37,228

## AUSTIN COLLEGE

900 NORTH GRAND AVE, SUITE 6N,  
SHERMAN, TX 75090-4400  
**ADMISSIONS:** 903-813-3000  
**FAX:** 903-813-3198  
**E-MAIL:** ADMISSION@AUSTINCOLLEGE.EDU  
**WEBSITE:** WWW.AUSTINCOLLEGE.EDU

### GREEN FACTS

**Available transportation alternatives:** bike storage, shower facilities, and lockers for bicycle commuters; condensed work week option for employees; programs to encourage employees to live close to campus; adopted a policy prohibiting idling; car sharing program

% food budget spent on local/organic food	7
School has formal sustainability committee	Yes
% of new construction LEED-certified	100
Waste diversion rate (%)	23
Sustainability-focused degree available	Yes
% of graduates that took a sustainability related course	5
Public GHG inventory plan	Yes
% of school energy from renewable resources	41

### STUDENT BODY

Total undergrad enrollment	1,278
# of applicants	3,038
% of applicants accepted	54
% of acceptees attending	22
Average HS GPA	3.5
Range SAT Critical Reading	530–670
Range SAT Math	540–650
Range SAT Writing	520–640
Range ACT Composite	22–27
% students graduating within 4 years	72

### Most popular majors

Biology/Biological Sciences;  
Business/Commerce; Psychology

### COST

Annual tuition	\$35,350
Required fees	\$185
Room and board	\$11,793
% frosh receiving any aid	97
% ugrads receiving any aid	98

## BABSON COLLEGE

LUNDER HALL, BABSON PARK, MA 02457  
**ADMISSIONS:** 781-239-5522  
**FAX:** 781-239-4006  
**E-MAIL:** UGRADADMISSION@BABSON.EDU  
**WEBSITE:** WWW.BABSON.EDU

### GREEN FACTS

**Available transportation alternatives:** bike storage, shower facilities, and lockers for bicycle commuters; bicycle plan; free or reduced price transit passes; condensed work week option for employees; telecommute program for employees; carpool/vanpool matching program; adopted a policy prohibiting idling; car sharing program

% food budget spent on local/organic food	8
School has formal sustainability committee	Yes
Waste diversion rate (%)	24
Sustainability-focused degree available	Yes
% of graduates that took a sustainability related course	98
Public GHG inventory plan	Yes
% of school energy from renewable resources	2
School employs a sustainability officer	Yes

### STUDENT BODY

Total undergrad enrollment	2,141
# of applicants	7,516
% of applicants accepted	26
% of acceptees attending	27
Range SAT Critical Reading	580–720
Range SAT Math	620–720
Range SAT Writing	590–660
Range ACT Composite	27–30
% students graduating within 4 years	85
% students graduating within 6 years	89

### Most popular majors

Business Administration and  
Management

### COST

Annual tuition	\$48,288
Room and board	\$15,376
% frosh receiving any aid	53
% ugrads receiving any aid	50
Average cumulative indebtedness	\$32,982



## BALL STATE UNIVERSITY

OFFICE OF ADMISSIONS, MUNCIE, IN  
47306

ADMISSIONS: 765-285-8300

FAX: 765-285-1632

E-MAIL: ASKUS@BSU.EDU

WEBSITE: WWW.BSU.EDU

### GREEN FACTS

#### Available transportation alternatives:

bicycle-sharing program; bike storage, shower facilities, and lockers for bicycle commuters; bicycle plan; free or reduced price transit passes; condensed work week option for employees; telecommute program for employees; carpool/vanpool matching program; adopted a policy prohibiting idling

% food budget spent on local/organic food	10
School has formal sustainability committee	Yes
% of new construction LEED-certified	99
Waste diversion rate (%)	64
Sustainability-focused degree available	Yes
% of graduates that took a sustainability related course	100
Public GHG inventory plan	Yes
% of school energy from renewable resources	0
School employs a sustainability officer	Yes

### STUDENT BODY

Total undergrad enrollment	16,652
# of applicants	16,896
% of applicants accepted	61
% of acceptees attending	34
Average HS GPA	3.4
Range SAT Critical Reading	480–580
Range SAT Math	480–580
Range SAT Writing	470–560
Range ACT Composite	19–23

#### Most popular majors

General Studies; Elementary Education and Teaching; Radio and Television

### COST

Annual in-state tuition	\$8,318
Annual out-of-state tuition	\$22,988
Required fees	\$662
Room and board	\$8,870
% frosh receiving any aid	82
% ugrads receiving any aid	78

## BARD COLLEGE

OFFICE OF ADMISSIONS, ANNANDALE-ON-HUDSON, NY 12504

ADMISSIONS: 845-758-7472

FAX: 845-758-5208

E-MAIL: ADMISSIONS@BARD.EDU

WEBSITE: WWW.BARD.EDU

### GREEN FACTS

#### Available transportation alternatives:

bicycle-sharing program; bike storage, shower facilities, and lockers for bicycle commuters; bicycle plan; free or reduced price transit passes; condensed work week option for employees; adopted a policy prohibiting idling;

% food budget spent on local/organic food	16
School has formal sustainability committee	Yes
Waste diversion rate (%)	36
Sustainability-focused degree available	Yes
% of graduates that took a sustainability related course	80
Public GHG inventory plan	Yes
% of school energy from renewable resources	5
School employs a sustainability officer	Yes

### STUDENT BODY

Total undergrad enrollment	2,023
# of applicants	7,044
% of applicants accepted	32
% of acceptees attending	20
Range SAT Critical Reading	590–690
Range SAT Math	570–680
% students graduating within 4 years	69
% students graduating within 6 years	78

#### Most popular majors

English Language and Literature; Social Sciences; Visual and Performing Arts

### COST

Annual tuition	\$49,226
Required fees	\$680
Room and board	\$14,118
% frosh receiving any aid	70
% ugrads receiving any aid	72
Average cumulative indebtedness	\$28,261

## BASTYR UNIVERSITY

14500 JUANITA DRIVE NE, KENMORE, WA 98028

ADMISSIONS: 425-602-3330

FAX: 425-602-3090

E-MAIL: ADMISSIONS@BASTYR.EDU

WEBSITE: WWW.BASTYR.EDU

### GREEN FACTS

% food budget spent on local/organic food	90
% of new construction LEED-certified	100
Sustainability-focused degree available	Yes
% of school energy from renewable resources	0
School employs a sustainability officer	Yes

### STUDENT BODY

Total undergrad enrollment	247
----------------------------	-----

#### Most popular majors

Acupuncture and Oriental Medicine; Nutrition Sciences; Herbalism/Herbalist

### COST

Annual tuition	\$24,273
Room and board	\$6,975
% ugrads receiving any aid	87



## BAYLOR UNIVERSITY

ONE BEAR PLACE #97056, WACO, TX  
76798-7056

ADMISSIONS: 254-710-3435

FAX: 254-710-3436

E-MAIL: ADMISSIONS@BAYLOR.EDU

WEBSITE: WWW.BAYLOR.EDU

### GREEN FACTS

**Available transportation alternatives:**  
bicycle plan; free or reduced price  
transit passes; car sharing program

% food budget spent on local/organic food	12
School has formal sustainability committee	Yes
% of new construction LEED-certified	4
Waste diversion rate (%)	17
Sustainability-focused degree available	Yes
Public GHG inventory plan	Yes
% of school energy from renewable resources	1
School employs a sustainability officer	Yes

### STUDENT BODY

Total undergrad enrollment	14,189
# of applicants	32,136
% of applicants accepted	44
% of acceptees attending	24
Range SAT Critical Reading	560–650
Range SAT Math	580–670
Range SAT Writing	530–640
Range ACT Composite	25–30
% students graduating within 4 years	54
% students graduating within 6 years	70

### Most popular majors

Biology/Biological Sciences;  
Psychology; Registered Nursing

### COST

Annual tuition	\$37,996
Required fees	\$4,010
Room and board	\$11,754
% frosh receiving any aid	98
% ugrads receiving any aid	93

## BENTLEY UNIVERSITY

175 FOREST STREET, WALTHAM, MA  
02452

ADMISSIONS: 781-891-2244

FAX: 781-891-3414

E-MAIL: UGADMISSION@BENTLEY.EDU

WEBSITE: WWW.BENTLEY.EDU

### GREEN FACTS

**Available transportation alternatives:**  
bike storage, shower facilities, and  
lockers for bicycle commuters; bicy-  
cle plan; free or reduced price trans-  
it passes; condensed work week  
option for employees; carpool/van-  
pool matching program; reduced  
parking fees for car and van pool-  
ers; car sharing program

School has formal sustainability committee	Yes
% of new construction LEED-certified	0
Waste diversion rate (%)	50
Sustainability-focused degree available	Yes
% of graduates that took a sustainability related course	100
Public GHG inventory plan	Yes
% of school energy from renewable resources	53
School employs a sustainability officer	Yes

### STUDENT BODY

Total undergrad enrollment	4,203
# of applicants	8,346
% of applicants accepted	42
% of acceptees attending	26
Range SAT Critical Reading	540–640
Range SAT Math	600–690
Range SAT Writing	550–650
Range ACT Composite	26–30
% students graduating within 4 years	83
% students graduating within 6 years	89

### Most popular majors

Marketing; Finance; Accounting

### COST

Annual tuition	\$42,550
Required fees	\$1,535
Room and board	\$14,520
% frosh receiving any aid	73
% ugrads receiving any aid	66
Average cumulative indebtedness	\$29,547

## BEREA COLLEGE

CPO 2220, BERE A, KY 40404

ADMISSIONS: 859-985-3500

FAX: 859-985-3512

E-MAIL: ASKADMISSIONS@BEREA.EDU

WEBSITE: WWW.BEREA.EDU

### GREEN FACTS

**Available transportation alternatives:**  
bicycle-sharing program; bike stor-  
age, shower facilities, and lockers  
for bicycle commuters; bicycle plan;  
free or reduced price transit passes;  
carpool/vanpool matching program;  
car sharing program

% food budget spent on local/organic food	18
School has formal sustainability committee	Yes
% of new construction LEED-certified	6
Waste diversion rate (%)	73
% of graduates that took a sustainability related course	53
Public GHG inventory plan	Yes
% of school energy from renewable resources	0

### STUDENT BODY

Total undergrad enrollment	1,643
# of applicants	1,637
% of applicants accepted	36
% of acceptees attending	72
Average HS GPA	3.4
Range SAT Critical Reading	550–635
Range SAT Math	515–620
Range SAT Writing	500–605
Range ACT Composite	22–26
% students graduating within 4 years	45
% students graduating within 6 years	63

### Most popular majors

Business/Commerce; Family and  
Consumer Sciences/Human  
Sciences; Biology

### COST

Annual tuition	\$0
Required fees	\$570
Room and board	\$6,410
% frosh receiving any aid	100
% ugrads receiving any aid	100
Average cumulative indebtedness	\$7,928



## BERRY COLLEGE

P.O. Box 490159, MOUNT BERRY, GA  
30149-0159  
ADMISSIONS: 706-236-2215  
FAX: 706-290-2178  
E-MAIL: ADMISSIONS@BERRY.EDU  
WEBSITE: WWW.BERRY.EDU

### GREEN FACTS

**Available transportation alternatives:**  
bicycle plan; free or reduced price transit passes; carpool/vanpool matching program; programs to encourage employees to live close to campus; adopted a policy prohibiting idling

% food budget spent on local/organic food	0
School has formal sustainability committee	Yes
Waste diversion rate (%)	0
Sustainability-focused degree available	Yes
Public GHG inventory plan	Yes
% of school energy from renewable resources	0
School employs a sustainability officer	Yes

### STUDENT BODY

Total undergrad enrollment	2,123
# of applicants	4,347
% of applicants accepted	55
% of acceptees attending	24
Average HS GPA	3.8
Range SAT Critical Reading	530–630
Range SAT Math	520–610
Range SAT Writing	510–610
Range ACT Composite	24–29
% students graduating within 4 years	55
% students graduating within 6 years	64

### Most popular majors

Animal Sciences; Biology/Biological Sciences; Psychology

### COST

Annual tuition	\$31,770
Required fees	\$226
Room and board	\$11,190
% frosh receiving any aid	100
% ugrads receiving any aid	99
Average cumulative indebtedness	\$24,612

## BOSTON COLLEGE

140 COMMONWEALTH AVENUE,  
CHESTNUT HILL, MA 02467-3809  
ADMISSIONS: 617-552-3100  
FAX: 617-552-0798  
WEBSITE: WWW.BC.EDU

### GREEN FACTS

**Available transportation alternatives:**  
bike storage, shower facilities, and lockers for bicycle commuters; free or reduced price transit passes; condensed work week option for employees; carpool/vanpool matching program

% food budget spent on local/organic food	27
School has formal sustainability committee	Yes
% of new construction LEED-certified	60
Waste diversion rate (%)	41
Sustainability-focused degree available	No
% of graduates that took a sustainability related course	1
Public GHG inventory plan	No
% of school energy from renewable resources	0
School employs a sustainability officer	Yes

### STUDENT BODY

Total undergrad enrollment	9,192
# of applicants	29,486
% of applicants accepted	29
% of acceptees attending	26
Range SAT Critical Reading	620–720
Range SAT Math	640–750
Range SAT Writing	640–730
Range ACT Composite	30–33
% students graduating within 4 years	89
% students graduating within 6 years	92

### Most popular majors

Communication and Media Studies; Finance; Economics

### COST

Annual tuition	\$48,540
Required fees	\$784
Room and board	\$13,496
% frosh receiving any aid	63
% ugrads receiving any aid	66

## BOSTON UNIVERSITY

233 BAY STATE ROAD, BOSTON, MA  
02215  
ADMISSIONS: 617-353-2300  
FAX: 617-353-9695  
E-MAIL: ADMISSIONS@BU.EDU;  
INTADMIS@BU.EDU  
WEBSITE: WWW.BU.EDU

### GREEN FACTS

**Available transportation alternatives:**  
bicycle-sharing program; bike storage, shower facilities, and lockers for bicycle commuters; free or reduced price transit passes; carpool/vanpool matching program; reduced parking fees for car and van poolers; programs to encourage employees to live close to campus; adopted a policy prohibiting idling; car sharing program

% food budget spent on local/organic food	22
School has formal sustainability committee	Yes
% of new construction LEED-certified	38
Waste diversion rate (%)	39
Sustainability-focused degree available	Yes
% of graduates that took a sustainability related course	19
Public GHG inventory plan	Yes
School employs a sustainability officer	Yes

### STUDENT BODY

Total undergrad enrollment	17,932
# of applicants	54,781
% of applicants accepted	33
% of acceptees attending	20
Average HS GPA	3.6
Range SAT Critical Reading	580–680
Range SAT Math	620–730
Range SAT Writing	600–690
Range ACT Composite	27–31
% students graduating within 4 years	80
% students graduating within 6 years	85

### Most popular majors

Communication; Engineering

### COST

Annual tuition	\$47,422
Required fees	\$1,014
Room and board	\$14,520
% frosh receiving any aid	54
% ugrads receiving any aid	54
Average cumulative indebtedness	\$40,365



## BOWDOIN COLLEGE

5000 COLLEGE STATION, BRUNSWICK, ME  
04011-8441  
**ADMISSIONS:** 207-725-3100  
**FAX:** 207-725-3101  
**E-MAIL:** ADMISSIONS@BOWDOIN.EDU  
**WEBSITE:** WWW.BOWDOIN.EDU

### GREEN FACTS

**Available transportation alternatives:** bicycle-sharing program; bike storage, shower facilities, and lockers for bicycle commuters; bicycle plan; free or reduced price transit passes; carpool/vanpool matching program; reduced parking fees for car and van poolers; adopted a policy prohibiting idling; car sharing program

% food budget spent on local/organic food	35
School has formal sustainability committee	Yes
% of new construction LEED-certified	39
Waste diversion rate (%)	57
Sustainability-focused degree available	Yes
Public GHG inventory plan	Yes
% of school energy from renewable resources	2
School employs a sustainability officer	Yes

### STUDENT BODY

Total undergrad enrollment	1,799
# of applicants	6,790
% of applicants accepted	15
% of acceptees attending	50
Range SAT Critical Reading	690–765
Range SAT Math	685–770
Range SAT Writing	690–770
Range ACT Composite	31–34
% students graduating within 4 years	86
% students graduating within 6 years	93

### Most popular majors

Political Science and Government;  
Economics; Mathematics

### COST

Annual tuition	\$47,744
Required fees	\$468
Room and board	\$13,142
% frosh receiving any aid	49
% ugrads receiving any aid	48
Average cumulative indebtedness	\$20,883

## BOWLING GREEN STATE UNIVERSITY

110 McFALL CENTER, BOWLING GREEN,  
OH 43403-0085  
**ADMISSIONS:** 419-372-BGSU  
**FAX:** 419-372-6955  
**E-MAIL:** CHOOSEBGSU@BGSU.EDU  
**WEBSITE:** WWW.BGSU.EDU

### GREEN FACTS

**Available transportation alternatives:** bicycle-sharing program; bike storage, shower facilities, and lockers for bicycle commuters; bicycle plan; free or reduced price transit passes; condensed work week option for employees; telecommute program for employees; adopted a policy prohibiting idling

% food budget spent on local/organic food	78
School has formal sustainability committee	Yes
% of new construction LEED-certified	36
Waste diversion rate (%)	32
Sustainability-focused degree available	No
% of graduates that took a sustainability related course	2
Public GHG inventory plan	Yes
School employs a sustainability officer	Yes

### STUDENT BODY

Total undergrad enrollment	14,334
# of applicants	14,887
% of applicants accepted	76
% of acceptees attending	30
Average HS GPA	3.3
Range SAT Critical Reading	460–580
Range SAT Math	460–580
Range SAT Writing	420–550
Range ACT Composite	20–25
% students graduating within 4 years	34
% students graduating within 6 years	56

### Most popular majors

Biology/Biological Sciences; Special Education and Teaching; Psychology

### COST

Annual in-state-tuition	\$9,096
Annual out-of-state tuition	\$16,632
Required fees	\$1,630
Room and board	\$8,496
% frosh receiving any aid	95
% ugrads receiving any aid	87
Average cumulative indebtedness	\$31,746

## BRANDEIS UNIVERSITY

415 SOUTH ST., WALTHAM, MA  
02454-9110  
**ADMISSIONS:** 781-736-3500  
**FAX:** 781-736-3536  
**E-MAIL:** ADMISSIONS@BRANDEIS.EDU  
**WEBSITE:** WWW.BRANDEIS.EDU

### GREEN FACTS

**Available transportation alternatives:** bicycle-sharing program; bike storage, shower facilities, and lockers for bicycle commuters; bicycle plan; free or reduced price transit passes; condensed work week option for employees; carpool/vanpool matching program; adopted a policy prohibiting idling; car sharing program

% food budget spent on local/organic food	12
School has formal sustainability committee	Yes
% of new construction LEED-certified	0
Waste diversion rate (%)	20
Sustainability-focused degree available	Yes
% of graduates that took a sustainability related course	100
Public GHG inventory plan	Yes
% of school energy from renewable resources	0

### STUDENT BODY

Total undergrad enrollment	3,621
# of applicants	10,528
% of applicants accepted	34
% of acceptees attending	36
Average HS GPA	4.0
Range SAT Critical Reading	600–700
Range SAT Math	650–770
Range SAT Writing	640–710
Range ACT Composite	29–32
% students graduating within 4 years	80
% students graduating within 6 years	87

### Most popular majors

Biology/Biological Sciences;  
Economics; Business  
Administration, Management and Operations

### COST

Annual tuition	\$47,702
Required fees	\$1,596
Room and board	\$13,856
% frosh receiving any aid	63
% ugrads receiving any aid	65
Average cumulative indebtedness	\$30,850

## BRIDGEWATER COLLEGE

402 EAST COLLEGE STREET, BRIDGEWATER,  
VA 22812-1599

ADMISSIONS: 540-828-5375  
FAX: 540-828-5481

E-MAIL: ADMISSIONS@BRIDGEWATER.EDU  
WEBSITE: WWW.BRIDGEWATER.EDU

### GREEN FACTS

#### Available transportation alternatives:

bicycle-sharing program; condensed work week option for employees; programs to encourage employees to live close to campus

% food budget spent on local/organic food	50
School has formal sustainability committee	Yes
% of new construction LEED-certified	0
Waste diversion rate (%)	0
% of graduates that took a sustainability related course	24
% of school energy from renewable resources	0
School employs a sustainability officer	Yes

### STUDENT BODY

Total undergrad enrollment	1,834
# of applicants	7,187
% of applicants accepted	49
% of acceptees attending	15
Average HS GPA	3.5
Range SAT Critical Reading	460–565
Range SAT Math	460–560
Range SAT Writing	440–540
Range ACT Composite	20–27
% students graduating within 4 years	48
% students graduating within 6 years	53

#### Most popular majors

Business Administration and Management; Biology/Biological Sciences; Health and Physical Education/Fitness

### COST

Annual tuition	\$31,890
Required fees	\$700
Room and board	\$11,920
% frosh receiving any aid	100
% ugrads receiving any aid	99
Average cumulative indebtedness	\$34,452

## BROWN UNIVERSITY

Box 1876, PROVIDENCE, RI 02912

ADMISSIONS: 401-863-2378

FAX: 401-863-9300

E-MAIL: ADMISSION@BROWN.EDU

WEBSITE: WWW.BROWN.EDU

### GREEN FACTS

#### Available transportation alternatives:

bicycle-sharing program; bike storage, shower facilities, and lockers for bicycle commuters; free or reduced price transit passes; condensed work week option for employees; telecommute program for employees; programs to encourage employees to live close to campus; adopted a policy prohibiting idling; car sharing program

% food budget spent on local/organic food	39
School has formal sustainability committee	Yes
Waste diversion rate (%)	37
Sustainability-focused degree available	Yes
% of graduates that took a sustainability related course	2
Public GHG inventory plan	Yes
% of school energy from renewable resources	1
School employs a sustainability officer	Yes

### STUDENT BODY

Total undergrad enrollment	6,652
# of applicants	30,396
% of applicants accepted	9
% of acceptees attending	56
Range SAT Critical Reading	680–780
Range SAT Math	690–780
Range SAT Writing	690–780
Range ACT Composite	31–34
% students graduating within 4 years	83
% students graduating within 6 years	96

#### Most popular majors

Economics; Biology/Biological Sciences; History

### COST

Annual tuition	\$50,224
Required fees	\$1,142
Room and board	\$13,200
% frosh receiving any aid	55
% ugrads receiving any aid	57
Average cumulative indebtedness	\$21,891

## BUCKNELL UNIVERSITY

OFFICE OF ADMISSIONS, 1 DENT DRIVE,  
LEWISBURG, PA 17837

ADMISSIONS: 570-577-3000

FAX: 570-577-3538

E-MAIL: ADMISSIONS@BUCKNELL.EDU

WEBSITE: WWW.BUCKNELL.EDU

### GREEN FACTS

#### Available transportation alternatives:

bicycle-sharing program; bike storage, shower facilities, and lockers for bicycle commuters; free or reduced price transit passes; adopted a policy prohibiting idling; car sharing program

% food budget spent on local/organic food	37
School has formal sustainability committee	Yes
% of new construction LEED-certified	100
Waste diversion rate (%)	21
Sustainability-focused degree available	No
% of graduates that took a sustainability related course	81
Public GHG inventory plan	Yes
% of school energy from renewable resources	0
School employs a sustainability officer	Yes

### STUDENT BODY

Total undergrad enrollment	3,569
# of applicants	10,967
% of applicants accepted	25
% of acceptees attending	35
Average HS GPA	3.5
Range SAT Critical Reading	590–680
Range SAT Math	620–710
Range SAT Writing	590–690
Range ACT Composite	28–32
% students graduating within 4 years	85
% students graduating within 6 years	90

#### Most popular majors

Economics; Biology/Biological Sciences; Marketing

### COST

Annual tuition	\$49,878
Required fees	\$274
Room and board	\$12,216
% frosh receiving any aid	62
% ugrads receiving any aid	62
Average cumulative indebtedness	\$22,500



## CALIFORNIA COLLEGE OF THE ARTS

1111 EIGHTH STREET, SAN FRANCISCO, CA  
94107

ADMISSIONS: 415-703-9523

FAX: 415-703-9539

E-MAIL: ENROLL@CCA.EDU

WEBSITE: WWW.CCA.EDU

### GREEN FACTS

**Available transportation alternatives:** bike storage, shower facilities, and lockers for bicycle commuters; bicycle plan; free or reduced price transit passes; reduced parking fees for car and van poolers; adopted a policy prohibiting idling; car sharing program

School has formal sustainability committee	Yes
Waste diversion rate (%)	37
% of graduates that took a sustainability related course	100
Public GHG inventory plan	Yes
% of school energy from renewable resources	2
School employs a sustainability officer	Yes

### STUDENT BODY

Total undergrad enrollment	1,533
# of applicants	1,713
% of applicants accepted	80
% of acceptees attending	18
Average HS GPA	3.3
Range SAT Critical Reading	470–598
Range SAT Math	460–640
Range SAT Writing	453–600
Range ACT Composite	21–28
% students graduating within 4 years	35
% students graduating within 6 years	59

### Most popular majors

Graphic Design; Illustration; Architecture

### COST

Annual tuition	\$43,148
Required fees	\$460

## CALIFORNIA INSTITUTE OF TECHNOLOGY

1200 EAST CALIFORNIA BOULEVARD,  
PASADENA, CA 91125

ADMISSIONS: 626-395-6341

FAX: 626-683-3026

E-MAIL: UGADMISSIONS@CALTECH.EDU

WEBSITE: CALTECH.EDU

### GREEN FACTS

**Available transportation alternatives:** bicycle-sharing program; bike storage, shower facilities, and lockers for bicycle commuters; bicycle plan; free or reduced price transit passes; condensed work week option for employees; telecommute program for employees; carpool/vanpool matching program; reduced parking fees for car and van poolers; car sharing program

School has formal sustainability committee	Yes
% of new construction LEED-certified	100
Waste diversion rate (%)	57
% of graduates that took a sustainability related course	17
Public GHG inventory plan	Yes
% of school energy from renewable resources	1
School employs a sustainability officer	Yes

### STUDENT BODY

Total undergrad enrollment	1,001
# of applicants	6,507
% of applicants accepted	9
% of acceptees attending	42
Range SAT Critical Reading	730–800
Range SAT Math	770–800
Range SAT Writing	730–790
Range ACT Composite	34–35
% students graduating within 4 years	84

### Most popular majors

Mechanical Engineering; Physics; Mathematics

### COST

Annual tuition	\$43,710
Required fees	\$1,680
Room and board	\$13,371
% frosh receiving any aid	75
% ugrads receiving any aid	60
Average cumulative indebtedness	\$20,677

## CALIFORNIA STATE POLYTECHNIC UNIVERSITY, POMONA

3801 WEST TEMPLE AVENUE, POMONA, CA  
91768

ADMISSIONS: 909-869-3210

FAX: 909-869-4529

E-MAIL: ADMISSIONS@CPP.EDU

WEBSITE: WWW.CPP.EDU

### GREEN FACTS

**Available transportation alternatives:** bike storage, shower facilities, and lockers for bicycle commuters; free or reduced price transit passes

% food budget spent on local/organic food	60
School has formal sustainability committee	Yes
% of new construction LEED-certified	100
Waste diversion rate (%)	48
Sustainability-focused degree available	Yes
% of graduates that took a sustainability related course	55
Public GHG inventory plan	Yes
% of school energy from renewable resources	2
School employs a sustainability officer	Yes

### STUDENT BODY

Total undergrad enrollment	22,157
# of applicants	33,857
% of applicants accepted	39
% of acceptees attending	20
Average HS GPA	3.5
Range SAT Critical Reading	450–570
Range SAT Math	470–610
Range ACT Composite	20–27
% students graduating within 4 years	15
% students graduating within 6 years	63

### Most popular majors

Business Administration and Management; Hospitality Administration/Management

### COST

Annual in-state tuition	\$5,472
Annual out-of-state tuition	\$16,632
Required fees	\$1,504
Room and board	\$15,238
% frosh receiving any aid	74
% ugrads receiving any aid	72
Average cumulative indebtedness	\$22,148

# CALIFORNIA STATE UNIVERSITY, CHANNEL ISLANDS

1 UNIVERSITY DR., CAMARILLO, CA 93012  
**ADMISSIONS:** 805-437-8520  
**FAX:** 805-437-8519  
**E-MAIL:** ADMISSIONS@CSUCI.EDU  
**WEBSITE:** WWW.CSUCI.EDU

## GREEN FACTS

**Available transportation alternatives:** bike storage, shower facilities, and lockers for bicycle commuters; free or reduced price transit passes; condensed work week option for employees; telecommute program for employees; carpool/vanpool matching program; reduced parking fees for car and van poolers; programs to encourage employees to live close to campus; adopted a policy prohibiting idling; car sharing program

% food budget spent on local/organic food	30
School has formal sustainability committee	Yes
% of new construction LEED-certified	0
Waste diversion rate (%)	60
Sustainability-focused degree available	Yes
% of graduates that took a sustainability related course	47
% of school energy from renewable resources	0
School employs a sustainability officer	Yes

# CALIFORNIA STATE UNIVERSITY, CHICO

400 WEST FIRST STREET, CHICO, CA 95929-0722  
**ADMISSIONS:** 530-898-4428  
**FAX:** 530-898-6456  
**E-MAIL:** INFO@CSUCHICO.EDU  
**WEBSITE:** WWW.CSUCHICO.EDU

## GREEN FACTS

**Available transportation alternatives:** bike storage, shower facilities, and lockers for bicycle commuters; bicycle plan; free or reduced price transit passes; condensed work week option for employees; carpool/vanpool matching program; reduced parking fees for car and van poolers; car sharing program

% food budget spent on local/organic food	10
School has formal sustainability committee	Yes
Waste diversion rate (%)	0
Sustainability-focused degree available	No
% of graduates that took a sustainability related course	100
Public GHG inventory plan	Yes
% of school energy from renewable resources	0
School employs a sustainability officer	Yes

## STUDENT BODY

Total undergrad enrollment	16,255
# of applicants	20,360
% of applicants accepted	75
% of acceptees attending	19
Range SAT Critical Reading	440–550
Range SAT Math	440–550
Range ACT Composite	19–24

### Most popular majors

Liberal Arts and Sciences/Liberal Studies; Business Administration and Management; Art/Art Studies

## COST

Annual in-state tuition	\$7,002
Annual out-of-state tuition	\$18,162
Required fees	\$1,530
Room and board	\$11,626
% frosh receiving any aid	66
% ugrads receiving any aid	63

# CALIFORNIA STATE UNIVERSITY, FULLERTON

P.O.Box 6900, FULLERTON, CA 92834-6900  
**ADMISSIONS:** 657-278-7788  
**FAX:** 657-278-7699  
**E-MAIL:** ADMISSIONS@FULLERTON.EDU  
**WEBSITE:** WWW.FULLERTON.EDU

## GREEN FACTS

**Available transportation alternatives:** bicycle-sharing program; bike storage, shower facilities, and lockers for bicycle commuters; bicycle plan; free or reduced price transit passes; carpool/vanpool matching program; reduced parking fees for car and van poolers; programs to encourage employees to live close to campus; car sharing program

% food budget spent on local/organic food	55
School has formal sustainability committee	Yes
% of new construction LEED-certified	96
Waste diversion rate (%)	51
Public GHG inventory plan	Yes
% of school energy from renewable resources	1
School employs a sustainability officer	Yes

## STUDENT BODY

Total undergrad enrollment	33,144
# of applicants	41,841
% of applicants accepted	42
% of acceptees attending	22
Average HS GPA	3.6
Range SAT Critical Reading	460–560
Range SAT Math	470–570
Range ACT Composite	19–24
% students graduating within 4 years	17
% students graduating within 6 years	62

### Most popular majors

Psychology; Finance; Early Childhood Education and Teaching

## COST

Annual in-state tuition	\$5,472
Annual out-of-state tuition	\$16,632
Required fees	\$844
Room and board	\$13,510
% frosh receiving any aid	67
% ugrads receiving any aid	54



## CALIFORNIA STATE UNIVERSITY, MONTEREY BAY

100 CAMPUS CENTER, SEASIDE, CA  
93955

ADMISSIONS: 831-582-3738

FAX: 831-582-3783

E-MAIL: ADMISSIONS@CSUMB.EDU

WEBSITE: WWW.CSUMB.EDU

### GREEN FACTS

#### Available transportation alternatives:

bicycle-sharing program; bicycle plan; free or reduced price transit passes; condensed work week option for employees; carpool/vanpool matching program

% food budget spent on local/organic food	30
School has formal sustainability committee	Yes
% of new construction LEED-certified	100
Waste diversion rate (%)	26
Sustainability-focused degree available	Yes
% of graduates that took a sustainability related course	100
% of school energy from renewable resources	7
School employs a sustainability officer	No

### STUDENT BODY

Total undergrad enrollment	6,657
# of applicants	15,561
% of applicants accepted	49
% of acceptees attending	14
Average HS GPA	3.3
Range SAT Critical Reading	430–550
Range SAT Math	423–550
Range SAT Writing	420–530
Range ACT Composite	17–23
% students graduating within 4 years	21

#### Most popular majors

Business Administration and Management; Psychology; Health and Physical Education/Fitness

### COST

Annual out-of-state tuition	\$11,160
Required fees	\$6,119
Room and board	\$10,542
% frosh receiving any aid	49
% ugrads receiving any aid	59
Average cumulative indebtedness	\$20,806

## CALIFORNIA STATE UNIVERSITY, NORTHRIDGE

ADMISSIONS AND RECORDS, CSU  
NORTHRIDGE, NORTHRIDGE, CA  
91330-8207

ADMISSIONS: 818-677-3700

FAX: 818-677-3766

E-MAIL: ADMISSIONS.RECORDS@CSUN.EDU

WEBSITE: WWW.CSUN.EDU

### GREEN FACTS

#### Available transportation alternatives:

bike storage, shower facilities, and lockers for bicycle commuters; bicycle plan; free or reduced price transit passes; condensed work week option for employees; telecommute program for employees; carpool/vanpool matching program; reduced parking fees for car and van poolers; programs to encourage employees to live close to campus; adopted a policy prohibiting idling; car sharing program

% food budget spent on local/organic food	13
School has formal sustainability committee	Yes
% of new construction LEED-certified	100
Waste diversion rate (%)	38
% of graduates that took a sustainability related course	78
Public GHG inventory plan	Yes
% of school energy from renewable resources	8
School employs a sustainability officer	Yes

### STUDENT BODY

Total undergrad enrollment	36,917
# of applicants	32,743
% of applicants accepted	28
% of acceptees attending	0
% students graduating within 4 years	4
% students graduating within 6 years	28

#### Most popular majors

Psychology

### COST

Annual in-state tuition	\$6,564
Annual out-of-state tuition	\$11,028
Room and board	\$9,962

## CALIFORNIA STATE UNIVERSITY, SACRAMENTO

6000 J STREET, SACRAMENTO, CA  
95819-2694

ADMISSIONS: 916-278-7766

FAX: 916-278-5603

E-MAIL: OUTREACH@CSUS.EDU

WEBSITE: WWW.CSUS.EDU

### GREEN FACTS

#### Available transportation alternatives:

bike storage, shower facilities, and lockers for bicycle commuters; bicycle plan; free or reduced price transit passes; telecommute program for employees; carpool/vanpool matching program; reduced parking fees for car and van poolers

% food budget spent on local/organic food	17
School has formal sustainability committee	Yes
% of new construction LEED-certified	100
Waste diversion rate (%)	55
Sustainability-focused degree available	Yes
% of graduates that took a sustainability related course	100
Public GHG inventory plan	Yes
% of school energy from renewable resources	4
School employs a sustainability officer	Yes

### STUDENT BODY

Total undergrad enrollment	25,541
# of applicants	19,702
% of applicants accepted	70
% of acceptees attending	23
Average HS GPA	3.3
Range SAT Critical Reading	410–520
Range SAT Math	430–540
Range ACT Composite	17–22
% students graduating within 4 years	10
% students graduating within 6 years	41

#### Most popular majors

Criminal Justice; Registered Nursing; Business/Commerce

### COST

Annual in-state tuition	\$5,472
Annual out-of-state tuition	\$16,632
Required fees	\$1,130
Room and board	\$10,370
% ugrads receiving any aid	50

## CALVIN COLLEGE

3201 BURTON STREET S.E., GRAND  
RAPIDS, MI 49546  
ADMISSIONS: 616-526-6106  
FAX: 616-526-6777  
E-MAIL: ADMISSIONS@CALVIN.EDU  
WEBSITE: WWW.CALVIN.EDU

### GREEN FACTS

**Available transportation alternatives:**  
bicycle-sharing program; bike storage, shower facilities, and lockers for bicycle commuters; free or reduced price transit passes; car-pool/vanpool matching program

% food budget spent on local/organic food	10
School has formal sustainability committee	Yes
Waste diversion rate (%)	46
Sustainability-focused degree available	Yes
% of graduates that took a sustainability related course	100
% of school energy from renewable resources	0

### STUDENT BODY

Total undergrad enrollment	3,869
# of applicants	3,824
% of applicants accepted	74
% of acceptees attending	33
Average HS GPA	3.7
Range SAT Critical Reading	520–670
Range SAT Math	530–670
Range ACT Composite	23–30
% students graduating within 4 years	57
% students graduating within 6 years	73

### Most popular majors

Business/Commerce; Engineering; Registered Nursing

### COST

Annual tuition	\$30,425
Required fees	\$235
Room and board	\$9,690
% frosh receiving any aid	99
% ugrads receiving any aid	95
Average cumulative indebtedness	\$31,236

## CARLETON COLLEGE

100 SOUTH COLLEGE STREET, NORTHFIELD,  
MN 55057  
ADMISSIONS: 507-222-4190  
FAX: 507-222-4526  
E-MAIL: ADMISSIONS@CARLETON.EDU  
WEBSITE: WWW.CARLETON.EDU

### GREEN FACTS

**Available transportation alternatives:**  
bike storage, shower facilities, and lockers for bicycle commuters; free or reduced price transit passes; car-pool/vanpool matching program; programs to encourage employees to live close to campus; car sharing program

% food budget spent on local/organic food	24
School has formal sustainability committee	Yes
% of new construction LEED-certified	82
Waste diversion rate (%)	47
Sustainability-focused degree available	Yes
% of graduates that took a sustainability related course	4
Public GHG inventory plan	Yes
% of school energy from renewable resources	7
School employs a sustainability officer	Yes

### STUDENT BODY

Total undergrad enrollment	2,014
# of applicants	6,722
% of applicants accepted	21
% of acceptees attending	35
Range SAT Critical Reading	660–750
Range SAT Math	660–770
Range SAT Writing	660–750
Range ACT Composite	29–33
% students graduating within 4 years	91
% students graduating within 6 years	95

### Most popular majors

Biology/Biological Sciences; Economics; Computer and Information Sciences

### COST

Annual tuition	\$50,580
Required fees	\$294
% frosh receiving any aid	54
% ugrads receiving any aid	56
Average cumulative indebtedness	\$20,063

## CARNEGIE MELLON UNIVERSITY

5000 FORBES AVENUE, PITTSBURGH, PA  
15213  
ADMISSIONS: 412-268-2082  
FAX: 412-268-7838  
E-MAIL: UNDERGRADUATE-ADMISSIONS@ANDREW.CMU.EDU  
WEBSITE: WWW.CMU.EDU

### GREEN FACTS

**Available transportation alternatives:**  
bicycle-sharing program; bike storage, shower facilities, and lockers for bicycle commuters; bicycle plan; free or reduced price transit passes; condensed work week option for employees; telecommute program for employees; carpool/vanpool matching program; adopted a policy prohibiting idling

% food budget spent on local/organic food	47
School has formal sustainability committee	Yes
% of new construction LEED-certified	100
Waste diversion rate (%)	28
Sustainability-focused degree available	Yes
% of graduates that took a sustainability related course	11
Public GHG inventory plan	Yes
% of school energy from renewable resources	47
School employs a sustainability officer	Yes

### STUDENT BODY

Total undergrad enrollment	6,454
# of applicants	20,547
% of applicants accepted	24
% of acceptees attending	32
Average HS GPA	3.8
Range SAT Critical Reading	650–740
Range SAT Math	710–800
Range SAT Writing	670–760
Range ACT Composite	31–34
% students graduating within 4 years	72
% students graduating within 6 years	88

### Most popular majors

Computer Science; Electrical and Electronics Engineering; Mechanical Engineering

### COST

Annual tuition	\$51,196
Required fees	\$844
Room and board	\$12,960



## CASE WESTERN RESERVE UNIVERSITY

WOLSTEIN HALL, CLEVELAND, OH  
44106-7055

ADMISSIONS: 216-368-4450

FAX: 216-368-5111

E-MAIL: ADMISSION@CASE.EDU

WEBSITE: WWW.CASE.EDU

### GREEN FACTS

#### Available transportation alternatives:

bike storage, shower facilities, and lockers for bicycle commuters; free or reduced price transit passes; condensed work week option for employees; telecommute program for employees; carpool/vanpool matching program; programs to encourage employees to live close to campus; car sharing program

% food budget spent on local/organic food 37

School has formal sustainability committee Yes

% of new construction LEED-certified 100

Waste diversion rate (%) 30

Sustainability-focused degree available Yes

% of graduates that took a sustainability related course 8

Public GHG inventory plan Yes

School employs a sustainability officer Yes

### STUDENT BODY

Total undergrad enrollment 5,121

# of applicants 22,807

% of applicants accepted 36

% of acceptees attending 15

Range SAT Critical Reading 620–720

Range SAT Math 680–770

Range SAT Writing 620–720

Range ACT Composite 30–33

% students graduating within 4 years 63

% students graduating within 6 years 81

#### Most popular majors

Bioengineering and Biomedical Engineering; Psychology

### COST

Annual tuition \$44,156

Required fees \$404

Room and board \$13,850

% frosh receiving any aid 83

% ugrads receiving any aid 87

Average cumulative indebtedness \$28,562

## CATAWBA COLLEGE

2300 WEST INNES STREET, SALISBURY,  
NC 28144

ADMISSIONS: 704-637-4402

FAX: 704-637-4222

E-MAIL: ADMISSION@CATAWBA.EDU

WEBSITE: WWW.CATAWBA.EDU

### GREEN FACTS

#### Available transportation alternatives:

bicycle-sharing program; bicycle plan; telecommute program for employees

% food budget spent on local/organic food 100

School has formal sustainability committee Yes

Sustainability-focused degree available No

% of graduates that took a sustainability related course 100

Public GHG inventory plan Yes

% of school energy from renewable resources 0

School employs a sustainability officer Yes

### STUDENT BODY

Total undergrad enrollment 1,270

# of applicants 3,117

% of applicants accepted 32

% of acceptees attending 31

Average HS GPA 3.7

Range SAT Critical Reading 430–550

Range SAT Math 440–560

Range SAT Writing 410–510

Range ACT Composite 18–24

% students graduating within 4 years 38

#### Most popular majors

Business Administration and Management; Sport and Fitness Administration/Management; Drama/Theatre Arts

### COST

Annual tuition \$29,333

Room and board \$10,487

% frosh receiving any aid 99

% ugrads receiving any aid 99

Average cumulative indebtedness \$28,961

## CENTRAL CONNECTICUT STATE UNIVERSITY

1615 STANLEY STREET, NEW BRITAIN, CT  
06050

ADMISSIONS: 860-832-2278

FAX: 862-832-2295

E-MAIL: ADMISSIONS@CCSU.EDU

WEBSITE: WWW.CCSU.EDU

### GREEN FACTS

#### Available transportation alternatives:

bike storage, shower facilities, and lockers for bicycle commuters; free or reduced price transit passes; adopted a policy prohibiting idling; car sharing program

% food budget spent on local/organic food 10

School has formal sustainability committee Yes

% of new construction LEED-certified 100

Waste diversion rate (%) 0

Public GHG inventory plan Yes

% of school energy from renewable resources 0

School employs a sustainability officer Yes

### STUDENT BODY

Total undergrad enrollment 9,933

# of applicants 8,686

% of applicants accepted 59

% of acceptees attending 27

Average HS GPA 3.0

Range SAT Critical Reading 460–550

Range SAT Math 460–550

Range SAT Writing 460–550

Range ACT Composite 20–24

% students graduating within 4 years 25

% students graduating within 6 years 57

#### Most popular majors

Accounting; Psychology; Criminology

### COST

Annual in-state tuition \$4,968

Annual out-of-state tuition \$16,078

Required fees \$4,332

Room and board \$11,134

% frosh receiving any aid 64

% ugrads receiving any aid 65

Average cumulative indebtedness \$27,920

## CHAMPLAIN COLLEGE

163 SOUTH WILLARD STREET BOX 670,  
BURLINGTON, VT 05402-0670  
Admissions: 802-860-2727  
Fax: 802-860-2767  
E-MAIL: ADMISSION@CHAMPLAIN.EDU  
WEBSITE: WWW.CHAMPLAIN.EDU/

### GREEN FACTS

**Available transportation alternatives:** bicycle-sharing program; bike storage, shower facilities, and lockers for bicycle commuters; bicycle plan; free or reduced price transit passes; condensed work week option for employees; telecommute program for employees; carpool/vanpool matching program

% food budget spent on local/organic food	15
School has formal sustainability committee	Yes
% of new construction LEED-certified	87
Waste diversion rate (%)	56
Sustainability-focused degree available	Yes
% of graduates that took a sustainability related course	20
Public GHG inventory plan	Yes
% of school energy from renewable resources	7
School employs a sustainability officer	Yes

### STUDENT BODY

Total undergrad enrollment	3,400
# of applicants	5,587
% of applicants accepted	66
% of acceptees attending	15
Average HS GPA	3.2
Range SAT Critical Reading	520–630
Range SAT Math	510–630
Range SAT Writing	490–600
Range ACT Composite	23–29
% students graduating within 4 years	48
% students graduating within 6 years	58

### Most popular majors

Business/Commerce; Intermedia/Multimedia; Game and Interactive Media Design

### COST

Annual tuition	\$37,436
Required fees	\$100
Room and board	\$14,050
% frosh receiving any aid	90
% ugrads receiving any aid	83
Average cumulative indebtedness	\$33,236

## CHATHAM UNIVERSITY

WOODLAND ROAD, PITTSBURGH, PA 15232  
Admissions: 412-365-1825  
Fax: 412-365-1609  
E-MAIL: ADMISSION@CHATHAM.EDU  
WEBSITE: WWW.CHATHAM.EDU

### GREEN FACTS

**Available transportation alternatives:** bicycle-sharing program; bike storage, shower facilities, and lockers for bicycle commuters; bicycle plan; free or reduced price transit passes; carpool/vanpool matching program; reduced parking fees for car and van poolers

% food budget spent on local/organic food	47
School has formal sustainability committee	Yes
% of new construction LEED-certified	100
Waste diversion rate (%)	46
Sustainability-focused degree available	Yes
% of graduates that took a sustainability related course	82
Public GHG inventory plan	Yes
% of school energy from renewable resources	17
School employs a sustainability officer	Yes

### STUDENT BODY

Total undergrad enrollment	1,034
# of applicants	1,490
% of applicants accepted	55
% of acceptees attending	26
Average HS GPA	3.6
Range SAT Critical Reading	485–585
Range SAT Math	470–560
Range SAT Writing	460–580
Range ACT Composite	21–26
% students graduating within 4 years	50
% students graduating within 6 years	56

### Most popular majors

Biology/Biological Sciences; Psychology; Registered Nursing, Nursing Administration

### COST

Annual tuition	\$34,195
Required fees	\$1,280
Room and board	\$11,042
% frosh receiving any aid	100
% ugrads receiving any aid	95
Average cumulative indebtedness	\$33,237

## CITY UNIVERSITY OF NEW YORK—CITY COLLEGE

160 CONVENT AVENUE, WILLE ADMIN. BLDG., NEW YORK, NY 10031  
Admissions: 212-650-6977  
Fax: 212-650-6417  
E-MAIL: ADMISSIONS@CCNY.CUNY.EDU  
WEBSITE: WWW.CCNY.CUNY.EDU

### GREEN FACTS

**Available transportation alternatives:** bike storage, shower facilities, and lockers for bicycle commuters; free or reduced price transit passes; condensed work week option for employees; telecommute program for employees; reduced parking fees for car and van poolers; car sharing program

% food budget spent on local/organic food	50
School has formal sustainability committee	Yes
% of new construction LEED-certified	100
Waste diversion rate (%)	40
Sustainability-focused degree available	No
Public GHG inventory plan	Yes
% of school energy from renewable resources	0
School employs a sustainability officer	Yes

### STUDENT BODY

Total undergrad enrollment	13,436
# of applicants	24,735
% of applicants accepted	40
% of acceptees attending	17
Range SAT Critical Reading	460–590
Range SAT Math	510–640
Range SAT Writing	450–580
% students graduating within 4 years	11
% students graduating within 6 years	44

### Most popular majors

Communication and Media Studies; Mechanical Engineering/Mechanical Technology/Technician; Psychology

### COST

Annual in-state tuition	\$6,330
Annual out-of-state tuition	\$16,800
Required fees	\$410
Room and board	\$11,516
% frosh receiving any aid	80
% ugrads receiving any aid	79



## CITY UNIVERSITY OF NEW YORK—HUNTER COLLEGE

695 PARK AVE, ROOM N203, NEW YORK,  
NY 10065

Admissions: 212-772-4490

Fax: 212-650-3472

E-MAIL: ADMISSIONS@HUNTER.CUNY.EDU

WEBSITE: WWW.HUNTER.CUNY.EDU

### GREEN FACTS

**Available transportation alternatives:** bicycle-sharing program; bike storage, shower facilities, and lockers for bicycle commuters; bicycle plan; free or reduced price transit passes; condensed work week option for employees; programs to encourage employees to live close to campus; adopted a policy prohibiting idling

% food budget spent on local/organic food	60
School has formal sustainability committee	Yes
% of new construction LEED-certified	0
Waste diversion rate (%)	41
Sustainability-focused degree available	No
Public GHG inventory plan	Yes
% of school energy from renewable resources	20
School employs a sustainability officer	Yes

### STUDENT BODY

Total undergrad enrollment	16,550
# of applicants	28,041
% of applicants accepted	39
% of acceptees attending	20
Range SAT Critical Reading	520–620
Range SAT Math	540–640
% students graduating within 4 years	25
% students graduating within 6 years	54

### Most popular majors

Psychology; English Language and Literature; Chemistry

### COST

Annual in-state tuition	\$6,330
Annual out-of-state tuition	\$16,800
Required fees	\$450
Room and board	\$8,655
% frosh receiving any aid	91
% undergrads receiving any aid	94

## CITY UNIVERSITY OF NEW YORK—QUEENS COLLEGE

6530 KISSENA BLVD, FLUSHING, NY  
11367

Admissions: 718-997-5600

Fax: 718-997-5617

E-MAIL: VINCENT.ANGRISANI@QC.CUNY.EDU

WEBSITE: WWW.QC.CUNY.EDU

### GREEN FACTS

**Available transportation alternatives:** free or reduced price transit passes; condensed work week option for employees; adopted a policy prohibiting idling; car sharing program

% food budget spent on local/organic food	60
School has formal sustainability committee	Yes
Waste diversion rate (%)	29
Sustainability-focused degree available	No
% of graduates that took a sustainability related course	2
Public GHG inventory plan	Yes
% of school energy from renewable resources	0
School employs a sustainability officer	Yes

### STUDENT BODY

Total undergrad enrollment	16,100
# of applicants	18,416
% of applicants accepted	40
% of acceptees attending	21
Range SAT Critical Reading	480–590
Range SAT Math	540–630
Range SAT Writing	460–560
% students graduating within 4 years	28

### Most popular majors

Accounting; Psychology; Economics

### COST

Annual in-state tuition	\$6,330
Annual out-of-state tuition	\$16,800
Required fees	\$447
Room and board	\$14,168
% frosh receiving any aid	85
% undergrads receiving any aid	53

## CLAFLIN UNIVERSITY

400 MAGNOLIA STREET, ORANGEBURG,  
SC 29115

Admissions: 803-535-5340

Fax: 803-535-5387

E-MAIL: ADMISSIONS@CLAFLIN.EDU

### GREEN FACTS

#### Available transportation alternatives:

bicycle plan; free or reduced price transit passes; condensed work week option for employees; programs to encourage employees to live close to campus; adopted a policy prohibiting idling

% food budget spent on local/organic food	100
School has formal sustainability committee	Yes
Waste diversion rate (%)	26
Sustainability-focused degree available	No
% of graduates that took a sustainability related course	70
Public GHG inventory plan	No
% of school energy from renewable resources	0
School employs a sustainability officer	No

### STUDENT BODY

Total undergrad enrollment	1,803
# of applicants	5,237
% of applicants accepted	44
% of acceptees attending	17
Average HS GPA	2.7
Range SAT Critical Reading	350–440
Range SAT Math	350–440
Range ACT Composite	15–19
% students graduating within 4 years	32
% students graduating within 6 years	49

### Most popular majors

Business Administration and Management; Sociology; Biology

### COST

Annual tuition	\$14,640
Required fees	\$370
Room and board	\$8,420

## CLAREMONT MCKENNA COLLEGE

888 COLUMBIA AVENUE, CLAREMONT, CA  
91711

ADMISSIONS: 909-621-8088

FAX: 909-621-8516

E-MAIL: ADMISSION@CMC.EDU

WEBSITE: WWW.CLAREMONTMCKENNA.EDU

### GREEN FACTS

**Available transportation alternatives:**  
bicycle-sharing program

% food budget spent on local/organic food	20
School has formal sustainability committee	Yes
% of new construction LEED-certified	36
Waste diversion rate (%)	45
Sustainability-focused degree available	Yes
% of graduates that took a sustainability related course	100
Public GHG inventory plan	Yes
% of school energy from renewable resources	0

### STUDENT BODY

Total undergrad enrollment	1,301
# of applicants	6,043
% of applicants accepted	11
% of acceptees attending	50
Range SAT Critical Reading	660–750
Range SAT Math	690–770
Range SAT Writing	680–760
Range ACT Composite	30–33
% students graduating within 4 years	80

### Most popular majors

Economics; Political Science and Government; Psychology

### COST

Annual tuition	\$50,700
Required fees	\$245
% frosh receiving any aid	43
% ugrads receiving any aid	45

## CLARK UNIVERSITY

950 MAIN STREET, WORCESTER, MA  
01610-1477

ADMISSIONS: 508-793-7431

FAX: 508-793-8821

E-MAIL: ADMISSIONS@CLARKU.EDU

WEBSITE: WWW.CLARKU.EDU

### GREEN FACTS

**Available transportation alternatives:**  
bicycle-sharing program; bike storage, shower facilities, and lockers for bicycle commuters; free or reduced price transit passes; car-pool/vanpool matching program; programs to encourage employees to live close to campus; adopted a policy prohibiting idling; car sharing program

% food budget spent on local/organic food	16
School has formal sustainability committee	Yes
% of new construction LEED-certified	0
Waste diversion rate (%)	54
Sustainability-focused degree available	Yes
% of graduates that took a sustainability related course	0
Public GHG inventory plan	Yes
% of school energy from renewable resources	0
School employs a sustainability officer	Yes

### STUDENT BODY

Total undergrad enrollment	2,397
# of applicants	8,045
% of applicants accepted	55
% of acceptees attending	15
Average HS GPA	3.7
Range SAT Critical Reading	560–670
Range SAT Math	560–670
Range SAT Writing	560–670
Range ACT Composite	26–30
% students graduating within 4 years	77

### Most popular majors

Biology/Biological Sciences; Political Science and Government; Psychology

### COST

Annual tuition	\$42,800
Required fees	\$350
Room and board	\$8,450
% frosh receiving any aid	91
% ugrads receiving any aid	89

## CLARKSON UNIVERSITY

8 CLARKSON AVE, BOX 5605, POTSDAM,  
NY 13699

ADMISSIONS: 315-268-6480

FAX: 315-268-7647

E-MAIL: ADMISSION@CLARKSON.EDU

WEBSITE: WWW.CLARKSON.EDU

### GREEN FACTS

**Available transportation alternatives:**  
bicycle-sharing program; bike storage, shower facilities, and lockers for bicycle commuters; free or reduced price transit passes; car sharing program

School has formal sustainability committee	Yes
% of new construction LEED-certified	66
Waste diversion rate (%)	27
Sustainability-focused degree available	Yes
% of graduates that took a sustainability related course	80
% of school energy from renewable resources	2
School employs a sustainability officer	Yes

### STUDENT BODY

Total undergrad enrollment	3,257
# of applicants	6,906
% of applicants accepted	68
% of acceptees attending	17
Average HS GPA	3.7
Range SAT Critical Reading	520–630
Range SAT Math	560–660
Range SAT Writing	490–600
Range ACT Composite	24–30
% students graduating within 4 years	53
% students graduating within 6 years	73

### Most popular majors

Mechanical Engineering; Civil Engineering; Business Administration and Management

### COST

Annual tuition	\$45,132
Required fees	\$1,000
% frosh receiving any aid	97
% ugrads receiving any aid	97
Average cumulative indebtedness	\$29,000



## COASTAL CAROLINA UNIVERSITY

PO Box 261954, CONWAY, SC  
29528-6054

ADMISSIONS: 843-349-2170

FAX: 843-349-2127

E-MAIL: ADMISSIONS@COASTAL.EDU

WEBSITE: WWW.COASTAL.EDU

### GREEN FACTS

#### Available transportation alternatives:

bicycle-sharing program; free or reduced price transit passes; carpool/vanpool matching program; car sharing program

% food budget spent on local/organic food	15
School has formal sustainability committee	Yes
% of new construction LEED-certified	100
Waste diversion rate (%)	27
% of graduates that took a sustainability related course	0
% of school energy from renewable resources	4
School employs a sustainability officer	Yes

### STUDENT BODY

Total undergrad enrollment	9,615
# of applicants	17,252
% of applicants accepted	60
% of acceptees attending	23
Average HS GPA	3.4
Range SAT Critical Reading	450–530
Range SAT Math	460–550
Range ACT Composite	20–24
% students graduating within 4 years	26
% students graduating within 6 years	43

#### Most popular majors

Marine Biology and Biological Oceanography; Business Administration and Management; Kinesiology and Exercise Science

### COST

Annual in-state tuition	\$10,270
Annual out-of-state tuition	\$24,060
Required fees	\$260
Room and board	\$8,690
% frosh receiving any aid	86
% ugrads receiving any aid	92
Average cumulative indebtedness	\$35,818

## COLBY COLLEGE

4800 MAYFLOWER HILL, WATERTOWN, ME  
04901

ADMISSIONS: 207-859-4828

FAX: 207-859-4828

E-MAIL: ADMISSIONS@COLBY.EDU

WEBSITE: WWW.COLBY.EDU

### GREEN FACTS

#### Available transportation alternatives:

bicycle-sharing program; bike storage, shower facilities, and lockers for bicycle commuters; free or reduced price transit passes; condensed work week option for employees; telecommute program for employees; carpool/vanpool matching program; adopted a policy prohibiting idling; car sharing program

% food budget spent on local/organic food	20
School has formal sustainability committee	Yes
% of new construction LEED-certified	80
Waste diversion rate (%)	42
Sustainability-focused degree available	Yes
% of graduates that took a sustainability related course	74
Public GHG inventory plan	Yes
% of school energy from renewable resources	82
School employs a sustainability officer	Yes

### STUDENT BODY

Total undergrad enrollment	1,857
# of applicants	7,593
% of applicants accepted	23
% of acceptees attending	30
Range SAT Critical Reading	610–710
Range SAT Math	620–720
Range SAT Writing	630–710
Range ACT Composite	28–32
% students graduating within 4 years	85

#### Most popular majors

Biology/Biological Sciences; Economics; English Language and Literature

### COST

Annual tuition	\$45,360
Required fees	\$1,990
Room and board	\$12,150
% frosh receiving any aid	41
% ugrads receiving any aid	43
Average cumulative indebtedness	\$23,343

## COLGATE UNIVERSITY

13 OAK DRIVE, HAMILTON, NY 13346

ADMISSIONS: 315-228-7401

FAX: 315-228-7524

E-MAIL: ADMISSION@COLGATE.EDU

WEBSITE: WWW.COLGATE.EDU

### GREEN FACTS

#### Available transportation alternatives:

bicycle-sharing program; bike storage, shower facilities, and lockers for bicycle commuters; bicycle plan; free or reduced price transit passes; condensed work week option for employees; telecommute program for employees; carpool/vanpool matching program; programs to encourage employees to live close to campus; adopted a policy prohibiting idling; car sharing program

% food budget spent on local/organic food	20
School has formal sustainability committee	Yes
% of new construction LEED-certified	3
Waste diversion rate (%)	38
Sustainability-focused degree available	Yes
% of graduates that took a sustainability related course	20
Public GHG inventory plan	Yes
% of school energy from renewable resources	60
School employs a sustainability officer	Yes

### STUDENT BODY

Total undergrad enrollment	2,875
# of applicants	8,717
% of applicants accepted	26
% of acceptees attending	34
Average HS GPA	3.7
Range SAT Critical Reading	630–720
Range SAT Math	650–750
Range ACT Composite	29–32
% students graduating within 4 years	90

#### Most popular majors

English Language and Literature; Economics; History

### COST

Annual tuition	\$47,855
Required fees	\$320
Room and board	\$11,510
% frosh receiving any aid	41
% ugrads receiving any aid	42

## COLLEGE OF THE ATLANTIC

105 EDEN STREET, BAR HARBOR, ME  
04609

ADMISSIONS: 207-288-5015

FAX: 207-288-4126

E-MAIL: INQUIRY@COA.EDU

WEBSITE: WWW.COA.EDU

### GREEN FACTS

**Available transportation alternatives:** bicycle-sharing program; bike storage, shower facilities, and lockers for bicycle commuters; bicycle plan; free or reduced price transit passes; condensed work week option for employees; telecommute program for employees; carpool/vanpool matching program; reduced parking fees for car and van poolers; adopted a policy prohibiting idling

% food budget spent on local/organic food	30
School has formal sustainability committee	Yes
Waste diversion rate (%)	51
Sustainability-focused degree available	Yes
% of graduates that took a sustainability related course	100
Public GHG inventory plan	Yes
% of school energy from renewable resources	35
School employs a sustainability officer	Yes

### STUDENT BODY

Total undergrad enrollment	378
# of applicants	429
% of applicants accepted	71
% of acceptees attending	26
Average HS GPA	3.7
Range SAT Critical Reading	570–690
Range SAT Math	530–650
Range SAT Writing	550–640
Range ACT Composite	26–30
% students graduating within 4 years	57
% students graduating within 6 years	71

### Most popular majors

Ecology; Humanities/Humanistic Studies; Multi-/Interdisciplinary Studies

### COST

Annual tuition	\$41,535
Required fees	\$549
Room and board	\$9,432
% frosh receiving any aid	98
% ugrads receiving any aid	97

## COLLEGE OF CHARLESTON

66 GEORGE STREET, CHARLESTON, SC  
29424

ADMISSIONS: 843-953-5670

FAX: 843-953-6322

E-MAIL: ADMISSIONS@COFC.EDU

WEBSITE: WWW.COFC.EDU

### GREEN FACTS

**Available transportation alternatives:** bicycle-sharing program; bike storage, shower facilities, and lockers for bicycle commuters; bicycle plan; free or reduced price transit passes; condensed work week option for employees; carpool/vanpool matching program; reduced parking fees for car and van poolers; adopted a policy prohibiting idling; car sharing program

% food budget spent on local/organic food	8
School has formal sustainability committee	Yes
% of new construction LEED-certified	0
Waste diversion rate (%)	24
% of graduates that took a sustainability related course	10
Public GHG inventory plan	Yes
% of school energy from renewable resources	0
School employs a sustainability officer	Yes

### STUDENT BODY

Total undergrad enrollment	10,468
# of applicants	11,722
% of applicants accepted	77
% of acceptees attending	25
Average HS GPA	3.9
Range SAT Critical Reading	520–610
Range SAT Math	510–600
Range ACT Composite	23–28
% students graduating within 4 years	56
% students graduating within 6 years	68

### Most popular majors

Business Administration and Management; Biology/Biological Sciences; Psychology

### COST

Annual in-state tuition	\$10,900
Annual out-of-state tuition	\$28,444
Required fees	\$460
Room and board	\$11,629
% frosh receiving any aid	53
% ugrads receiving any aid	47

## COLLEGE OF THE HOLY CROSS

1 COLLEGE STREET, WORCESTER, MA  
01610-2395

ADMISSIONS: 508-793-2443

FAX: 508-793-3888

E-MAIL: ADMISSIONS@HOLYCROSS.EDU

WEBSITE: WWW.HOLYCROSS.EDU

### GREEN FACTS

**Available transportation alternatives:** bike storage, shower facilities, and lockers for bicycle commuters; free or reduced price transit passes; carpool/vanpool matching program; programs to encourage employees to live close to campus; adopted a policy prohibiting idling

% food budget spent on local/organic food	0
School has formal sustainability committee	Yes
% of new construction LEED-certified	100
Waste diversion rate (%)	26
Sustainability-focused degree available	No
% of graduates that took a sustainability related course	3
Public GHG inventory plan	Yes
% of school energy from renewable resources	0
School employs a sustainability officer	Yes

### STUDENT BODY

Total undergrad enrollment	2,916
# of applicants	6,595
% of applicants accepted	37
% of acceptees attending	30
Range SAT Critical Reading	600–690
Range SAT Math	620–690
Range SAT Writing	610–700
Range ACT Composite	28–31
% students graduating within 4 years	89
% students graduating within 6 years	92

### Most popular majors

Economics; Political Science and Government; English Language and Literature

### COST

Annual tuition	\$48,295
Required fees	\$645
Room and board	\$13,225
% frosh receiving any aid	61
% ugrads receiving any aid	56
Average cumulative indebtedness	\$25,613



## THE COLLEGE OF NEW JERSEY

PO Box 7718, EWING, NJ 08628-0718  
**ADMISSIONS:** 609-771-2131  
**FAX:** 609-637-5174  
**E-MAIL:** TCNJINFO@TCNJ.EDU  
**WEBSITE:** WWW.TCNJ.EDU

### GREEN FACTS

**Available transportation alternatives:** bike storage, shower facilities, and lockers for bicycle commuters; bicycle plan; condensed work week option for employees; carpool/van-pool matching program; reduced parking fees for car and van poolers; programs to encourage employees to live close to campus; car sharing program

% food budget spent on local/organic food	71
School has formal sustainability committee	Yes
% of new construction LEED-certified	0
Sustainability-focused degree available	Yes
Public GHG inventory plan	Yes
% of school energy from renewable resources	0
School employs a sustainability officer	Yes

### STUDENT BODY

Total undergrad enrollment	6,758
# of applicants	11,290
% of applicants accepted	49
% of acceptees attending	26
Range SAT Critical Reading	550–640
Range SAT Math	570–670
Range SAT Writing	550–650
Range ACT Composite	26–30
% students graduating within 4 years	72
% students graduating within 6 years	85

### Most popular majors

Biology/Biological Sciences;  
 Psychology; Business  
 Administration and Management

### COST

Annual in-state tuition	\$10,879
Annual out-of-state tuition	\$21,810
Required fees	\$4,587
Room and board	\$12,498
% frosh receiving any aid	70
% ugrads receiving any aid	62

## COLLEGE OF SAINT BENEDICT/ SAINT JOHN'S UNIVERSITY

PO Box 7155, COLLEGEVILLE, MN 56321-7155  
**ADMISSIONS:** 320-363-5060  
**FAX:** 320-363-5650  
**E-MAIL:** ADMISSIONS@CSBSJU.EDU  
**WEBSITE:** WWW.CSBSJU.EDU

### GREEN FACTS

**Available transportation alternatives:** bicycle-sharing program; bike storage, shower facilities, and lockers for bicycle commuters; free or reduced price transit passes

% food budget spent on local/organic food	19
School has formal sustainability committee	Yes
% of new construction LEED-certified	27
Waste diversion rate (%)	28
Sustainability-focused degree available	Yes
% of graduates that took a sustainability related course	5
Public GHG inventory plan	Yes
School employs a sustainability officer	Yes

### STUDENT BODY

Total undergrad enrollment	3,685
# of applicants	3,465
% of applicants accepted	74
% of acceptees attending	36
Average HS GPA	3.5
Range SAT Critical Reading	480–570
Range SAT Math	450–580
Range SAT Writing	470–550
Range ACT Composite	22–28
% students graduating within 4 years	73
% students graduating within 6 years	81

### Most popular majors

Business Administration and Management; Biology/Biological Sciences; Rhetoric and Composition

### COST

Annual tuition	\$39,850
Required fees	\$996
Room and board	\$10,229
% frosh receiving any aid	95
% ugrads receiving any aid	94
Average cumulative indebtedness	\$39,588

## THE COLLEGE OF WOOSTER

847 COLLEGE AVENUE, WOOSTER, OH 44691  
**ADMISSIONS:** 330-263-2322  
**FAX:** 330-263-2621  
**E-MAIL:** ADMISSIONS@WOOSTER.EDU  
**WEBSITE:** WWW.WOOSTER.EDU

### GREEN FACTS

% food budget spent on local/organic food	28
School has formal sustainability committee	Yes
% of new construction LEED-certified	100
Waste diversion rate (%)	48
Sustainability-focused degree available	Yes
% of graduates that took a sustainability related course	1
% of school energy from renewable resources	1
School employs a sustainability officer	Yes

### STUDENT BODY

Total undergrad enrollment	2,058
# of applicants	5,748
% of applicants accepted	55
% of acceptees attending	18
Average HS GPA	3.7
Range SAT Critical Reading	540–670
Range SAT Math	560–680
Range SAT Writing	540–650
Range ACT Composite	25–30
% students graduating within 4 years	78
% students graduating within 6 years	82

### Most popular majors

History; Psychology; English  
 Language and Literature

### COST

Annual tuition	\$44,520
Required fees	\$430
Room and board	\$10,650
% frosh receiving any aid	99
% ugrads receiving any aid	99
Average cumulative indebtedness	\$27,946

## COLORADO COLLEGE

14 EAST CACHE LA POUDE STREET,  
COLORADO SPRINGS, CO 80903

ADMISSIONS: 719-389-6344

FAX: 719-389-6816

E-MAIL: ADMISSION@COLORADOCOLLEGE.EDU

WEBSITE: WWW.COLORADOCOLLEGE.EDU

### GREEN FACTS

#### Available transportation alternatives:

bicycle-sharing program; bike storage, shower facilities, and lockers for bicycle commuters; bicycle plan; free or reduced price transit passes; carpool/vanpool matching program; adopted a policy prohibiting idling

% food budget spent on local/organic food	22
School has formal sustainability committee	Yes
% of new construction LEED-certified	0
Waste diversion rate (%)	51
Sustainability-focused degree available	Yes
% of graduates that took a sustainability related course	33
Public GHG inventory plan	Yes
% of school energy from renewable resources	7
School employs a sustainability officer	Yes

### STUDENT BODY

Total undergrad enrollment	2,118
# of applicants	8,062
% of applicants accepted	17
% of acceptees attending	42
Range SAT Critical Reading	630–710
Range SAT Math	620–710
Range SAT Writing	620–700
Range ACT Composite	28–32
% students graduating within 4 years	82
% students graduating within 6 years	87

#### Most popular majors

Economics; Ecology and Evolutionary Biology/Biological Sciences; Fine Arts

### COST

Annual tuition	\$48,576
Required fees	\$420
Room and board	\$11,215
% frosh receiving any aid	57
% ugrads receiving any aid	54
Average cumulative indebtedness	\$22,068

## COLORADO STATE UNIVERSITY

1062 CAMPUS DELIVERY, FORT COLLINS,  
CO 80523-1062

ADMISSIONS: 970-491-6909

FAX: 970-491-7799

E-MAIL: ADMISSIONS@COLOSTATE.EDU

WEBSITE: WWW.COLOSTATE.EDU

### GREEN FACTS

#### Available transportation alternatives:

bicycle-sharing program; bike storage, shower facilities, and lockers for bicycle commuters; bicycle plan; free or reduced price transit passes; condensed work week option for employees

% food budget spent on local/organic food	22
School has formal sustainability committee	Yes
% of new construction LEED-certified	90
Waste diversion rate (%)	83
Sustainability-focused degree available	Yes
% of graduates that took a sustainability related course	62
Public GHG inventory plan	Yes
% of school energy from renewable resources	1
School employs a sustainability officer	Yes

### STUDENT BODY

Total undergrad enrollment	24,433
# of applicants	18,556
% of applicants accepted	81
% of acceptees attending	32
Average HS GPA	3.6
Range SAT Critical Reading	520–620
Range SAT Math	520–630
Range ACT Composite	22–28
% students graduating within 4 years	41
% students graduating within 6 years	68

#### Most popular majors

Business Administration and Management; Biology/Biological Sciences; Mechanical Engineering

### COST

Annual in-state tuition	\$8,301
Annual out-of-state tuition	\$25,010
Required fees	\$2,257
Room and board	\$10,794
% frosh receiving any aid	76
% ugrads receiving any aid	67
Average cumulative indebtedness	\$23,347

## COLUMBIA UNIVERSITY—COLUMBIA COLLEGE AND FU FOUNDATION SCHOOL OF ENGINEERING

212 HAMILTON HALL MC 2807,  
NEW YORK, NY 10027

ADMISSIONS: 212-854-2522

FAX: 212-894-1209

WEBSITE: UNDERGRAD.ADMISSIONS.COLUMBIA.EDU

### GREEN FACTS

#### Available transportation alternatives:

bicycle-sharing program; bike storage, shower facilities, and lockers for bicycle commuters; bicycle plan; free or reduced price transit passes

% food budget spent on local/organic food	55
School has formal sustainability committee	Yes
% of new construction LEED-certified	3
Waste diversion rate (%)	15
Sustainability-focused degree available	Yes
% of graduates that took a sustainability related course	55
Public GHG inventory plan	Yes
% of school energy from renewable resources	6
School employs a sustainability officer	Yes

### STUDENT BODY

Total undergrad enrollment	6,170
# of applicants	32,967
% of applicants accepted	7
% of acceptees attending	62
Range SAT Critical Reading	690–780
Range SAT Math	700–790
Range SAT Writing	700–780
Range ACT Composite	31–34
% students graduating within 4 years	90
% students graduating within 6 years	96

#### Most popular majors

Political Science and Government; English Language and Literature

### COST

Annual tuition	\$46,846
Required fees	\$2,292
Room and board	\$11,978
% frosh receiving any aid	55
% ugrads receiving any aid	60



## CONNECTICUT COLLEGE

270 MOHEGAN AVENUE, NEW LONDON,  
CT 06320

ADMISSIONS: 860-439-2200  
FAX: 860-439-4301

E-MAIL: ADMISSION@CONNCOLL.EDU  
WEBSITE: WWW.CONNCOLL.EDU

### GREEN FACTS

**Available transportation alternatives:**  
bicycle-sharing program; bike storage, shower facilities, and lockers for bicycle commuters; bicycle plan; free or reduced price transit passes; telecommute program for employees; programs to encourage employees to live close to campus; adopted a policy prohibiting idling; car sharing program

% food budget spent on local/organic food	8
School has formal sustainability committee	Yes
% of new construction LEED-certified	6
Waste diversion rate (%)	29
% of school energy from renewable resources	0
School employs a sustainability officer	Yes

### STUDENT BODY

Total undergrad enrollment	1,918
# of applicants	5,182
% of applicants accepted	40
% of acceptees attending	23
Range SAT Critical Reading	610–700
Range SAT Math	610–700
Range SAT Writing	610–698
Range ACT Composite	28–31
% students graduating within 4 years	79
% students graduating within 6 years	83

### Most popular majors

Political Science and Government;  
Economics; Psychology

### COST

Annual tuition	\$50,620
Required fees	\$320
% frosh receiving any aid	59
% ugrads receiving any aid	54
Average cumulative indebtedness	\$34,098

## CORNELL UNIVERSITY

ITHACA, NY 14850

ADMISSIONS: 607-255-5241

FAX: 607-255-0659

E-MAIL: ADMISSIONS@CORNELL.EDU

WEBSITE: WWW.CORNELL.EDU

### GREEN FACTS

#### Available transportation alternatives:

bicycle-sharing program; bike storage, shower facilities, and lockers for bicycle commuters; bicycle plan; free or reduced price transit passes; condensed work week option for employees; telecommute program for employees; carpool/vanpool matching program; reduced parking fees for car and van poolers; programs to encourage employees to live close to campus; adopted a policy prohibiting idling; car sharing program

% food budget spent on local/organic food	27
School has formal sustainability committee	Yes
% of new construction LEED-certified	95
Waste diversion rate (%)	72
Sustainability-focused degree available	Yes
% of graduates that took a sustainability related course	32
Public GHG inventory plan	Yes
% of school energy from renewable resources	16
School employs a sustainability officer	Yes

### STUDENT BODY

Total undergrad enrollment	14,315
# of applicants	41,900
% of applicants accepted	15
% of acceptees attending	50
Range SAT Critical Reading	650–750
Range SAT Math	680–780
Range ACT Composite	30–34
% students graduating within 4 years	86
% students graduating within 6 years	93

### Most popular majors

Biology/Biological Sciences; Hotel/  
Motel Administration/Management

### COST

Annual tuition	\$50,712
% frosh receiving any aid	60
% ugrads receiving any aid	57
Average cumulative indebtedness	\$24,394

## CREIGHTON UNIVERSITY

2500 CALIFORNIA PLAZA, OMAHA, NE  
68178

ADMISSIONS: 402-280-2703  
FAX: 402-280-2685

E-MAIL: ADMISSIONS@CREIGHTON.EDU  
WEBSITE: WWW.CREIGHTON.EDU

### GREEN FACTS

**Available transportation alternatives:**  
bike storage, shower facilities, and lockers for bicycle commuters; bicycle plan; free or reduced price transit passes; condensed work week option for employees; telecommute program for employees; carpool/vanpool matching program; reduced parking fees for car and van poolers; adopted a policy prohibiting idling

School has formal sustainability committee	Yes
% of new construction LEED-certified	0
Waste diversion rate (%)	18
Sustainability-focused degree available	Yes
% of graduates that took a sustainability related course	1
Public GHG inventory plan	Yes
% of school energy from renewable resources	0
School employs a sustainability officer	Yes

### STUDENT BODY

Total undergrad enrollment	4,163
# of applicants	9,747
% of applicants accepted	70
% of acceptees attending	16
Average HS GPA	3.8
Range SAT Critical Reading	510–630
Range SAT Math	540–650
Range SAT Writing	510–620
Range ACT Composite	24–29
% students graduating within 4 years	72
% students graduating within 6 years	79

### Most popular majors

Registered Nursing; Biology/  
Biological Sciences; Psychology

### COST

Annual tuition	\$34,810
Required fees	\$1,612
Room and board	\$10,294

## DARTMOUTH COLLEGE

6016 McNUTT HALL, HANOVER, NH  
03755

ADMISSIONS: 603-646-2875

FAX: 603-646-1216

E-MAIL: ADMISSIONS.OFFICE@  
DARTMOUTH.EDU

WEBSITE: WWW.DARTMOUTH.EDU

### GREEN FACTS

**Available transportation alternatives:**  
bike storage, shower facilities, and lockers for bicycle commuters; bicycle plan; free or reduced price transit passes; carpool/vanpool matching program; car sharing program

% food budget spent on local/organic food	90
School has formal sustainability committee	Yes
% of new construction LEED-certified	15
Waste diversion rate (%)	46
Sustainability-focused degree available	Yes
% of graduates that took a sustainability related course	6
Public GHG inventory plan	Yes
% of school energy from renewable resources	0
School employs a sustainability officer	Yes

### STUDENT BODY

Total undergrad enrollment	4,289
# of applicants	19,296
% of applicants accepted	12
% of acceptees attending	52
Range SAT Critical Reading	680–780
Range SAT Math	680–770
Range SAT Writing	690–790
Range ACT Composite	30–34
% students graduating within 4 years	88

#### Most popular majors

Economics; Psychology; Political Science and Government

### COST

Annual tuition	\$48,120
Required fees	\$1,386
Room and board	\$14,238
% frosh receiving any aid	58
% ugrads receiving any aid	54

## DENISON UNIVERSITY

100 WEST COLLEGE STREET, GRANVILLE, OH 43023

ADMISSIONS: 740-587-6276

FAX: 740-587-6306

E-MAIL: ADMISSIONS@DENISON.EDU

WEBSITE: WWW.DENISON.EDU

### GREEN FACTS

**Available transportation alternatives:**  
bicycle-sharing program; bike storage, shower facilities, and lockers for bicycle commuters; bicycle plan; condensed work week option for employees; carpool/vanpool matching program; programs to encourage employees to live close to campus; adopted a policy prohibiting idling; car sharing program

% food budget spent on local/organic food	35
School has formal sustainability committee	Yes
% of new construction LEED-certified	53
Waste diversion rate (%)	37
Sustainability-focused degree available	Yes
% of graduates that took a sustainability related course	20
Public GHG inventory plan	Yes
% of school energy from renewable resources	0

### STUDENT BODY

Total undergrad enrollment	2,282
# of applicants	6,110
% of applicants accepted	48
% of acceptees attending	22
Average HS GPA	3.6
Range SAT Critical Reading	580–680
Range SAT Math	580–680
Range ACT Composite	26–31
% students graduating within 4 years	78
% students graduating within 6 years	80

#### Most popular majors

Economics; Psychology; Biology

### COST

Annual tuition	\$46,250
% frosh receiving any aid	99
% ugrads receiving any aid	98
Average cumulative indebtedness	\$28,146

## DePAUL UNIVERSITY

1 EAST JACKSON BOULEVARD, CHICAGO, IL 60604-2287

ADMISSIONS: 312-362-8300

FAX: 312-362-5749

E-MAIL: ADMISSION@DEPAUL.EDU

WEBSITE: WWW.DEPAUL.EDU

### GREEN FACTS

**Available transportation alternatives:**  
bicycle-sharing program; free or reduced price transit passes; condensed work week option for employees; telecommute program for employees; adopted a policy prohibiting idling; car sharing program

% food budget spent on local/organic food	12
School has formal sustainability committee	Yes
% of new construction LEED-certified	100
Waste diversion rate (%)	37
Sustainability-focused degree available	No
% of graduates that took a sustainability related course	17
Public GHG inventory plan	No
% of school energy from renewable resources	8
School employs a sustainability officer	Yes

### STUDENT BODY

Total undergrad enrollment	15,961
# of applicants	19,628
% of applicants accepted	72
% of acceptees attending	18
Average HS GPA	3.6
Range SAT Critical Reading	520–620
Range SAT Math	490–610
Range ACT Composite	22–28

#### Most popular majors

Accounting; Public Relations, Advertising, and Applied Communication; Psychology

### COST

Annual tuition	\$35,680
Required fees	\$681
Room and board	\$12,873
% frosh receiving any aid	98
% ugrads receiving any aid	87
Average cumulative indebtedness	\$29,932



## DePAUW UNIVERSITY

101 E. SEMINARY STREET, GREENCASTLE,  
IN 46135  
ADMISSIONS: 765-658-4006  
FAX: 765-658-4007  
E-MAIL: ADMISSION@DEPAUW.EDU  
WEBSITE: WWW.DEPAUW.EDU

### GREEN FACTS

**Available transportation alternatives:**  
bicycle-sharing program; bike storage, shower facilities, and lockers for bicycle commuters; free or reduced price transit passes; car sharing program

% food budget spent on local/organic food	16
School has formal sustainability committee	Yes
% of new construction LEED-certified	100
Waste diversion rate (%)	41
Sustainability-focused degree available	Yes
Public GHG inventory plan	Yes
% of school energy from renewable resources	0
School employs a sustainability officer	Yes

### STUDENT BODY

Total undergrad enrollment	2,216
# of applicants	5,282
% of applicants accepted	57
% of acceptees attending	17
Average HS GPA	3.9
Range SAT Critical Reading	530–640
Range SAT Math	560–660
Range SAT Writing	520–630
Range ACT Composite	25–29
% students graduating within 4 years	75

### Most popular majors

Economics; Speech Communication and Rhetoric

### COST

Annual tuition	\$43,950
Required fees	\$728
Room and board	\$11,700

## DeSALES UNIVERSITY

2755 STATION AVE., CENTER VALLEY, PA  
18034  
ADMISSIONS: 610-282-4443  
FAX: 610-282-0131  
E-MAIL: ADMISSION@DESALES.EDU  
WEBSITE: WWW.DESALES.EDU

### GREEN FACTS

**Available transportation alternatives:**  
bicycle plan

% food budget spent on local/organic food	10
School has formal sustainability committee	Yes
% of new construction LEED-certified	0
Waste diversion rate (%)	33
Sustainability-focused degree available	Yes
Public GHG inventory plan	No
% of school energy from renewable resources	0
School employs a sustainability officer	Yes

### STUDENT BODY

Total undergrad enrollment	2,291
# of applicants	2,706
% of applicants accepted	78
% of acceptees attending	20
Average HS GPA	3.3
Range SAT Critical Reading	450–590
Range SAT Math	440–590
Range SAT Writing	450–580
Range ACT Composite	21–28
% students graduating within 4 years	60
% students graduating within 6 years	70

### Most popular majors

Drama/Theatre Arts; Physician Assistant

### COST

Annual tuition	\$32,000
Required fees	\$1,550
Room and board	\$12,050
% frosh receiving any aid	81
% ugrads receiving any aid	77
Average cumulative indebtedness	\$37,692

## DICKINSON COLLEGE

P.O. BOX 1773, CARLISLE, PA  
17013-2896  
ADMISSIONS: 717-245-1231  
FAX: 717-245-1442  
E-MAIL: ADMISSIONS@DICKINSON.EDU  
WEBSITE: WWW.DICKINSON.EDU

### GREEN FACTS

**Available transportation alternatives:**  
bicycle-sharing program; bike storage, shower facilities, and lockers for bicycle commuters; free or reduced price transit passes; condensed work week option for employees; telecommute program for employees; carpool/vanpool matching program; reduced parking fees for car and van poolers

% food budget spent on local/organic food	10
School has formal sustainability committee	Yes
% of new construction LEED-certified	54
Waste diversion rate (%)	38
Sustainability-focused degree available	Yes
% of graduates that took a sustainability related course	89
Public GHG inventory plan	Yes
% of school energy from renewable resources	59
School employs a sustainability officer	Yes

### STUDENT BODY

Total undergrad enrollment	2,420
# of applicants	6,031
% of applicants accepted	47
% of acceptees attending	26
Range SAT Critical Reading	590–680
Range SAT Math	600–700
Range SAT Writing	590–690
Range ACT Composite	27–30
% students graduating within 4 years	81
% students graduating within 6 years	85

### Most popular majors

International Business; Political Science and Government; Biology

### COST

Annual tuition	\$49,014
Required fees	\$450
Room and board	\$12,362
% frosh receiving any aid	81
% ugrads receiving any aid	76
Average cumulative indebtedness	\$28,108

## DREW UNIVERSITY

OFFICE OF COLLEGE ADMISSIONS,  
MADISON, NJ 07940-1493  
ADMISSIONS: 973-408-3739  
FAX: 973-408-3068  
E-MAIL: CADM@DREW.EDU  
WEBSITE: WWW.DREW.EDU

### GREEN FACTS

#### Available transportation alternatives:

bicycle-sharing program; bike storage, shower facilities, and lockers for bicycle commuters; free or reduced price transit passes; condensed work week option for employees; telecommute program for employees; reduced parking fees for car and van poolers; programs to encourage employees to live close to campus; adopted a policy prohibiting idling

% food budget spent on local/organic food	19
School has formal sustainability committee	Yes
Waste diversion rate (%)	22
Sustainability-focused degree available	Yes
% of graduates that took a sustainability related course	27
% of school energy from renewable resources	2
School employs a sustainability officer	Yes

### STUDENT BODY

Total undergrad enrollment	1,450
# of applicants	3,025
% of applicants accepted	70
% of acceptees attending	17
Average HS GPA	3.6
Range SAT Critical Reading	500–620
Range SAT Math	490–620
Range SAT Writing	490–610
Range ACT Composite	22–29
% students graduating within 4 years	63
% students graduating within 6 years	67

#### Most popular majors

Political Science and Government;  
English Language and Literature;  
Psychology

### COST

Annual tuition	\$45,552
Required fees	\$832
Room and board	\$12,672
% frosh receiving any aid	98
% ugrads receiving any aid	95
Average cumulative indebtedness	\$24,345

## DREXEL UNIVERSITY

3141 CHESTNUT STREET, PHILADELPHIA,  
PA 19104  
ADMISSIONS: 215-895-2400  
FAX: 215-895-1285  
E-MAIL: ENROLL@DREXEL.EDU  
WEBSITE: WWW.DREXEL.EDU

### GREEN FACTS

#### Available transportation alternatives:

bicycle-sharing program; bike storage, shower facilities, and lockers for bicycle commuters; bicycle plan; free or reduced price transit passes; condensed work week option for employees; telecommute program for employees; reduced parking fees for car and van poolers; programs to encourage employees to live close to campus; adopted a policy prohibiting idling; car sharing program

% food budget spent on local/organic food	17
School has formal sustainability committee	Yes
% of new construction LEED-certified	0
Waste diversion rate (%)	27
Public GHG inventory plan	Yes
% of school energy from renewable resources	59
School employs a sustainability officer	No

### STUDENT BODY

Total undergrad enrollment	16,896
# of applicants	47,477
% of applicants accepted	76
% of acceptees attending	8
Average HS GPA	3.5
Range SAT Critical Reading	530–630
Range SAT Math	560–670
Range SAT Writing	520–630
Range ACT Composite	24–29
% students graduating within 6 years	67

#### Most popular majors

Registered Nursing; Mechanical Engineering; Business/Commerce

### COST

Annual tuition	\$44,646
Required fees	\$2,405
Room and board	\$14,367

## DUKE UNIVERSITY

2138 CAMPUS DRIVE, DURHAM, NC  
27708-0586  
ADMISSIONS: 919-684-3214  
FAX: 919-668-1661  
E-MAIL: UNDERGRAD-ADMISSIONS@DUKE.EDU  
WEBSITE: WWW.DUKE.EDU

### GREEN FACTS

#### Available transportation alternatives:

bicycle-sharing program; bike storage, shower facilities, and lockers for bicycle commuters; bicycle plan; free or reduced price transit passes; condensed work week option for employees; telecommute program for employees; carpool/vanpool matching program; reduced parking fees for car and van poolers; programs to encourage employees to live close to campus; car sharing program

% food budget spent on local/organic food	13
School has formal sustainability committee	Yes
% of new construction LEED-certified	67
Waste diversion rate (%)	33
Sustainability-focused degree available	Yes
% of graduates that took a sustainability related course	39
Public GHG inventory plan	Yes
% of school energy from renewable resources	0
School employs a sustainability officer	Yes

### STUDENT BODY

Total undergrad enrollment	6,646
# of applicants	30,546
% of applicants accepted	12
% of acceptees attending	45
Range SAT Critical Reading	670–760
Range SAT Math	690–790
Range SAT Writing	680–780
Range ACT Composite	31–34
% students graduating within 4 years	87
% students graduating within 6 years	94

#### Most popular majors

Psychology; Public Policy Analysis; Economics

### COST

Annual tuition	\$45,800
Required fees	\$1,443
Room and board	\$13,290



## DUQUESNE UNIVERSITY

600 FORBES AVENUE, PITTSBURGH, PA  
15282

ADMISSIONS: 412-396-6222

FAX: 412-396-6223

E-MAIL: ADMISSIONS@DUQ.EDU

WEBSITE: WWW.DUQ.EDU

### GREEN FACTS

**Available transportation alternatives:**  
car sharing program

% food budget spent on local/organic food	28
School has formal sustainability committee	Yes
% of new construction LEED-certified	70
Waste diversion rate (%)	20
Sustainability-focused degree available	Yes
% of graduates that took a sustainability related course	19
Public GHG inventory plan	No
% of school energy from renewable resources	0
School employs a sustainability officer	Yes

### STUDENT BODY

Total undergrad enrollment	5,961
# of applicants	7,354
% of applicants accepted	76
% of acceptees attending	26
Average HS GPA	3.7
Range SAT Critical Reading	520–600
Range SAT Math	520–610
Range SAT Writing	500–600
Range ACT Composite	23–28
% students graduating within 4 years	63
% students graduating within 6 years	72

### Most popular majors

Pharmacy; Accounting; Registered Nursing

### COST

Annual tuition	\$33,778
Room and board	\$11,418
% frosh receiving any aid	99
% ugrads receiving any aid	96
Average cumulative indebtedness	\$38,437

## EARLHAM COLLEGE

801 NATIONAL ROAD WEST, RICHMOND, IN  
47374-4095

ADMISSIONS: 765-983-1600

FAX: 765-983-1560

E-MAIL: ADMISSIONS@EARLHAM.EDU

WEBSITE: WWW.EARLHAM.EDU

### GREEN FACTS

**Available transportation alternatives:**

bicycle-sharing program; bicycle plan; free or reduced price transit passes; carpool/vanpool matching program; car sharing program	
School has formal sustainability committee	Yes
% of new construction LEED-certified	100
Waste diversion rate (%)	36
Sustainability-focused degree available	Yes
% of graduates that took a sustainability related course	26
Public GHG inventory plan	Yes
% of school energy from renewable resources	0
School employs a sustainability officer	Yes

### STUDENT BODY

Total undergrad enrollment	988
# of applicants	2,549
% of applicants accepted	62
% of acceptees attending	16
Average HS GPA	3.6
Range SAT Critical Reading	550–700
Range SAT Math	560–690
Range SAT Writing	530–680
Range ACT Composite	25–31
% students graduating within 4 years	60
% students graduating within 6 years	67

### Most popular majors

Biology/Biological Sciences; Psychology; Multi-/Interdisciplinary Studies

### COST

Annual tuition	\$43,500
Required fees	\$890
Room and board	\$9,120
% frosh receiving any aid	98
% ugrads receiving any aid	96
Average cumulative indebtedness	\$25,784

## EASTERN CONNECTICUT STATE UNIVERSITY

83 WINDHAM STREET, WILLIMANTIC, CT  
06226

ADMISSIONS: 860-465-5286

FAX: 860-465-5286

E-MAIL: ADMISSIONS@EASTERNCT.EDU

WEBSITE: WWW.EASTERNCT.EDU

### GREEN FACTS

**Available transportation alternatives:**

bike storage, shower facilities, and lockers for bicycle commuters; car-pool/vanpool matching program; adopted a policy prohibiting idling	
% food budget spent on local/organic food	38
School has formal sustainability committee	Yes
% of new construction LEED-certified	36
Waste diversion rate (%)	5
Sustainability-focused degree available	Yes
% of graduates that took a sustainability related course	100
Public GHG inventory plan	Yes
% of school energy from renewable resources	14
School employs a sustainability officer	Yes

### STUDENT BODY

Total undergrad enrollment	5,301
# of applicants	3,493
% of applicants accepted	65
% of acceptees attending	41
Average HS GPA	3.0
Range SAT Critical Reading	470–570
Range SAT Math	480–580
% students graduating within 4 years	32
% students graduating within 6 years	52

### Most popular majors

Business/Commerce; Psychology; Communication and Media Studies

### COST

Annual in-state tuition	\$4,510
Annual out-of-state tuition	\$14,594
Required fees	\$4,866
Room and board	\$11,168
% frosh receiving any aid	69
% ugrads receiving any aid	75

## EASTERN ILLINOIS UNIVERSITY

600 LINCOLN AVENUE, CHARLESTON, IL  
61920

ADMISSIONS: 217-581-2223

FAX: 217-581-7060

E-MAIL: ADMISSIONS@EIU.EDU

WEBSITE: WWW.EIU.EDU

### GREEN FACTS

#### Available transportation alternatives:

bicycle plan; free or reduced price  
transit passes; condensed work  
week option for employees;

% food budget spent on local/organic food	10
School has formal sustainability committee	Yes
% of new construction LEED-certified	0
Waste diversion rate (%)	43
Sustainability-focused degree available	No
% of graduates that took a sustainability related course	100
Public GHG inventory plan	No
% of school energy from renewable resources	2
School employs a sustainability officer	Yes

### STUDENT BODY

Total undergrad enrollment	7,202
# of applicants	9,103
% of applicants accepted	50
% of acceptees attending	25
Average HS GPA	3.1
Range ACT Composite	19–24
% students graduating within 4 years	32
% students graduating within 6 years	58

#### Most popular majors

Kinesiology and Exercise Science;  
Communication; Liberal Arts and  
Sciences/Liberal Studies

### COST

Annual in-state tuition	\$8,550
Annual out-of-state tuition	\$10,680
Required fees	\$2,762
Room and board	\$9,546
% frosh receiving any aid	73
% ugrads receiving any aid	68
Average cumulative indebtedness	\$30,743

## EASTERN MENNONITE UNIVERSITY

1200 PARK RD., HARRISONBURG, VA  
22802

ADMISSIONS: 540-432-4118

FAX: 540-432-4444

WEBSITE: WWW.EMU.EDU

### GREEN FACTS

School has formal sustainability committee	Yes
% of new construction LEED-certified	100
Waste diversion rate (%)	45
Sustainability-focused degree available	Yes
% of graduates that took a sustainability related course	51
% of school energy from renewable resources	1
School employs a sustainability officer	Yes

### STUDENT BODY

#### Most popular majors

Psychology; Registered Nursing;  
Business Administration and  
Management

### COST

% frosh receiving any aid	91
% ugrads receiving any aid	93

## EASTERN WASHINGTON UNIVERSITY

304 SUTTON HALL, CHENEY, WA 99004

ADMISSIONS: 509-359-6692

FAX: 509-359-6692

E-MAIL: ADMISSIONS@EWU.EDU

WEBSITE: WWW.EWU.EDU

### GREEN FACTS

#### Available transportation alternatives:

bike storage, shower facilities, and  
lockers for bicycle commuters; bicy-  
cle plan; free or reduced price tran-  
sit passes; condensed work week  
option for employees; telecommute  
program for employees; carpool/  
vanpool matching program

% food budget spent on local/organic food	25
School has formal sustainability committee	Yes
% of new construction LEED-certified	100
Waste diversion rate (%)	50
Sustainability-focused degree available	No
% of graduates that took a sustainability related course	10
Public GHG inventory plan	Yes
% of school energy from renewable resources	0
School employs a sustainability officer	Yes

### STUDENT BODY

Total undergrad enrollment	11,300
# of applicants	5,168
% of applicants accepted	82
% of acceptees attending	41
Average HS GPA	3.2
Range SAT Critical Reading	420–540
Range SAT Math	430–550
Range SAT Writing	410–520
Range ACT Composite	18–23
% students graduating within 4 years	20

#### Most popular majors

Business Administration and  
Management; Biology/Biological  
Sciences; Accounting

### COST

% frosh receiving any aid	69
% ugrads receiving any aid	59



## EDGEWOOD COLLEGE

1000 EDGEWOOD COLLEGE DRIVE,  
MADISON, WI 53711-1997

ADMISSIONS: 608-663-2294

FAX: 608-663-2214

E-MAIL: ADMISSIONS@EDGEWOOD.EDU

WEBSITE: WWW.EDGEWOOD.EDU

### GREEN FACTS

**Available transportation alternatives:**  
bike storage, shower facilities, and lockers for bicycle commuters; bicycle plan; free or reduced price transit passes; condensed work week option for employees; telecommute program for employees; carpool/vanpool matching program

% food budget spent on local/organic food	40
School has formal sustainability committee	Yes
% of new construction LEED-certified	100
Waste diversion rate (%)	0
Sustainability-focused degree available	No
Public GHG inventory plan	No
% of school energy from renewable resources	0
School employs a sustainability officer	Yes

### STUDENT BODY

Total undergrad enrollment	1,813
# of applicants	1,160
% of applicants accepted	77
% of acceptees attending	33
Average HS GPA	3.4
Range SAT Critical Reading	448–598
Range SAT Math	483–560
Range ACT Composite	20–25
% students graduating within 4 years	39
% students graduating within 6 years	60

### Most popular majors

Registered Nursing; Business/Commerce; Psychology

### COST

Annual tuition	\$26,550
Room and board	\$9,400
% frosh receiving any aid	100
% ugrads receiving any aid	93
Average cumulative indebtedness	\$30,574

## ELON UNIVERSITY

100 CAMPUS DRIVE, ELON, NC  
27244-2010

ADMISSIONS: 336-278-3566

FAX: 336-278-7699

E-MAIL: ADMISSIONS@ELON.EDU

WEBSITE: WWW.ELON.EDU

### GREEN FACTS

**Available transportation alternatives:**  
bicycle plan; free or reduced price transit passes; carpool/vanpool matching program; reduced parking fees for car and van poolers; adopted a policy prohibiting idling; car sharing program

% food budget spent on local/organic food	2
School has formal sustainability committee	Yes
% of new construction LEED-certified	64
Waste diversion rate (%)	24
Sustainability-focused degree available	Yes
% of graduates that took a sustainability related course	83
Public GHG inventory plan	Yes
% of school energy from renewable resources	0
School employs a sustainability officer	Yes

### STUDENT BODY

Total undergrad enrollment	5,903
# of applicants	10,256
% of applicants accepted	57
% of acceptees attending	26
Average HS GPA	4.0
Range SAT Critical Reading	550–640
Range SAT Math	560–650
Range SAT Writing	550–650
Range ACT Composite	25–29
% students graduating within 4 years	79
% students graduating within 6 years	83

### Most popular majors

Communication

### COST

Annual tuition	\$31,773
Required fees	\$399
Room and board	\$10,998
% frosh receiving any aid	63
% ugrads receiving any aid	61
Average cumulative indebtedness	\$31,622

## EMORY UNIVERSITY

EMORY UNIVERSITY, BOISEUILLET JONES  
CTR, ATLANTA, GA 30322

ADMISSIONS: 404-727-6036

FAX: 404-727-4303

E-MAIL: ADMISSIONS@EMORY.EDU

WEBSITE: WWW.EMORY.EDU

### GREEN FACTS

**Available transportation alternatives:**  
bicycle-sharing program; bike storage, shower facilities, and lockers for bicycle commuters; bicycle plan; free or reduced price transit passes; condensed work week option for employees; telecommute program for employees; carpool/vanpool matching program; reduced parking fees for car and van poolers; programs to encourage employees to live close to campus; adopted a policy prohibiting idling; car sharing program

School has formal sustainability committee	Yes
% of new construction LEED-certified	100
Waste diversion rate (%)	39
Sustainability-focused degree available	Yes
% of graduates that took a sustainability related course	22
Public GHG inventory plan	Yes
% of school energy from renewable resources	0
School employs a sustainability officer	Yes

### STUDENT BODY

Total undergrad enrollment	6,867
# of applicants	20,492
% of applicants accepted	24
% of acceptees attending	28
Average HS GPA	3.7
Range SAT Critical Reading	620–720
Range SAT Math	650–770
Range SAT Writing	640–730
Range ACT Composite	29–33
% students graduating within 4 years	83
% students graduating within 6 years	89

### Most popular majors

Economics; Business/Commerce; Biology

### COST

Annual tuition	\$45,700
Required fees	\$614
Room and board	\$13,130
% frosh receiving any aid	55
% ugrads receiving any aid	54

## ENDICOTT COLLEGE

376 HALE STREET, BEVERLY, MA 01915

Admissions: 978-921-1000

Fax: 978-232-2520

E-mail: [ADMISSION@ENDICOTT.EDU](mailto:ADMISSION@ENDICOTT.EDU)

Website: [WWW.ENDICOTT.EDU](http://WWW.ENDICOTT.EDU)

### GREEN FACTS

#### Available transportation alternatives:

bike storage, shower facilities, and lockers for bicycle commuters; free or reduced price transit passes; car sharing program

% food budget spent on local/organic food	15
School has formal sustainability committee	Yes
% of new construction LEED-certified	0
Waste diversion rate (%)	66
Sustainability-focused degree available	Yes
% of graduates that took a sustainability related course	7
Public GHG inventory plan	Yes
% of school energy from renewable resources	0
School employs a sustainability officer	Yes

### STUDENT BODY

Total undergrad enrollment	3,261
# of applicants	4,005
% of applicants accepted	73
% of acceptees attending	28
Average HS GPA	3.3
Range SAT Critical Reading	490–580
Range SAT Math	490–590
Range SAT Writing	480–540
Range ACT Composite	21–26
% students graduating within 4 years	67
% students graduating within 6 years	71

#### Most popular majors

Business Administration and Management; Sport and Fitness Administration/Management; Mass Communication/Media Studies

### COST

% frosh receiving any aid	91
% ugrads receiving any aid	88
Average cumulative indebtedness	\$41,051

## THE EVERGREEN STATE COLLEGE

2700 EVERGREEN PKWY NW, OLYMPIA, WA 98505

Admissions: 360-867-6170

Fax: 360-867-5114

E-mail: [ADMISSIONS@EVERGREEN.EDU](mailto:ADMISSIONS@EVERGREEN.EDU)

Website: [WWW.EVERGREEN.EDU](http://WWW.EVERGREEN.EDU)

### GREEN FACTS

#### Available transportation alternatives:

bicycle-sharing program; bike storage, shower facilities, and lockers for bicycle commuters; bicycle plan; free or reduced price transit passes; condensed work week option for employees; telecommute program for employees; carpool/vanpool matching program; reduced parking fees for car and van poolers; adopted a policy prohibiting idling

School has formal sustainability committee	Yes
% of new construction LEED-certified	49
Waste diversion rate (%)	52
% of graduates that took a sustainability related course	6
Public GHG inventory plan	Yes
% of school energy from renewable resources	36

### STUDENT BODY

Total undergrad enrollment	3,872
# of applicants	1,744
% of applicants accepted	98
% of acceptees attending	35
Average HS GPA	3.0
Range SAT Critical Reading	490–630
Range SAT Math	450–560
Range SAT Writing	460–590
Range ACT Composite	20–26
% students graduating within 4 years	41
% students graduating within 6 years	54

#### Most popular majors

Social Sciences; Liberal Arts and Sciences/Liberal Studies; Natural Sciences

### COST

Annual in-state tuition	\$7,512
Annual out-of-state tuition	\$21,927
Required fees	\$693
Room and board	\$9,492
% frosh receiving any aid	61
% ugrads receiving any aid	65
Average cumulative indebtedness	\$21,131

## FLORIDA GULF COAST UNIVERSITY

10501 FGCU BLVD. SOUTH, FORT MYERS, FL 33965-6565

Admissions: 239-590-7878

Fax: 239-590-7894

E-mail: [ADMISSIONS@FGCU.EDU](mailto:ADMISSIONS@FGCU.EDU)

### GREEN FACTS

#### Available transportation alternatives:

bicycle-sharing program; bike storage, shower facilities, and lockers for bicycle commuters; free or reduced price transit passes; carpool/vanpool matching program; car sharing program

% food budget spent on local/organic food	17
School has formal sustainability committee	Yes
% of new construction LEED-certified	93
Waste diversion rate (%)	0
Sustainability-focused degree available	Yes
% of graduates that took a sustainability related course	100
Public GHG inventory plan	Yes
% of school energy from renewable resources	8
School employs a sustainability officer	Yes

### STUDENT BODY

Total undergrad enrollment	12,861
# of applicants	10,804
% of applicants accepted	66
% of acceptees attending	39
Average HS GPA	3.3
Range SAT Critical Reading	470–550
Range SAT Math	470–550
Range SAT Writing	450–540
Range ACT Composite	20–24

#### Most popular majors

Elementary Education and Teaching; Liberal Arts and Sciences/Liberal Studies; Business/Commerce

### COST

% frosh receiving any aid	88
% ugrads receiving any aid	35



## FORT LEWIS COLLEGE

1000 RIM DRIVE, DURANGO, CO 81301

ADMISSIONS: 970-247-7184

FAX: 970-247-7179

E-MAIL: ADMISSION@FORTLEWIS.EDU

WEBSITE: WWW.FORTLEWIS.EDU

### GREEN FACTS

#### Available transportation alternatives:

bicycle-sharing program; bike storage, shower facilities, and lockers for bicycle commuters; free or reduced price transit passes; carpool/vanpool matching program; adopted a policy prohibiting idling

% food budget spent on local/organic food	2
School has formal sustainability committee	Yes
% of new construction LEED-certified	100
Waste diversion rate (%)	34
Sustainability-focused degree available	Yes
% of graduates that took a sustainability related course	13
Public GHG inventory plan	Yes
% of school energy from renewable resources	0
School employs a sustainability officer	Yes

### STUDENT BODY

Total undergrad enrollment	3,679
# of applicants	3,105
% of applicants accepted	86
% of acceptees attending	30
Average HS GPA	3.3
Range SAT Critical Reading	460–550
Range SAT Math	455–580
Range SAT Writing	400–530
Range ACT Composite	19–24
% students graduating within 4 years	18
% students graduating within 6 years	40

#### Most popular majors

Biology/Biological Sciences; Business Administration and Management; Psychology

### COST

Annual in-state tuition	\$5,856
Annual out-of-state tuition	\$16,072
Required fees	\$1,745
Room and board	\$9,130
% frosh receiving any aid	92
% ugrads receiving any aid	82
Average cumulative indebtedness	\$23,311

## FRAMINGHAM STATE UNIVERSITY

100 STATE STREET, FRAMINGHAM, MA 01701-9101

ADMISSIONS: 508-626-4500

FAX: 508-626-4017

E-MAIL: ADMISSIONS@FRAMINGHAM.EDU

WEBSITE: WWW.FRAMINGHAM.EDU

### GREEN FACTS

#### Available transportation alternatives:

bike storage, shower facilities, and lockers for bicycle commuters; free or reduced price transit passes; condensed work week option for employees; carpool/vanpool matching program; adopted a policy prohibiting idling; car sharing program

% food budget spent on local/organic food	0
School has formal sustainability committee	Yes
% of new construction LEED-certified	100
Waste diversion rate (%)	4
Sustainability-focused degree available	No
Public GHG inventory plan	Yes
% of school energy from renewable resources	8
School employs a sustainability officer	Yes

### STUDENT BODY

Total undergrad enrollment	4,478
# of applicants	4,803
% of applicants accepted	71
% of acceptees attending	25
Average HS GPA	3.1
Range SAT Critical Reading	430–540
Range SAT Math	440–540
Range SAT Writing	430–530
Range ACT Composite	19–24
% students graduating within 4 years	36
% students graduating within 6 years	56

#### Most popular majors

Business/Commerce; Family and Consumer Sciences/Human Sciences; Sociology

### COST

Annual in-state tuition	\$970
Annual out-of-state tuition	\$7,050
Required fees	\$7,730
Room and board	\$10,840
% frosh receiving any aid	88
% ugrads receiving any aid	80
Average cumulative indebtedness	\$29,493

## FRANKLIN & MARSHALL COLLEGE

P.O. BOX 3003, LANCASTER, PA 17604-3003

ADMISSIONS: 717-291-3953

FAX: 717-291-4389

E-MAIL: ADMISSION@FANDM.EDU

WEBSITE: WWW.FANDM.EDU

### GREEN FACTS

#### Available transportation alternatives:

bicycle-sharing program; bicycle plan; programs to encourage employees to live close to campus; adopted a policy prohibiting idling; car sharing program

% food budget spent on local/organic food	12
School has formal sustainability committee	Yes
% of new construction LEED-certified	100
Waste diversion rate (%)	44
Sustainability-focused degree available	No
% of graduates that took a sustainability related course	41
Public GHG inventory plan	Yes
% of school energy from renewable resources	0
School employs a sustainability officer	Yes

### STUDENT BODY

Total undergrad enrollment	2,249
# of applicants	7,146
% of applicants accepted	32
% of acceptees attending	26
Range SAT Critical Reading	580–670
Range SAT Math	630–730
Range ACT Composite	28–31
% students graduating within 4 years	81
% students graduating within 6 years	87

#### Most popular majors

Political Science and Government; Business/Commerce; Psychology

### COST

Annual tuition	\$50,300
Required fees	\$100
Room and board	\$12,770
% frosh receiving any aid	51
% ugrads receiving any aid	53
Average cumulative indebtedness	\$26,162

## FROSTBURG STATE UNIVERSITY

FSU, 101 BRADDOCK ROAD, FROSTBURG, MD 21532

ADMISSIONS: 301-687-4201

FAX: 301-687-7074

E-MAIL: FSUADMISSIONS@FROSTBURG.EDU

WEBSITE: WWW.FROSTBURG.EDU

### GREEN FACTS

**Available transportation alternatives:**  
free or reduced price transit passes;  
condensed work week option for  
employees

School has formal sustainability committee	Yes
% of new construction LEED-certified	90
Waste diversion rate (%)	76
Sustainability-focused degree available	Yes
Public GHG inventory plan	Yes
% of school energy from renewable resources	10
School employs a sustainability officer	Yes

### STUDENT BODY

Total undergrad enrollment	4,631
# of applicants	3,951
% of applicants accepted	59
% of acceptees attending	35
Average HS GPA	3.2
Range SAT Critical Reading	440–530
Range SAT Math	440–540
Range SAT Writing	420–520
Range ACT Composite	18–22
% students graduating within 4 years	20
% students graduating within 6 years	45

### Most popular majors

Elementary Education and Teaching;  
Psychology; Business/Commerce

### COST

Annual in-state tuition	\$5,464
Annual out-of-state tuition	\$15,652
Required fees	\$1,972
Room and board	\$7,796
% frosh receiving any aid	72
% ugrads receiving any aid	65

## FURMAN UNIVERSITY

3300 POINSETT HIGHWAY, GREENVILLE, SC 29613

ADMISSIONS: 864-294-2034

FAX: 864-294-2018

E-MAIL: ADMISSIONS@FURMAN.EDU

WEBSITE: WWW.FURMAN.EDU

### GREEN FACTS

**Available transportation alternatives:**  
bicycle-sharing program; bicycle  
plan; condensed work week option  
for employees; adopted a policy  
prohibiting idling

% food budget spent on local/organic food	20
School has formal sustainability committee	Yes
% of new construction LEED-certified	82
Waste diversion rate (%)	51
Sustainability-focused degree available	Yes
% of graduates that took a sustainability related course	93
Public GHG inventory plan	Yes
% of school energy from renewable resources	7
School employs a sustainability officer	Yes

### STUDENT BODY

Total undergrad enrollment	2,731
# of applicants	5,043
% of applicants accepted	65
% of acceptees attending	21
Range SAT Critical Reading	550–660
Range SAT Math	550–660
Range SAT Writing	550–660
Range ACT Composite	25–30
% students graduating within 4 years	79
% students graduating within 6 years	83

### Most popular majors

Political Science and Government;  
Business/Commerce; Health  
Professions and Related Clinical  
Sciences

### COST

Annual tuition	\$45,632
Required fees	\$380
Room and board	\$11,522
% frosh receiving any aid	98
% ugrads receiving any aid	94
Average cumulative indebtedness	\$32,594

## GEORGE MASON UNIVERSITY

4400 UNIVERSITY DRIVE, FAIRFAX, VA 22030-4444

ADMISSIONS: 703-993-2400

FAX: 703-993-4622

E-MAIL: ADMISSIONS@GMU.EDU

WEBSITE: HTTPS://WWW2.GMU.EDU

### GREEN FACTS

**Available transportation alternatives:**  
bicycle-sharing program; bike stor-  
age, shower facilities, and lockers  
for bicycle commuters; bicycle plan;  
free or reduced price transit passes;  
condensed work week option for  
employees; telecommute program  
for employees; carpool/vanpool  
matching program; reduced parking  
fees for car and van poolers

School has formal sustainability committee	Yes
% of new construction LEED-certified	18
Waste diversion rate (%)	24
Sustainability-focused degree available	Yes
% of graduates that took a sustainability related course	5
Public GHG inventory plan	Yes
% of school energy from renewable resources	5
School employs a sustainability officer	Yes

### STUDENT BODY

Total undergrad enrollment	23,062
# of applicants	21,981
% of applicants accepted	69
% of acceptees attending	21
Average HS GPA	3.7
Range SAT Critical Reading	520–620
Range SAT Math	520–630
Range ACT Composite	23–29
% students graduating within 4 years	46
% students graduating within 6 years	69

### Most popular majors

Biology/Biological Sciences;  
Psychology; Accounting

### COST

Annual in-state tuition	\$7,976
Annual out-of-state tuition	\$28,622
Required fees	\$2,976
Room and board	\$10,510
% frosh receiving any aid	70
% ugrads receiving any aid	59
Average cumulative indebtedness	\$27,373



## THE GEORGE WASHINGTON UNIVERSITY

2121 EYE STREET NW, SUITE 201,  
WASHINGTON, DC 20052  
**ADMISSIONS:** 202-994-6040  
**FAX:** 202-994-0325  
**E-MAIL:** GWADM@GWU.EDU  
**WEBSITE:** WWW.GWU.EDU

### GREEN FACTS

#### Available transportation alternatives:

bicycle-sharing program; bike storage, shower facilities, and lockers for bicycle commuters; bicycle plan; free or reduced price transit passes; condensed work week option for employees; telecommute program for employees; carpool/vanpool matching program; reduced parking fees for car and van poolers; adopted a policy prohibiting idling; car sharing program

% food budget spent on local/organic food	10
School has formal sustainability committee	Yes
% of new construction LEED-certified	100
Waste diversion rate (%)	33
Sustainability-focused degree available	Yes
% of graduates that took a sustainability related course	12
Public GHG inventory plan	Yes
% of school energy from renewable resources	10
School employs a sustainability officer	Yes

### STUDENT BODY

Total undergrad enrollment	11,157
# of applicants	19,837
% of applicants accepted	46
% of acceptees attending	28
Range SAT Critical Reading	590–690
Range SAT Math	600–700
Range SAT Writing	600–690
Range ACT Composite	27–31
% students graduating within 4 years	76

#### Most popular majors

International Relations; Business Administration and Management

### COST

Annual tuition	\$48,220
Required fees	\$58
Room and board	\$14,770

## GEORGIA INSTITUTE OF TECHNOLOGY

OFFICE OF UNDERGRADUATE ADMISSIONS,  
ATLANTA, GA 30332-0320  
**ADMISSIONS:** 404-894-4154  
**FAX:** 404-894-9511  
**E-MAIL:** ADMISSION@GATECH.EDU  
**WEBSITE:** WWW.GATECH.EDU

### GREEN FACTS

#### Available transportation alternatives:

bicycle-sharing program; bike storage, shower facilities, and lockers for bicycle commuters; bicycle plan; free or reduced price transit passes; condensed work week option for employees; telecommute program for employees; carpool/vanpool matching program; reduced parking fees for car and van poolers; programs to encourage employees to live close to campus

% food budget spent on local/organic food	41
School has formal sustainability committee	Yes
% of new construction LEED-certified	100
Waste diversion rate (%)	15
Sustainability-focused degree available	Yes
% of graduates that took a sustainability related course	100
Public GHG inventory plan	Yes
School employs a sustainability officer	Yes

### STUDENT BODY

Total undergrad enrollment	14,884
# of applicants	27,277
% of applicants accepted	32
% of acceptees attending	35
Average HS GPA	4.0
Range SAT Critical Reading	630–730
Range SAT Math	680–770
Range SAT Writing	640–730
Range ACT Composite	30–33
% students graduating within 4 years	40
% students graduating within 6 years	85

#### Most popular majors

Mechanical Engineering; Industrial Engineering; Computer and Information Sciences

### COST

% frosh receiving any aid	63
% ugrads receiving any aid	72
Average cumulative indebtedness	\$25,182

## GEORGIA SOUTHERN UNIVERSITY

P.O. BOX 8024, STATESBORO, GA 30460  
**ADMISSIONS:** 912-478-5391  
**FAX:** 912-478-7240  
**E-MAIL:** ADMISSIONS@GEORGIA SOUTHERN.EDU  
**WEBSITE:** WWW.GEORGIA SOUTHERN.EDU

### GREEN FACTS

#### Available transportation alternatives:

bicycle-sharing program; bike storage, shower facilities, and lockers for bicycle commuters; bicycle plan; free or reduced price transit passes; condensed work week option for employees; telecommute program for employees; reduced parking fees for car and van poolers

% food budget spent on local/organic food	15
School has formal sustainability committee	Yes
% of new construction LEED-certified	44
Waste diversion rate (%)	12
Sustainability-focused degree available	Yes
% of graduates that took a sustainability related course	83
Public GHG inventory plan	Yes
School employs a sustainability officer	Yes

### STUDENT BODY

Total undergrad enrollment	17,963
# of applicants	10,098
% of applicants accepted	60
% of acceptees attending	57
Average HS GPA	3.3
Range SAT Critical Reading	520–590
Range SAT Math	510–590
Range SAT Writing	480–570
Range ACT Composite	21–25
% students graduating within 4 years	24
% students graduating within 6 years	50

#### Most popular majors

General Studies; Biology/Biological Sciences; Registered Nursing

### COST

Annual in-state tuition	\$5,226
Annual out-of-state tuition	\$18,444
Required fees	\$2,092
Room and board	\$9,800
% frosh receiving any aid	92
% ugrads receiving any aid	89
Average cumulative indebtedness	\$27,025

## GETTYSBURG COLLEGE

ADMISSIONS OFFICE, GETTYSBURG, PA  
17325-1484

ADMISSIONS: 717-337-6100

FAX: 717-337-6145

E-MAIL: ADMISSIONS@GETTYSBURG.EDU

WEBSITE: WWW.GETTYSBURG.EDU

### GREEN FACTS

#### Available transportation alternatives:

bike storage, shower facilities, and lockers for bicycle commuters; bicycle plan; free or reduced price transit passes; condensed work week option for employees; telecommute program for employees; carpool/vanpool matching program

% food budget spent on local/organic food	17
School has formal sustainability committee	Yes
% of new construction LEED-certified	20
Waste diversion rate (%)	4
Sustainability-focused degree available	Yes
% of graduates that took a sustainability related course	6
Public GHG inventory plan	Yes
% of school energy from renewable resources	22

### STUDENT BODY

Total undergrad enrollment	2,454
# of applicants	6,386
% of applicants accepted	40
% of acceptees attending	28
Range SAT Critical Reading	600–670
Range SAT Math	610–680
% students graduating within 4 years	80

#### Most popular majors

Psychology; Political Science and Government; Business/Commerce

### COST

Annual tuition	\$49,140
Room and board	\$11,730
% frosh receiving any aid	60
% ugrads receiving any aid	60
Average cumulative indebtedness	\$30,544

## GODDARD COLLEGE

123 PITKIN ROAD, PLAINFIELD, VT 05667

ADMISSIONS: 802-454-8311

FAX: 802-454-1029

E-MAIL: ADMISSIONS@GODDARD.EDU

WEBSITE: WWW.GODDARD.EDU

### GREEN FACTS

#### Available transportation alternatives:

bicycle-sharing program; bike storage, shower facilities, and lockers for bicycle commuters; telecommute program for employees

% food budget spent on local/organic food	100
School has formal sustainability committee	Yes
Waste diversion rate (%)	0
Sustainability-focused degree available	No
Public GHG inventory plan	Yes
% of school energy from renewable resources	0
School employs a sustainability officer	Yes

### STUDENT BODY

Total undergrad enrollment	188
# of applicants	5
% of applicants accepted	80
% of acceptees attending	50

### COST

Annual tuition	\$15,978
Required fees	\$96

## GONZAGA UNIVERSITY

502 E. BOONE AVENUE, SPOKANE, WA  
99258

ADMISSIONS: 509-313-6572

FAX: 509-313-5780

E-MAIL: ADMISSIONS@GONZAGA.EDU

WEBSITE: WWW.GONZAGA.EDU

### GREEN FACTS

#### Available transportation alternatives:

bicycle-sharing program; bike storage, shower facilities, and lockers for bicycle commuters; bicycle plan; free or reduced price transit passes; condensed work week option for employees; telecommute program for employees; carpool/vanpool matching program; reduced parking fees for car and van poolers; adopted a policy prohibiting idling; car sharing program

% food budget spent on local/organic food	13
School has formal sustainability committee	Yes
% of new construction LEED-certified	100
Waste diversion rate (%)	87
Sustainability-focused degree available	Yes
% of graduates that took a sustainability related course	7
Public GHG inventory plan	Yes
% of school energy from renewable resources	15

### STUDENT BODY

Total undergrad enrollment	5,041
# of applicants	6,729
% of applicants accepted	73
% of acceptees attending	27
Average HS GPA	3.7
Range SAT Critical Reading	540–640
Range SAT Math	550–650
Range ACT Composite	25–29
% students graduating within 4 years	73
% students graduating within 6 years	83

#### Most popular majors

Business/Commerce; Psychology; Biology

### COST

Annual tuition	\$38,980
Required fees	\$750
Room and board	\$11,158
% frosh receiving any aid	99
% ugrads receiving any aid	98
Average cumulative indebtedness	\$29,459



## GORDON COLLEGE

255 GRAPEVINE ROAD, WENHAM, MA  
01984-1899  
ADMISSIONS: 978-867-4218  
FAX: 978-867-4682  
E-MAIL: ADMISSIONS@GORDON.EDU  
WEBSITE: WWW.GORDON.EDU

### GREEN FACTS

**Available transportation alternatives:**  
bike storage, shower facilities, and lockers for bicycle commuters;  
bicycle plan; free or reduced price transit passes; condensed work week option for employees;  
telecommute program for employees; programs to encourage employees to live close to campus;  
adopted a policy prohibiting idling; car sharing program

% food budget spent on local/organic food	15
School has formal sustainability committee	Yes
% of new construction LEED-certified	0
Waste diversion rate (%)	25
Sustainability-focused degree available	Yes
% of graduates that took a sustainability related course	81
% of school energy from renewable resources	62
School employs a sustainability officer	Yes

### STUDENT BODY

Total undergrad enrollment	1,694
# of applicants	1,832
% of applicants accepted	93
% of acceptees attending	26
Average HS GPA	3.6
Range SAT Critical Reading	480–620
Range SAT Math	470–610
Range SAT Writing	460–620
Range ACT Composite	23–29
% students graduating within 4 years	61
% students graduating within 6 years	69

**Most popular majors**  
English Language and Literature;  
Psychology; Business/Commerce

### COST

Annual tuition	\$34,528
Required fees	\$1,532
Room and board	\$10,412
% frosh receiving any aid	99
% ugrads receiving any aid	99
Average cumulative indebtedness	\$35,435

## GOSHEN COLLEGE

1700 SOUTH MAIN STREET, GOSHEN, IN  
46526-4794  
ADMISSIONS: 574-535-7535  
FAX: 574-535-7609  
E-MAIL: ADMISSION@GOSHEN.EDU  
WEBSITE: WWW.GOSHEN.EDU

### GREEN FACTS

**Available transportation alternatives:**  
bike storage, shower facilities, and lockers for bicycle commuters

% food budget spent on local/organic food	30
School has formal sustainability committee	Yes
% of new construction LEED-certified	0
Waste diversion rate (%)	18
Sustainability-focused degree available	Yes
% of graduates that took a sustainability related course	20
% of school energy from renewable resources	6
School employs a sustainability officer	Yes

### STUDENT BODY

Total undergrad enrollment	774
# of applicants	900
% of applicants accepted	54
% of acceptees attending	33
Average HS GPA	3.5
Range SAT Critical Reading	475–620
Range SAT Math	500–635
Range SAT Writing	450–610
Range ACT Composite	21–28
% students graduating within 4 years	56
% students graduating within 6 years	72

**Most popular majors**  
Biology/Biological Sciences;  
Registered Nursing; Music

### COST

Annual tuition	\$29,700
Room and board	\$9,700
% frosh receiving any aid	100
% ugrads receiving any aid	99

## GOUCHER COLLEGE

1021 DULANEY VALLEY ROAD, BALTIMORE, MD 21204-2794  
ADMISSIONS: 410-337-6100  
FAX: 410-337-6354  
E-MAIL: ADMISSIONS@GOUCHER.EDU  
WEBSITE: WWW.GOUCHER.EDU

### GREEN FACTS

**Available transportation alternatives:**  
bike storage, shower facilities, and lockers for bicycle commuters; bicycle plan; free or reduced price transit passes; condensed work week option for employees; telecommute program for employees; adopted a policy prohibiting idling; car sharing program

% food budget spent on local/organic food	30
School has formal sustainability committee	Yes
% of new construction LEED-certified	100
Waste diversion rate (%)	11
Sustainability-focused degree available	No
% of graduates that took a sustainability related course	100
Public GHG inventory plan	Yes
% of school energy from renewable resources	0
School employs a sustainability officer	Yes

### STUDENT BODY

Total undergrad enrollment	1,478
# of applicants	3,577
% of applicants accepted	78
% of acceptees attending	14
Average HS GPA	3.2
Range SAT Critical Reading	500–630
Range SAT Math	480–590
Range SAT Writing	500–610
Range ACT Composite	23–28
% students graduating within 4 years	57
% students graduating within 6 years	69

**Most popular majors**  
Psychology; English Language and Literature; Business Administration and Management

### COST

Annual tuition	\$42,600
Required fees	\$816
Room and board	\$12,300
% frosh receiving any aid	99
% ugrads receiving any aid	93
Average cumulative indebtedness	\$32,190

## GRAND VALLEY STATE UNIVERSITY

1 CAMPUS DRIVE, ALLENDALE, MI 49401  
**ADMISSIONS:** 616-331-2025  
**FAX:** 616-331-2000  
**E-MAIL:** ADMISSIONS@GVSU.EDU  
**WEBSITE:** WWW.GVSU.EDU

### GREEN FACTS

#### Available transportation alternatives:

bicycle-sharing program; bike storage, shower facilities, and lockers for bicycle commuters; bicycle plan; free or reduced price transit passes; condensed work week option for employees; telecommute program for employees; carpool/vanpool matching program; reduced parking fees for car and van poolers; adopted a policy prohibiting idling

% food budget spent on local/organic food	24
School has formal sustainability committee	Yes
% of new construction LEED-certified	70
Waste diversion rate (%)	50
Sustainability-focused degree available	Yes
% of graduates that took a sustainability related course	2
Public GHG inventory plan	Yes
% of school energy from renewable resources	1
School employs a sustainability officer	Yes

### STUDENT BODY

Total undergrad enrollment	21,971
# of applicants	16,987
% of applicants accepted	81
% of acceptees attending	30
Average HS GPA	3.5
Range ACT Composite	21–26

#### Most popular majors

Health Services/Allied Health/Health Sciences; Business/Commerce

### COST

Annual in-state tuition	\$11,648
Annual out-of-state tuition	\$16,344
Room and board	\$8,360
% frosh receiving any aid	86
% ugrads receiving any aid	83
Average cumulative indebtedness	\$29,656

## GREEN MOUNTAIN COLLEGE

ONE BRENNAN CIRCLE, POULTNEY, VT 05764-1199  
**ADMISSIONS:** 802-287-8000  
**FAX:** 802-287-8099  
**E-MAIL:** ADMISS@GREENMTN.EDU  
**WEBSITE:** WWW.GREENMTN.EDU

### GREEN FACTS

#### Available transportation alternatives:

bicycle-sharing program; bike storage, shower facilities, and lockers for bicycle commuters; bicycle plan; free or reduced price transit passes; condensed work week option for employees

% food budget spent on local/organic food	27
School has formal sustainability committee	Yes
% of new construction LEED-certified	0
Waste diversion rate (%)	50
Sustainability-focused degree available	Yes
% of graduates that took a sustainability related course	100
Public GHG inventory plan	Yes
% of school energy from renewable resources	69
School employs a sustainability officer	Yes

### STUDENT BODY

Total undergrad enrollment	597
# of applicants	825
% of applicants accepted	66
% of acceptees attending	24
Range SAT Critical Reading	480–590
Range SAT Math	460–530
Range SAT Writing	430–580
Range ACT Composite	18–24
% students graduating within 4 years	34
% students graduating within 6 years	38

#### Most popular majors

Environmental Studies; Parks, Recreation and Leisure Studies; Agroecology and Sustainable Agriculture

### COST

Annual tuition	\$33,898
Required fees	\$1,442
Room and board	\$11,492
% frosh receiving any aid	96
% ugrads receiving any aid	94
Average cumulative indebtedness	\$38,701

## GUILFORD COLLEGE

5800 WEST FRIENDLY AVENUE, GREENSBORO, NC 27410  
**ADMISSIONS:** 336-316-2100  
**FAX:** 336-316-2954  
**E-MAIL:** ADMISSION@GUILFORD.EDU  
**WEBSITE:** WWW.GUILFORD.EDU

### GREEN FACTS

#### Available transportation alternatives:

bicycle-sharing program; programs to encourage employees to live close to campus

% food budget spent on local/organic food	42
School has formal sustainability committee	Yes
% of new construction LEED-certified	0
Waste diversion rate (%)	56
Sustainability-focused degree available	Yes
% of graduates that took a sustainability related course	3
Public GHG inventory plan	Yes
% of school energy from renewable resources	1
School employs a sustainability officer	Yes

### STUDENT BODY

Total undergrad enrollment	2,137
# of applicants	3,001
% of applicants accepted	62
% of acceptees attending	19
Average HS GPA	3.1
Range SAT Critical Reading	450–590
Range SAT Math	460–580
Range SAT Writing	430–560
Range ACT Composite	19–26
% students graduating within 4 years	50

#### Most popular majors

Psychology; Criminal Justice/Safety Studies; Business Administration and Management

### COST

Annual tuition	\$33,050
Required fees	\$380
Room and board	\$9,370
% frosh receiving any aid	98
% ugrads receiving any aid	86



## HAMPSHIRE COLLEGE

ADMISSIONS OFFICE, AMHERST, MA  
01002

ADMISSIONS: 413-559-5471  
FAX: 413-559-5631

E-MAIL: ADMISSIONS@HAMPSHIRE.EDU  
WEBSITE: HTTPS://WWW.HAMPSHIRE.EDU/

### GREEN FACTS

**Available transportation alternatives:**  
bicycle-sharing program; bike storage, shower facilities, and lockers for bicycle commuters; free or reduced price transit passes; condensed work week option for employees; telecommute program for employees; carpool/vanpool matching program; reduced parking fees for car and van poolers; adopted a policy prohibiting idling

% food budget spent on local/organic food	30
School has formal sustainability committee	Yes
% of new construction LEED-certified	85
Waste diversion rate (%)	45
Sustainability-focused degree available	Yes
% of graduates that took a sustainability related course	9
% of school energy from renewable resources	0
School employs a sustainability officer	Yes

### STUDENT BODY

Total undergrad enrollment	1,376
# of applicants	2,671
% of applicants accepted	67
% of acceptees attending	19
Average HS GPA	3.5
Range SAT Critical Reading	580–700
Range SAT Math	530–660
Range SAT Writing	560–670
Range ACT Composite	25–30
% students graduating within 4 years	63
% students graduating within 6 years	74

### Most popular majors

Film/Video and Photographic Arts;  
Creative Writing; Cultural Studies/  
Critical Theory and Analysis

### COST

Annual tuition	\$47,620
Required fees	\$1,380
Room and board	\$12,950
% frosh receiving any aid	70
% ugrads receiving any aid	76

## HARVARD COLLEGE

86 BRATTLE STREET, CAMBRIDGE, MA  
02138

ADMISSIONS: 617-495-1551  
FAX: 617-495-8821

E-MAIL: COLLEGE@FAS.HARVARD.EDU  
WEBSITE: WWW.COLLEGE.HARVARD.EDU

### GREEN FACTS

**Available transportation alternatives:**  
bicycle-sharing program; bike storage, shower facilities, and lockers for bicycle commuters; bicycle plan; free or reduced price transit passes; condensed work week option for employees; telecommute program for employees; carpool/vanpool matching program; reduced parking fees for car and van poolers

% food budget spent on local/organic food	32
School has formal sustainability committee	Yes
% of new construction LEED-certified	64
Waste diversion rate (%)	49
Sustainability-focused degree available	Yes
% of graduates that took a sustainability related course	21
Public GHG inventory plan	Yes
% of school energy from renewable resources	6
School employs a sustainability officer	Yes

### STUDENT BODY

Total undergrad enrollment	6,699
# of applicants	37,307
% of applicants accepted	6
% of acceptees attending	80
Average HS GPA	4.1
Range SAT Critical Reading	700–800
Range SAT Math	700–800
Range SAT Writing	710–790
Range ACT Composite	32–35
% students graduating within 4 years	86
% students graduating within 6 years	98

### Most popular majors

Political Science and Government;  
Economics; Social Sciences

### COST

Annual tuition	\$41,632
Required fees	\$3,646
Room and board	\$15,381
% frosh receiving any aid	54
% ugrads receiving any aid	56
Average cumulative indebtedness	\$16,723

## HAVERFORD COLLEGE

370 LANCASTER AVENUE, HAVERFORD, PA  
19041

ADMISSIONS: 610-896-1350  
FAX: 610-896-1338

E-MAIL: ADMISSION@HAVERFORD.EDU  
WEBSITE: WWW.HAVERFORD.EDU

### GREEN FACTS

**Available transportation alternatives:**  
bike storage, shower facilities, and lockers for bicycle commuters; bicycle plan; free or reduced price transit passes; condensed work week option for employees; telecommute program for employees; programs to encourage employees to live close to campus; adopted a policy prohibiting idling; car sharing program

% food budget spent on local/organic food	20
School has formal sustainability committee	Yes
% of new construction LEED-certified	0
Waste diversion rate (%)	10
Sustainability-focused degree available	No
Public GHG inventory plan	Yes
% of school energy from renewable resources	36
School employs a sustainability officer	Yes

### STUDENT BODY

Total undergrad enrollment	1,233
# of applicants	3,467
% of applicants accepted	25
% of acceptees attending	41
Range SAT Critical Reading	660–760
Range SAT Math	660–770
Range SAT Writing	670–770
Range ACT Composite	31–34
% students graduating within 4 years	85
% students graduating within 6 years	90

### Most popular majors

Biology/Biological Sciences; English  
Language and Literature;  
Psychology

### COST

% frosh receiving any aid	51
% ugrads receiving any aid	51
Average cumulative indebtedness	\$14,750

## HOBART AND WILLIAM SMITH COLLEGES

629 SOUTH MAIN STREET, GENEVA, NY 14456

ADMISSIONS: 315-781-3622

FAX: 315-781-3914

E-MAIL: ADMISSIONS@HWS.EDU

WEBSITE: WWW.HWS.EDU

## HUMBOLDT STATE UNIVERSITY

1 HARPST STREET, ARCATA, CA 95521-8299

ADMISSIONS: 707-826-4402

FAX: 707-826-6190

E-MAIL: HSUINFO@HUMBOLDT.EDU

WEBSITE: WWW.HUMBOLDT.EDU

## INDIANA STATE UNIVERSITY

OFFICE OF ADMISSIONS, 318 N 6TH ST, TERRE HAUTE, IN 47809

ADMISSIONS: 812-237-2121

FAX: 812-237-8023

E-MAIL: ADMISSIONS@INDSTATE.EDU

WEBSITE: WWW.INDSTATE.EDU

### GREEN FACTS

#### Available transportation alternatives:

bicycle-sharing program; bike storage, shower facilities, and lockers for bicycle commuters; bicycle plan; free or reduced price transit passes; condensed work week option for employees; carpool/vanpool matching program; adopted a policy prohibiting idling; car sharing program

% food budget spent on local/organic food	3
School has formal sustainability committee	Yes
% of new construction LEED-certified	0
Waste diversion rate (%)	29
Sustainability-focused degree available	Yes
% of graduates that took a sustainability related course	14
Public GHG inventory plan	Yes
% of school energy from renewable resources	31
School employs a sustainability officer	Yes

### STUDENT BODY

Total undergrad enrollment	2,344
# of applicants	4,488
% of applicants accepted	57
% of acceptees attending	25
Average HS GPA	3.4
Range SAT Critical Reading	570-670
Range SAT Math	600-670
Range ACT Composite	26-30
% students graduating within 4 years	76

#### Most popular majors

Economics; Political Science and Government; Psychology

### COST

Annual tuition	\$46,582
Required fees	\$1,056
Room and board	\$12,126
% frosh receiving any aid	90
% ugrads receiving any aid	88
Average cumulative indebtedness	\$34,504

### GREEN FACTS

#### Available transportation alternatives:

bike storage, shower facilities, and lockers for bicycle commuters; bicycle plan; free or reduced price transit passes; condensed work week option for employees; reduced parking fees for car and van poolers; car sharing program

% food budget spent on local/organic food	17
School has formal sustainability committee	Yes
% of new construction LEED-certified	0
Waste diversion rate (%)	60
Sustainability-focused degree available	No
% of graduates that took a sustainability related course	61
Public GHG inventory plan	Yes
School employs a sustainability officer	Yes

### STUDENT BODY

Total undergrad enrollment	8,242
# of applicants	13,017
% of applicants accepted	75
% of acceptees attending	15
Average HS GPA	3.3
Range SAT Critical Reading	440-560
Range SAT Math	430-550
Range SAT Writing	430-540
Range ACT Composite	18-24
% students graduating within 4 years	16
% students graduating within 6 years	46

#### Most popular majors

Biology/Biological Sciences; Business Administration and Management; Psychology

### COST

Annual in-state tuition	\$5,472
Annual out-of-state tuition	\$16,632
Required fees	\$1,692
Room and board	\$12,114
% frosh receiving any aid	72
% ugrads receiving any aid	74
Average cumulative indebtedness	\$24,675

### GREEN FACTS

#### Available transportation alternatives:

free or reduced price transit passes; condensed work week option for employees; car sharing program

% food budget spent on local/organic food	18
School has formal sustainability committee	Yes
% of new construction LEED-certified	0
Waste diversion rate (%)	74
Sustainability-focused degree available	Yes
% of graduates that took a sustainability related course	1
% of school energy from renewable resources	0
School employs a sustainability officer	Yes

### STUDENT BODY

Total undergrad enrollment	11,257
# of applicants	11,819
% of applicants accepted	85
% of acceptees attending	28
Average HS GPA	3.1
Range SAT Critical Reading	400-510
Range SAT Math	400-510
Range SAT Writing	390-490
Range ACT Composite	16-22
% students graduating within 4 years	17
% students graduating within 6 years	35

#### Most popular majors

Business Administration and Management; Criminology; Registered Nursing

### COST

Annual in-state tuition	\$8,380
Annual out-of-state tuition	\$18,508
Required fees	\$200
Room and board	\$9,000
% frosh receiving any aid	76
% ugrads receiving any aid	69
Average cumulative indebtedness	\$27,457



## INDIANA UNIVERSITY— BLOOMINGTON

300 NORTH JORDAN AVENUE,  
BLOOMINGTON, IN 47405-1106

ADMISSIONS: 812-855-0661

FAX: 812-855-5102

E-MAIL: IUADMIT@INDIANA.EDU

WEBSITE: WWW.IUB.EDU

### GREEN FACTS

#### Available transportation alternatives:

bicycle-sharing program; bike storage, shower facilities, and lockers for bicycle commuters; bicycle plan; free or reduced price transit passes; condensed work week option for employees

% food budget spent on local/organic food	5
School has formal sustainability committee	Yes
% of new construction LEED-certified	100
Waste diversion rate (%)	35
Sustainability-focused degree available	Yes
% of graduates that took a sustainability related course	68
Public GHG inventory plan	Yes
% of school energy from renewable resources	1
School employs a sustainability officer	Yes

### STUDENT BODY

Total undergrad enrollment	38,364
# of applicants	34,483
% of applicants accepted	78
% of acceptees attending	29
Average HS GPA	3.6
Range SAT Critical Reading	520–630
Range SAT Math	540–660
Range SAT Writing	510–620
Range ACT Composite	24–30
% students graduating within 4 years	60
% students graduating within 6 years	77

#### Most popular majors

Business/Commerce; Kinesiology and Exercise Science; Public Administration

### COST

Annual in-state tuition	\$9,087
Annual out-of-state tuition	\$32,945
Required fees	\$1,301
% frosh receiving any aid	72
% ugrads receiving any aid	75
Average cumulative indebtedness	\$27,681

## INDIANA UNIVERSITY— PURDUE UNIVERSITY

### INDIANAPOLIS

420 N UNIVERSITY BOULEVARD,  
INDIANAPOLIS, IN 46202

ADMISSIONS: 317-274-4591

FAX: 317-278-1862

E-MAIL: APPLY@IUPUI.EDU

WEBSITE: WWW.IUPUI.EDU

### GREEN FACTS

#### Available transportation alternatives:

bicycle-sharing program; bike storage, shower facilities, and lockers for bicycle commuters; bicycle plan; free or reduced price transit passes; carpool/vanpool matching program; reduced parking fees for car and van poolers; adopted a policy prohibiting idling; car sharing program

% food budget spent on local/organic food	0
School has formal sustainability committee	Yes
Waste diversion rate (%)	0
Sustainability-focused degree available	No
% of school energy from renewable resources	0
School employs a sustainability officer	Yes

### STUDENT BODY

Total undergrad enrollment	21,985
# of applicants	13,529
% of applicants accepted	70
% of acceptees attending	42
Average HS GPA	3.4
Range SAT Critical Reading	440–560
Range SAT Math	450–560
Range SAT Writing	430–540
Range ACT Composite	19–25
% students graduating within 4 years	19
% students graduating within 6 years	45

#### Most popular majors

Registered Nursing; Business/Commerce; Psychology

### COST

Annual in-state tuition	\$8,141
Annual out-of-state tuition	\$28,727
Required fees	\$1,064
% frosh receiving any aid	89
% ugrads receiving any aid	83
Average cumulative indebtedness	\$30,318

## IOWA STATE UNIVERSITY

100 ENROLLMENT SERVICES CENTER,  
AMES, IA 50011-2011

ADMISSIONS: 515-294-5836

FAX: 515-294-2592

E-MAIL: ADMISSIONS@IASTATE.EDU

WEBSITE: WWW.IASTATE.EDU

### GREEN FACTS

#### Available transportation alternatives:

bicycle plan; free or reduced price transit passes; condensed work week option for employees; tele-commute program for employees; carpool/vanpool matching program

% food budget spent on local/organic food	15
School has formal sustainability committee	Yes
% of new construction LEED-certified	63
Waste diversion rate (%)	74
Sustainability-focused degree available	Yes
% of graduates that took a sustainability related course	89
Public GHG inventory plan	Yes
% of school energy from renewable resources	40
School employs a sustainability officer	Yes

### STUDENT BODY

Total undergrad enrollment	30,034
# of applicants	19,164
% of applicants accepted	87
% of acceptees attending	37
Average HS GPA	3.5
Range SAT Critical Reading	460–620
Range SAT Math	500–640
Range ACT Composite	22–28
% students graduating within 4 years	41
% students graduating within 6 years	71

#### Most popular majors

Mechanical Engineering; Kinesiology and Exercise Science; Finance

### COST

Annual in-state tuition	\$6,648
Annual out-of-state tuition	\$19,768
Required fees	\$1,088
Room and board	\$8,070
% frosh receiving any aid	88
% ugrads receiving any aid	79
Average cumulative indebtedness	\$27,571

## ITHACA COLLEGE

ITHACA COLLEGE, OFFICE OF ADMISSION,  
ITHACA, NY 14850-7002  
ADMISSIONS: 607-274-3124  
FAX: 607-274-1900  
E-MAIL: ADMISSION@ITHACA.EDU  
WEBSITE: WWW.ITHACA.EDU

### GREEN FACTS

#### Available transportation alternatives:

bicycle-sharing program; free or reduced price transit passes; condensed work week option for employees; telecommute program for employees; reduced parking fees for car and van poolers; adopted a policy prohibiting idling; car sharing program

% food budget spent on local/organic food	15
School has formal sustainability committee	No
% of new construction LEED-certified	100
Waste diversion rate (%)	47
Sustainability-focused degree available	No
% of graduates that took a sustainability related course	2
Public GHG inventory plan	Yes
% of school energy from renewable resources	0
School employs a sustainability officer	Yes

### STUDENT BODY

Total undergrad enrollment	6,323
# of applicants	16,519
% of applicants accepted	67
% of acceptees attending	16
Range SAT Critical Reading	550-640
Range SAT Math	550-630
Range SAT Writing	560-640
Range ACT Composite	24-29
% students graduating within 4 years	69
% students graduating within 6 years	76

#### Most popular majors

Radio and Television; Music; Business Administration, Management and Operations

### COST

Annual tuition	\$40,658
Room and board	\$14,674
% frosh receiving any aid	96
% ugrads receiving any aid	93
Average cumulative indebtedness	\$39,771

## JAMES MADISON UNIVERSITY

SONNER HALL, HARRISONBURG, VA 22807  
ADMISSIONS: 540-568-5681  
FAX: 540-568-3332  
E-MAIL: ADMISSIONS@JMU.EDU  
WEBSITE: WWW.JMU.EDU

### GREEN FACTS

#### Available transportation alternatives:

bicycle-sharing program; free or reduced price transit passes; condensed work week option for employees; telecommute program for employees; carpool/vanpool matching program; reduced parking fees for car and van poolers; car sharing program

% food budget spent on local/organic food	20
School has formal sustainability committee	Yes
% of new construction LEED-certified	100
Waste diversion rate (%)	43
Sustainability-focused degree available	Yes
% of graduates that took a sustainability related course	4
% of school energy from renewable resources	2
School employs a sustainability officer	Yes

### STUDENT BODY

Total undergrad enrollment	19,396
# of applicants	21,439
% of applicants accepted	73
% of acceptees attending	28
Range SAT Critical Reading	520-610
Range SAT Math	520-610
Range ACT Composite	23-27
% students graduating within 4 years	66
% students graduating within 6 years	83

#### Most popular majors

Community Health Services; Speech Communication and Rhetoric; Psychology

### COST

Annual in-state tuition	\$5,724
Annual out-of-state tuition	\$20,848
Required fees	\$4,294
Room and board	\$9,396
% frosh receiving any aid	59
% ugrads receiving any aid	56
Average cumulative indebtedness	\$25,677

## JOHN CARROLL UNIVERSITY

1 JOHN CARROLL BOULEVARD, UNIVERSITY HEIGHTS, OH 44118-4581  
ADMISSIONS: 216-397-4294  
FAX: 216-397-4981  
WEBSITE: HTTP://SITES.JCU.EDU

### GREEN FACTS

Available transportation alternatives: bicycle-sharing program; bicycle plan; free or reduced price transit passes; condensed work week option for employees; adopted a policy prohibiting idling; car sharing program

% food budget spent on local/organic food	65
School has formal sustainability committee	Yes
% of new construction LEED-certified	100
Waste diversion rate (%)	0
Sustainability-focused degree available	Yes
% of graduates that took a sustainability related course	0
Public GHG inventory plan	No
% of school energy from renewable resources	1
School employs a sustainability officer	No

### STUDENT BODY

Total undergrad enrollment	3,125
# of applicants	3,873
% of applicants accepted	83
% of acceptees attending	25
Average HS GPA	3.5
Range SAT Critical Reading	500-590
Range SAT Math	500-610
Range SAT Writing	480-590
Range ACT Composite	22-27
% students graduating within 4 years	60

#### Most popular majors

Speech Communication and Rhetoric; Psychology; Marketing

### COST

Annual tuition	\$35,930
Required fees	\$1,250
Room and board	\$10,920
% frosh receiving any aid	100
% ugrads receiving any aid	95



## JOHNS HOPKINS UNIVERSITY

3400 NORTH CHARLES STREET,  
BALTIMORE, MD 21218  
ADMISSIONS: 410-516-8171  
FAX: 410-516-6025  
E-MAIL: GOTOJHU@JHU.EDU  
WEBSITE: WWW.JHU.EDU

### GREEN FACTS

**Available transportation alternatives:**  
bicycle-sharing program; bike storage, shower facilities, and lockers for bicycle commuters; free or reduced price transit passes; condensed work week option for employees; telecommute program for employees; carpool/vanpool matching program; programs to encourage employees to live close to campus; adopted a policy prohibiting idling; car sharing program

% food budget spent on local/organic food	50
School has formal sustainability committee	No
% of new construction LEED-certified	85
Waste diversion rate (%)	45
Sustainability-focused degree available	No
% of graduates that took a sustainability related course	1
Public GHG inventory plan	Yes
% of school energy from renewable resources	0
School employs a sustainability officer	Yes

### STUDENT BODY

Total undergrad enrollment	5,386
# of applicants	24,716
% of applicants accepted	13
% of acceptees attending	40
Average HS GPA	3.9
Range SAT Critical Reading	690–760
Range SAT Math	710–790
Range SAT Writing	690–770
Range ACT Composite	32–34
% students graduating within 4 years	88
% students graduating within 6 years	94

**Most popular majors**  
Bioengineering and Biomedical Engineering; Neuroscience

### COST

Average cumulative indebtedness	\$24,702
---------------------------------	----------

## KEENE STATE COLLEGE

229 MAIN STREET, KEENE, NH  
03435-2604  
ADMISSIONS: 603-358-2276  
FAX: 603-358-2767  
E-MAIL: ADMISSIONS@KEENE.EDU  
WEBSITE: WWW.KEENE.EDU

### GREEN FACTS

**Available transportation alternatives:**  
bicycle-sharing program; bike storage, shower facilities, and lockers for bicycle commuters; free or reduced price transit passes; condensed work week option for employees; telecommute program for employees; carpool/vanpool matching program; reduced parking fees for car and van poolers

% food budget spent on local/organic food	18
School has formal sustainability committee	Yes
% of new construction LEED-certified	84
Waste diversion rate (%)	30
Sustainability-focused degree available	Yes
% of graduates that took a sustainability related course	6
School employs a sustainability officer	Yes

### STUDENT BODY

Total undergrad enrollment	4,259
# of applicants	5,674
% of applicants accepted	79
% of acceptees attending	21
Average HS GPA	3.1
Range SAT Critical Reading	440–550
Range SAT Math	440–550
Range SAT Writing	440–540
Range ACT Composite	19–24
% students graduating within 4 years	53
% students graduating within 6 years	63

**Most popular majors**  
Elementary Education and Teaching; Occupational Safety and Health Technology/Technician; Business Administration and Management

### COST

Annual in-state tuition	\$10,700
Annual out-of-state tuition	\$18,880
Required fees	\$2,528
Room and board	\$9,712
% frosh receiving any aid	94
% ugrads receiving any aid	89
Average cumulative indebtedness	\$38,971

## KENNESAW STATE UNIVERSITY

3391 TOWN POINT DRIVE, SUITE 1000,  
KENNESAW, GA 30144-5591  
ADMISSIONS: 770-423-6300  
FAX: 470-578-9169  
E-MAIL: KSUADMIT@KENNESAW.EDU  
WEBSITE: WWW.KENNESAW.EDU

### GREEN FACTS

**Available transportation alternatives:**  
bicycle-sharing program; bike storage, shower facilities, and lockers for bicycle commuters; free or reduced price transit passes; condensed work week option for employees; telecommute program for employees; carpool/vanpool matching program; reduced parking fees for car and van poolers; adopted a policy prohibiting idling; car sharing program

% food budget spent on local/organic food	40
School has formal sustainability committee	Yes
% of new construction LEED-certified	100
Waste diversion rate (%)	13
Sustainability-focused degree available	No
% of graduates that took a sustainability related course	76
Public GHG inventory plan	Yes
% of school energy from renewable resources	0
School employs a sustainability officer	Yes

### STUDENT BODY

Total undergrad enrollment	30,480
# of applicants	14,215
% of applicants accepted	59
% of acceptees attending	60
Average HS GPA	3.3
Range SAT Critical Reading	510–590
Range SAT Math	500–590
Range SAT Writing	470–570
Range ACT Composite	21–25
% students graduating within 4 years	15
% students graduating within 6 years	42

**Most popular majors**  
Registered Nursing; Psychology; Speech Communication and Rhetoric

### COST

Annual in-state tuition	\$5,320
Annual out-of-state tuition	\$18,776

## KENT STATE UNIVERSITY—KENT CAMPUS

161 MICHAEL SCHWARTZ CENTER, KENT,  
OH 44242-0001  
**ADMISSIONS:** 330-672-2444  
**FAX:** 330-672-2499  
**E-MAIL:** KENTADM@KENT.EDU  
**WEBSITE:** WWW.KENT.EDU

### GREEN FACTS

#### Available transportation alternatives:

bicycle-sharing program; free or reduced price transit passes; car sharing program	
School has formal sustainability committee	Yes
% of new construction LEED-certified	60
Waste diversion rate (%)	34
Sustainability-focused degree available	Yes
% of school energy from renewable resources	0
School employs a sustainability officer	Yes

### STUDENT BODY

Total undergrad enrollment	23,607
# of applicants	15,772
% of applicants accepted	85
% of acceptees attending	32
Average HS GPA	3.4
Range SAT Critical Reading	480–580
Range SAT Math	470–580
Range SAT Writing	460–560
Range ACT Composite	21–25
% students graduating within 4 years	32
% students graduating within 6 years	56

#### Most popular majors

Business Administration and Management; Psychology; Registered Nursing

### COST

Average cumulative indebtedness	\$36,538
---------------------------------	----------

## KENYON COLLEGE

KENYON COLLEGE ADMISSIONS OFFICE,  
GAMBIER, OH 43022-9623  
**ADMISSIONS:** 740-427-5776  
**FAX:** 740-427-5770  
**E-MAIL:** ADMISSIONS@KENYON.EDU  
**WEBSITE:** WWW.KENYON.EDU

### GREEN FACTS

#### Available transportation alternatives:

bicycle-sharing program; free or reduced price transit passes; condensed work week option for employees; telecommute program for employees; programs to encourage employees to live close to campus; car sharing program	
% food budget spent on local/organic food	40
School has formal sustainability committee	Yes
Public GHG inventory plan	Yes
% of school energy from renewable resources	0
School employs a sustainability officer	Yes

### STUDENT BODY

Total undergrad enrollment	1,698
# of applicants	7,076
% of applicants accepted	24
% of acceptees attending	29
Average HS GPA	4.0
Range SAT Critical Reading	630–730
Range SAT Math	610–690
Range SAT Writing	620–720
Range ACT Composite	28–32
% students graduating within 4 years	84
% students graduating within 6 years	88

#### Most popular majors

Economics; Psychology; English Language and Literature

### COST

Annual tuition	\$49,220
Required fees	\$1,980
Room and board	\$12,130
% frosh receiving any aid	53
% ugrads receiving any aid	42
Average cumulative indebtedness	\$27,000

## KNOX COLLEGE

2 EAST SOUTH STREET, CAMPUS BOX 148,  
GALESBURG, IL 61401  
**ADMISSIONS:** 309-341-7100  
**FAX:** 309-341-7070  
**E-MAIL:** ADMISSION@KNOX.EDU  
**WEBSITE:** WWW.KNOX.EDU

### GREEN FACTS

#### Available transportation alternatives:

bicycle-sharing program; bike storage, shower facilities, and lockers for bicycle commuters; condensed work week option for employees; telecommute program for employees; adopted a policy prohibiting idling	
% food budget spent on local/organic food	3
School has formal sustainability committee	Yes
Waste diversion rate (%)	32
Sustainability-focused degree available	Yes
% of graduates that took a sustainability related course	9
Public GHG inventory plan	Yes
% of school energy from renewable resources	4
School employs a sustainability officer	Yes

### STUDENT BODY

Total undergrad enrollment	1,397
# of applicants	3,445
% of applicants accepted	64
% of acceptees attending	18
Range SAT Critical Reading	580–630
Range SAT Math	590–660
Range SAT Writing	580–630
Range ACT Composite	23–29
% students graduating within 4 years	71
% students graduating within 6 years	77

#### Most popular majors

Creative Writing; Economics; Psychology

### COST

Annual tuition	\$41,094
Required fees	\$753
Room and board	\$9,012
% frosh receiving any aid	99
% ugrads receiving any aid	98
Average cumulative indebtedness	\$32,644



## LAFAYETTE COLLEGE

730 HIGH STREET, EASTON, PA 18042  
**ADMISSIONS:** 610-330-5100  
**FAX:** 610-330-5355  
**E-MAIL:** ADMISSIONS@LAFAYETTE.EDU  
**WEBSITE:** WWW.LAFAYETTE.EDU

### GREEN FACTS

#### Available transportation alternatives:

bike storage, shower facilities, and lockers for bicycle commuters; bicycle plan; free or reduced price transit passes; car sharing program

% food budget spent on local/organic food	25
School has formal sustainability committee	Yes
% of new construction LEED-certified	100
Waste diversion rate (%)	8
Sustainability-focused degree available	No
% of graduates that took a sustainability related course	24
Public GHG inventory plan	Yes
% of school energy from renewable resources	0
School employs a sustainability officer	Yes

### STUDENT BODY

Total undergrad enrollment	2,533
# of applicants	7,465
% of applicants accepted	30
% of acceptees attending	30
Average HS GPA	3.5
Range SAT Critical Reading	580–670
Range SAT Math	620–710
Range SAT Writing	590–690
Range ACT Composite	27–31
% students graduating within 4 years	87

#### Most popular majors

Economics; Political Science and Government; Mechanical Engineering

### COST

Annual tuition	\$46,590
Required fees	\$420
Room and board	\$13,920
% frosh receiving any aid	61
% ugrads receiving any aid	58
Average cumulative indebtedness	\$31,154

## LEHIGH UNIVERSITY

27 MEMORIAL DRIVE WEST, BETHLEHEM, PA 18015  
**ADMISSIONS:** 610-758-3100  
**FAX:** 610-758-4361  
**E-MAIL:** ADMISSIONS@LEHIGH.EDU  
**WEBSITE:** WWW.LEHIGH.EDU

### GREEN FACTS

#### Available transportation alternatives:

bicycle-sharing program; bicycle plan; free or reduced price transit passes; condensed work week option for employees; carpool/vanpool matching program; programs to encourage employees to live close to campus; car sharing program

% food budget spent on local/organic food	7
School has formal sustainability committee	Yes
% of new construction LEED-certified	100
Waste diversion rate (%)	48
Public GHG inventory plan	Yes
% of school energy from renewable resources	0
School employs a sustainability officer	Yes

### STUDENT BODY

Total undergrad enrollment	5,075
# of applicants	12,843
% of applicants accepted	30
% of acceptees attending	32
Range SAT Critical Reading	590–680
Range SAT Math	640–740
Range ACT Composite	29–32
% students graduating within 4 years	74
% students graduating within 6 years	88

#### Most popular majors

Mechanical Engineering; Finance; Chemical Engineering

### COST

Annual tuition	\$45,860
Required fees	\$370
Room and board	\$12,280
% frosh receiving any aid	57
% ugrads receiving any aid	62
Average cumulative indebtedness	\$34,940

## LEWIS & CLARK COLLEGE

0615 SW PALATINE HILL ROAD, PORTLAND, OR 97219-7899  
**ADMISSIONS:** 503-768-7040  
**FAX:** 503-768-7055  
**E-MAIL:** ADMISSIONS@LCLARK.EDU  
**WEBSITE:** WWW.LCLARK.EDU

### GREEN FACTS

#### Available transportation alternatives:

bike storage, shower facilities, and lockers for bicycle commuters; bicycle plan; free or reduced price transit passes; condensed work week option for employees; telecommute program for employees; carpool/vanpool matching program

% food budget spent on local/organic food	33
School has formal sustainability committee	Yes
% of new construction LEED-certified	94
Waste diversion rate (%)	62
Sustainability-focused degree available	Yes
% of graduates that took a sustainability related course	75
Public GHG inventory plan	Yes
% of school energy from renewable resources	100
School employs a sustainability officer	Yes

### STUDENT BODY

Total undergrad enrollment	2,209
# of applicants	7,368
% of applicants accepted	63
% of acceptees attending	14
Average HS GPA	3.9
Range SAT Critical Reading	600–720
Range SAT Math	590–670
Range SAT Writing	580–630
Range ACT Composite	27–31
% students graduating within 4 years	66
% students graduating within 6 years	72

#### Most popular majors

Psychology; International Relations; Biology

### COST

Annual tuition	\$44,744
Required fees	\$360
Room and board	\$11,218
% frosh receiving any aid	94
% ugrads receiving any aid	91
Average cumulative indebtedness	\$26,257

## LINFIELD COLLEGE

900 SOUTH EAST BAKER STREET,  
McMINNVILLE, OR 97128-6894  
ADMISSIONS: 503-883-2213  
FAX: 503-883-2472  
E-MAIL: ADMISSION@LINFIELD.EDU  
WEBSITE: WWW.LINFIELD.EDU

### GREEN FACTS

#### Available transportation alternatives:

bicycle-sharing program; free or reduced price transit passes; telecommute program for employees; programs to encourage employees to live close to campus; car sharing program

% food budget spent on local/organic food	40
School has formal sustainability committee	Yes
% of new construction LEED-certified	100
Waste diversion rate (%)	56
Sustainability-focused degree available	No
% of graduates that took a sustainability related course	3
Public GHG inventory plan	Yes
% of school energy from renewable resources	0
School employs a sustainability officer	Yes

### STUDENT BODY

Total undergrad enrollment	1,700
# of applicants	2,330
% of applicants accepted	84
% of acceptees attending	24
Average HS GPA	3.6
Range SAT Critical Reading	470–580
Range SAT Math	480–580
Range SAT Writing	460–560
Range ACT Composite	20–26
% students graduating within 4 years	54
% students graduating within 6 years	63

#### Most popular majors

Elementary Education and Teaching;  
Kinesiology and Exercise Science;  
Psychology

### COST

Annual tuition	\$38,300
Required fees	\$354
Room and board	\$10,850
% frosh receiving any aid	99
% ugrads receiving any aid	95
Average cumulative indebtedness	\$32,100

## LOUISIANA STATE UNIVERSITY

1146 PLEASANT HALL, BATON ROUGE, LA 70803  
ADMISSIONS: 225-578-1175  
FAX: 225-578-4433  
E-MAIL: ADMISSIONS@LSU.EDU  
WEBSITE: WWW.LSU.EDU

### GREEN FACTS

#### Available transportation alternatives:

bicycle-sharing program; bicycle plan; free or reduced price transit passes; carpool/vanpool matching program; car sharing program

% food budget spent on local/organic food	3
School has formal sustainability committee	Yes
% of new construction LEED-certified	0
Waste diversion rate (%)	51
Sustainability-focused degree available	No
% of graduates that took a sustainability related course	22
Public GHG inventory plan	No
% of school energy from renewable resources	0
School employs a sustainability officer	Yes

### STUDENT BODY

Total undergrad enrollment	25,572
# of applicants	16,580
% of applicants accepted	77
% of acceptees attending	45
Average HS GPA	3.5
Range SAT Critical Reading	500–600
Range SAT Math	510–630
Range ACT Composite	23–28
% students graduating within 4 years	39

#### Most popular majors

Biology/Biological Sciences; Mass Communication/Media Studies; Physical Education Teaching and Coaching

### COST

Annual in-state tuition	\$7,552
Annual out-of-state tuition	\$24,715
Required fees	\$2,162
Room and board	\$11,200
% frosh receiving any aid	95
% ugrads receiving any aid	81

## LOYOLA MARYMOUNT UNIVERSITY

1 LMU DRIVE, LOS ANGELES, CA 90045-8350  
ADMISSIONS: 310-338-2750  
FAX: 310-338-2797  
E-MAIL: ADMISSIONS@LMU.EDU  
WEBSITE: WWW.LMU.EDU

### GREEN FACTS

#### Available transportation alternatives:

bicycle-sharing program; bike storage, shower facilities, and lockers for bicycle commuters; bicycle plan; free or reduced price transit passes; condensed work week option for employees; telecommute program for employees; carpool/vanpool matching program; reduced parking fees for car and van poolers

% food budget spent on local/organic food	11
School has formal sustainability committee	Yes
Sustainability-focused degree available	Yes
% of graduates that took a sustainability related course	72
Public GHG inventory plan	Yes
% of school energy from renewable resources	8
School employs a sustainability officer	Yes

### STUDENT BODY

Total undergrad enrollment	6,259
# of applicants	13,288
% of applicants accepted	51
% of acceptees attending	20
Average HS GPA	3.8
Range SAT Critical Reading	550–640
Range SAT Math	560–660
Range SAT Writing	550–650
Range ACT Composite	25–30
% students graduating within 4 years	70
% students graduating within 6 years	79

#### Most popular majors

Speech Communication and Rhetoric; Finance; Psychology

### COST

Annual tuition	\$41,876
Required fees	\$693
Room and board	\$14,470
% frosh receiving any aid	92
% ugrads receiving any aid	87
Average cumulative indebtedness	\$30,487



## LOYOLA UNIVERSITY OF CHICAGO

820 NORTH MICHIGAN AVENUE,  
CHICAGO, IL 60611

ADMISSIONS: 312-915-6500

FAX: 312-915-7216

E-MAIL: ADMISSION@LUC.EDU

WEBSITE: WWW.LUC.EDU

### GREEN FACTS

#### Available transportation alternatives:

bicycle-sharing program; bike storage, shower facilities, and lockers for bicycle commuters; free or reduced price transit passes; condensed work week option for employees; telecommute program for employees

% food budget spent on local/organic food	31
School has formal sustainability committee	Yes
% of new construction LEED-certified	100
Waste diversion rate (%)	44
Sustainability-focused degree available	Yes
% of graduates that took a sustainability related course	54
Public GHG inventory plan	Yes
% of school energy from renewable resources	11
School employs a sustainability officer	Yes

### STUDENT BODY

Total undergrad enrollment	11,079
# of applicants	21,555
% of applicants accepted	71
% of acceptees attending	14
Average HS GPA	3.7
Range SAT Critical Reading	520–630
Range SAT Math	518–630
Range SAT Writing	520–630
Range ACT Composite	24–29
% students graduating within 4 years	64
% students graduating within 6 years	74

#### Most popular majors

Registered Nursing; Biology/  
Biological Sciences; Psychology

### COST

Annual tuition	\$40,052
Required fees	\$1,332
Room and board	\$13,770
% frosh receiving any aid	97
% ugrads receiving any aid	88
Average cumulative indebtedness	\$31,750

## LUTHER COLLEGE

700 COLLEGE DRIVE, DECORAH, IA  
52101-1042

ADMISSIONS: 563-387-1287

FAX: 563-387-2159

E-MAIL: ADMISSIONS@LUTHER.EDU

WEBSITE: WWW.LUTHER.EDU

### GREEN FACTS

#### Available transportation alternatives:

bicycle-sharing program; bike storage, shower facilities, and lockers for bicycle commuters; bicycle plan; free or reduced price transit passes; carpool/vanpool matching program; car sharing program

% food budget spent on local/organic food	22
School has formal sustainability committee	Yes
% of new construction LEED-certified	0
Waste diversion rate (%)	19
Sustainability-focused degree available	Yes
Public GHG inventory plan	Yes
% of school energy from renewable resources	20
School employs a sustainability officer	Yes

### STUDENT BODY

Total undergrad enrollment	2,337
# of applicants	3,896
% of applicants accepted	67
% of acceptees attending	24
Average HS GPA	3.7
Range SAT Critical Reading	495–625
Range SAT Math	475–640
Range SAT Writing	480–610
Range ACT Composite	23–29
% students graduating within 4 years	69
% students graduating within 6 years	78

#### Most popular majors

Biology/Biological Sciences; Music;  
Psychology

### COST

Annual tuition	\$39,760
Required fees	\$280
Room and board	\$8,500
% frosh receiving any aid	98
% ugrads receiving any aid	97
Average cumulative indebtedness	\$35,814

## LYNN UNIVERSITY

3601 NORTH MILITARY TRAIL, BOCA  
RATON, FL 33431-5598

ADMISSIONS: 561-237-7900

FAX: 561-237-7100

E-MAIL: ADMISSION@LYNN.EDU

WEBSITE: WWW.LYNN.EDU

### GREEN FACTS

#### Available transportation alternatives:

bicycle-sharing program; bike storage, shower facilities, and lockers for bicycle commuters; bicycle plan; free or reduced price transit passes; condensed work week option for employees; telecommute program for employees; carpool/vanpool matching program; car sharing program

% food budget spent on local/organic food	51
School has formal sustainability committee	Yes
% of new construction LEED-certified	0
Waste diversion rate (%)	10
Sustainability-focused degree available	No
% of graduates that took a sustainability related course	27
Public GHG inventory plan	No
% of school energy from renewable resources	0
School employs a sustainability officer	Yes

### STUDENT BODY

Total undergrad enrollment	2,003
# of applicants	3,770
% of applicants accepted	76
% of acceptees attending	18
Average HS GPA	3.1
Range SAT Critical Reading	450–540
Range SAT Math	445–550
Range SAT Writing	430–540
Range ACT Composite	19–24
% students graduating within 4 years	37
% students graduating within 6 years	44

#### Most popular majors

Business Administration and  
Management

### COST

Annual tuition	\$32,800
Required fees	\$1,750
Room and board	\$11,640
% frosh receiving any aid	95
% ugrads receiving any aid	80
Average cumulative indebtedness	\$31,365

## MACALESTER COLLEGE

1600 GRAND AVENUE, ST. PAUL, MN  
55105

Admissions: 651-696-6357

Fax: 651-696-6724

E-mail: ADMISSIONS@MACALESTER.EDU

Website: WWW.MACALESTER.EDU

### GREEN FACTS

#### Available transportation alternatives:

bicycle-sharing program; bike storage, shower facilities, and lockers for bicycle commuters; bicycle plan; free or reduced price transit passes; condensed work week option for employees; telecommute program for employees; carpool/vanpool matching program; reduced parking fees for car and van poolers

% food budget spent on local/organic food	22
School has formal sustainability committee	Yes
% of new construction LEED-certified	9
Waste diversion rate (%)	53
Sustainability-focused degree available	Yes
% of graduates that took a sustainability related course	28
Public GHG inventory plan	Yes
School employs a sustainability officer	Yes

### STUDENT BODY

Total undergrad enrollment	2,172
# of applicants	6,030
% of applicants accepted	39
% of acceptees attending	25
Range SAT Critical Reading	620–730
Range SAT Math	620–740
Range SAT Writing	630–720
Range ACT Composite	29–32
% students graduating within 4 years	86
% students graduating within 6 years	90

#### Most popular majors

Biology/Biological Sciences;  
Economics; International/Global  
Studies

### COST

Annual tuition	\$50,418
Required fees	\$221
Room and board	\$11,266
% frosh receiving any aid	79
% ugrads receiving any aid	79
Average cumulative indebtedness	\$21,937

## MAHARISHI UNIVERSITY OF MANAGEMENT

1000 NORTH FOURTH STREET, FAIRFIELD,  
IA 52557

Admissions: 641-472-1110

Fax: 641-472-1179

E-mail: ADMISSIONS@MUM.EDU

Website: WWW.MUM.EDU

### GREEN FACTS

#### Available transportation alternatives:

bicycle-sharing program; bicycle plan; telecommute program for employees; programs to encourage employees to live close to campus

% food budget spent on local/organic food	95
% of new construction LEED-certified	0
Sustainability-focused degree available	Yes
% of graduates that took a sustainability related course	100
Public GHG inventory plan	Yes
% of school energy from renewable resources	0
School employs a sustainability officer	Yes

### STUDENT BODY

Total undergrad enrollment	204
# of applicants	126
% of applicants accepted	27
% of acceptees attending	88
Average HS GPA	3.6

#### Most popular majors

Fine Arts; Business/Commerce;  
Environmental Studies

### COST

Annual tuition	\$24,000
Required fees	\$430
Room and board	\$6,000
% frosh receiving any aid	93
% ugrads receiving any aid	98

## MARQUETTE UNIVERSITY

PO Box 1881, MILWAUKEE, WI  
53201-1881

Admissions: 414-288-7302

Fax: 414-288-3764

E-mail: ADMISSIONS@MARQUETTE.EDU

Website: WWW.MARQUETTE.EDU

### GREEN FACTS

#### Available transportation alternatives:

bicycle-sharing program; bike storage, shower facilities, and lockers for bicycle commuters; bicycle plan; free or reduced price transit passes; condensed work week option for employees; telecommute program for employees; reduced parking fees for car and van poolers; car sharing program

% food budget spent on local/organic food	20
School has formal sustainability committee	Yes
% of new construction LEED-certified	0
Sustainability-focused degree available	No
% of graduates that took a sustainability related course	10
Public GHG inventory plan	No
% of school energy from renewable resources	0
School employs a sustainability officer	Yes

### STUDENT BODY

Total undergrad enrollment	8,334
# of applicants	20,486
% of applicants accepted	74
% of acceptees attending	12
Range SAT Critical Reading	530–640
Range SAT Math	540–660
Range SAT Writing	510–640
Range ACT Composite	24–30
% students graduating within 4 years	58
% students graduating within 6 years	80

#### Most popular majors

Biomedical Sciences; Registered  
Nursing; Accounting

### COST

Annual tuition	\$38,000
Required fees	\$470
% frosh receiving any aid	100
% ugrads receiving any aid	99
Average cumulative indebtedness	\$37,048



## MASSACHUSETTS INSTITUTE OF TECHNOLOGY

77 MASSACHUSETTS AVENUE, CAMBRIDGE,  
MA 02139

Admissions: 617-253-3400

Fax: 617-258-8304

E-MAIL: ADMISSIONS@MIT.EDU

WEBSITE: WEB.MIT.EDU

### GREEN FACTS

#### Available transportation alternatives:

bicycle-sharing program; bike storage, shower facilities, and lockers for bicycle commuters; bicycle plan; free or reduced price transit passes; carpool/vanpool matching program; reduced parking fees for car and van poolers

% food budget spent on local/organic food	20
School has formal sustainability committee	Yes
% of new construction LEED-certified	14
Waste diversion rate (%)	43
Sustainability-focused degree available	Yes
% of graduates that took a sustainability related course	58
% of school energy from renewable resources	0
School employs a sustainability officer	Yes

### STUDENT BODY

Total undergrad enrollment	4,527
# of applicants	18,306
% of applicants accepted	8
% of acceptees attending	73
Range SAT Critical Reading	680–780
Range SAT Math	750–800
Range SAT Writing	690–780
Range ACT Composite	33–35
% students graduating within 4 years	82
% students graduating within 6 years	92

#### Most popular majors

Computer Science; Mechanical Engineering; Mathematics

### COST

Annual tuition	\$46,400
Required fees	\$304
Room and board	\$13,730
% frosh receiving any aid	86
% ugrads receiving any aid	76
Average cumulative indebtedness	\$23,485

## McMASTER UNIVERSITY

1280 MAIN ST W, HAMILTON, ONTARIO  
CANADA

Admissions: 905-525-9140

WEBSITE: FUTURE.MCMACSTER.CA

### GREEN FACTS

#### Available transportation alternatives:

bicycle-sharing program; bike storage, shower facilities, and lockers for bicycle commuters; free or reduced price transit passes; condensed work week option for employees; carpool/vanpool matching program; adopted a policy prohibiting idling

% food budget spent on local/organic food	31
School has formal sustainability committee	Yes
% of new construction LEED-certified	10
Waste diversion rate (%)	54
Sustainability-focused degree available	Yes
% of graduates that took a sustainability related course	85
Public GHG inventory plan	Yes
% of school energy from renewable resources	0
School employs a sustainability officer	Yes

## MERCYHURST UNIVERSITY

ADMISSIONS, ERIE, PA 16546

Admissions: 814-824-2202

Fax: 814-824-2071

E-MAIL: ADMISSIONS@MERCYHURST.EDU

WEBSITE: WWW.MERCYHURST.EDU

### GREEN FACTS

#### Available transportation alternatives:

free or reduced price transit passes

% food budget spent on local/organic food	0
School has formal sustainability committee	Yes
% of new construction LEED-certified	0
Waste diversion rate (%)	71
Sustainability-focused degree available	No
Public GHG inventory plan	Yes
% of school energy from renewable resources	100
School employs a sustainability officer	Yes

### STUDENT BODY

Total undergrad enrollment	2,680
# of applicants	2,938
% of applicants accepted	75
% of acceptees attending	27
Average HS GPA	3.4
Range SAT Critical Reading	470–580
Range SAT Math	470–570
Range SAT Writing	460–560
Range ACT Composite	21–26
% students graduating within 4 years	55
% students graduating within 6 years	61

#### Most popular majors

Elementary Education and Teaching; International/Global Studies; Business Administration and Management

### COST

Annual tuition	\$29,600
Required fees	\$1,885
Room and board	\$10,800
% frosh receiving any aid	93

## MIAMI UNIVERSITY

301 S. CAMPUS AVE., OXFORD, OH 45056

ADMISSIONS: 513-529-2531

FAX: 513-529-1550

E-MAIL: ADMISSION@MIAMIOH.EDU

WEBSITE: WWW.MIAMIOH.EDU

### GREEN FACTS

**Available transportation alternatives:** free or reduced price transit passes; carpool/vanpool matching program; adopted a policy prohibiting idling

% food budget spent on local/organic food	26
School has formal sustainability committee	Yes
% of new construction LEED-certified	23
Waste diversion rate (%)	37
Sustainability-focused degree available	Yes
% of graduates that took a sustainability related course	9
% of school energy from renewable resources	0
School employs a sustainability officer	Yes

### STUDENT BODY

Total undergrad enrollment	16,387
# of applicants	27,454
% of applicants accepted	65
% of acceptees attending	21
Average HS GPA	3.8
Range SAT Critical Reading	550–650
Range SAT Math	590–690
Range SAT Writing	540–650
Range ACT Composite	26–30
% students graduating within 4 years	65
% students graduating within 6 years	80

### Most popular majors

Accounting; Marketing; Psychology

### COST

Annual in-state tuition	\$13,533
Annual out-of-state tuition	\$30,233
Required fees	\$754
Room and board	\$11,644

## MICHIGAN STATE UNIVERSITY

250 ADMINISTRATION BUILDING, EAST LANSING, MI 48824-1046

ADMISSIONS: 517-355-8332

FAX: 517-353-1647

E-MAIL: ADMIS@MSU.EDU

WEBSITE: WWW.MSU.EDU

### GREEN FACTS

**Available transportation alternatives:** bicycle-sharing program; bike storage, shower facilities, and lockers for bicycle commuters; bicycle plan; free or reduced price transit passes; condensed work week option for employees; telecommute program for employees; carpool/vanpool matching program; adopted a policy prohibiting idling; car sharing program

% food budget spent on local/organic food	21
School has formal sustainability committee	Yes
% of new construction LEED-certified	3
Waste diversion rate (%)	63
Sustainability-focused degree available	Yes
% of graduates that took a sustainability related course	56
Public GHG inventory plan	Yes
% of school energy from renewable resources	0
School employs a sustainability officer	Yes

### STUDENT BODY

Total undergrad enrollment	39,143
# of applicants	35,300
% of applicants accepted	66
% of acceptees attending	35
Average HS GPA	3.7
Range SAT Critical Reading	450–580
Range SAT Math	530–680
Range SAT Writing	460–580
Range ACT Composite	23–28
% students graduating within 4 years	51
% students graduating within 6 years	77

### COST

Annual in-state tuition	\$15,105
Annual out-of-state tuition	\$37,508
Room and board	\$9,474
% frosh receiving any aid	48
% undergrads receiving any aid	46
Average cumulative indebtedness	\$26,091

## MIDDLEBURY COLLEGE

THE EMMA WILLARD HOUSE, MIDDLEBURY, VT 05753-6002

ADMISSIONS: 802-443-3000

FAX: 802-443-2056

E-MAIL: ADMISSIONS@MIDDLEBURY.EDU

WEBSITE: WWW.MIDDLEBURY.EDU

### GREEN FACTS

**Available transportation alternatives:** bike storage, shower facilities, and lockers for bicycle commuters; bicycle plan; free or reduced price transit passes; condensed work week option for employees; telecommute program for employees; carpool/vanpool matching program; reduced parking fees for car and van poolers; programs to encourage employees to live close to campus; adopted a policy prohibiting idling

% food budget spent on local/organic food	23
School has formal sustainability committee	Yes
% of new construction LEED-certified	39
Waste diversion rate (%)	65
Sustainability-focused degree available	Yes
% of graduates that took a sustainability related course	18
Public GHG inventory plan	Yes
% of school energy from renewable resources	75
School employs a sustainability officer	Yes

### STUDENT BODY

Total undergrad enrollment	2,542
# of applicants	8,891
% of applicants accepted	17
% of acceptees attending	38
Range SAT Critical Reading	630–750
Range SAT Math	640–750
Range SAT Writing	650–760
Range ACT Composite	29–33
% students graduating within 4 years	92
% students graduating within 6 years	94

### Most popular majors

Economics; Environmental Studies; Political Science and Government

### COST

% frosh receiving any aid	48
% undergrads receiving any aid	42
Average cumulative indebtedness	\$17,797



## MILLS COLLEGE

5000 MACARTHUR BOULEVARD, OAKLAND,  
CA 94613

Admissions: 510-430-2135

Fax: 510-430-3314

E-mail: [ADMISSION@MILLS.EDU](mailto:ADMISSION@MILLS.EDU)

Website: [WWW.MILLS.EDU](http://WWW.MILLS.EDU)

### GREEN FACTS

#### Available transportation alternatives:

bike storage, shower facilities, and lockers for bicycle commuters; bicycle plan; free or reduced price transit passes; condensed work week option for employees; carpool/vanpool matching program

% food budget spent on local/organic food	12
School has formal sustainability committee	Yes
Waste diversion rate (%)	57
Sustainability-focused degree available	Yes
% of graduates that took a sustainability related course	31
Public GHG inventory plan	Yes
% of school energy from renewable resources	0
School employs a sustainability officer	Yes

### STUDENT BODY

Total undergrad enrollment	859
# of applicants	1,025
% of applicants accepted	62
% of acceptees attending	22
Average HS GPA	3.7
Range SAT Critical Reading	530–670
Range SAT Math	500–610
Range SAT Writing	530–650
Range ACT Composite	24–30
% students graduating within 4 years	60

#### Most popular majors

Psychology; English Language and Literature; Biology

### COST

Annual tuition	\$42,990
Required fees	\$1,268
Room and board	\$12,390
% frosh receiving any aid	100
% ugrads receiving any aid	95
Average cumulative indebtedness	\$33,329

## MISSOURI STATE UNIVERSITY

901 S. NATIONAL, SPRINGFIELD, MO  
65897

Admissions: 417-836-5517

Fax: 417-836-6334

E-mail: [INFO@MISSOURISTATE.EDU](mailto:INFO@MISSOURISTATE.EDU)

Website: [WWW.MISSOURISTATE.EDU](http://WWW.MISSOURISTATE.EDU)

### GREEN FACTS

#### Available transportation alternatives:

bicycle-sharing program; bike storage, shower facilities, and lockers for bicycle commuters; bicycle plan; free or reduced price transit passes; carpool/vanpool matching program; reduced parking fees for car and van poolers; adopted a policy prohibiting idling

% food budget spent on local/organic food	2
School has formal sustainability committee	Yes
% of new construction LEED-certified	37
Waste diversion rate (%)	40
Public GHG inventory plan	Yes
% of school energy from renewable resources	0
School employs a sustainability officer	Yes

### STUDENT BODY

Total undergrad enrollment	16,157
# of applicants	6,866
% of applicants accepted	77
% of acceptees attending	50
Average HS GPA	3.6
Range ACT Composite	21–26

#### Most popular majors

Elementary Education and Teaching; Management Information Systems; Marketing

### COST

Annual in-state tuition	\$4,920
Annual out-of-state tuition	\$9,840
Required fees	\$534
Room and board	\$5,294

## MISSOURI UNIVERSITY OF SCIENCE AND TECHNOLOGY

300 W. 13TH STREET; 106 PARKER HALL,  
ROLLA, MO 65409-1060

Admissions: 573-341-4165

Fax: 573-341-4082

E-mail: [ADMISSIONS@MST.EDU](mailto:ADMISSIONS@MST.EDU)

Website: [WWW.MST.EDU](http://WWW.MST.EDU)

### GREEN FACTS

#### Available transportation alternatives:

bicycle plan; condensed work week option for employees; telecommute program for employees;

% food budget spent on local/organic food	15
School has formal sustainability committee	Yes
Sustainability-focused degree available	Yes
% of graduates that took a sustainability related course	2
Public GHG inventory plan	Yes
% of school energy from renewable resources	15
School employs a sustainability officer	Yes

### STUDENT BODY

Total undergrad enrollment	6,522
# of applicants	3,577
% of applicants accepted	86
% of acceptees attending	42
Average HS GPA	3.5
Range SAT Critical Reading	535–670
Range SAT Math	600–700
Range ACT Composite	26–31
% students graduating within 4 years	23
% students graduating within 6 years	63

#### Most popular majors

Civil Engineering; Electrical and Electronics Engineering; Mechanical Engineering

### COST

Annual in-state tuition	\$8,220
Annual out-of-state tuition	\$23,385
Required fees	\$1,290
Room and board	\$9,145
% frosh receiving any aid	91
% ugrads receiving any aid	85

## MONMOUTH UNIVERSITY (NJ)

ADMISSION, MONMOUTH UNIVERSITY,  
WEST LONG BRANCH, NJ 07764-1898

ADMISSIONS: 732-571-3456

FAX: 732-263-5166

E-MAIL: ADMISSION@MONMOUTH.EDU

WEBSITE: WWW.MONMOUTH.EDU

### GREEN FACTS

#### Available transportation alternatives:

bicycle plan; free or reduced price transit passes; condensed work week option for employees; telecommute program for employees; adopted a policy prohibiting idling; car sharing program

% food budget spent on local/organic food	19
School has formal sustainability committee	Yes
% of new construction LEED-certified	0
Waste diversion rate (%)	23
Sustainability-focused degree available	Yes
Public GHG inventory plan	No
% of school energy from renewable resources	0
School employs a sustainability officer	Yes

### STUDENT BODY

Total undergrad enrollment	4,693
# of applicants	8,486
% of applicants accepted	78
% of acceptees attending	17
Average HS GPA	3.3
Range SAT Critical Reading	480–570
Range SAT Math	470–550
Range SAT Writing	440–560
Range ACT Composite	20–25
% students graduating within 4 years	51
% students graduating within 6 years	67

#### Most popular majors

Business Administration and Management; Computer and Information Sciences; Education

### COST

Annual tuition	\$33,028
Required fees	\$700
Room and board	\$12,506
% frosh receiving any aid	99
% ugrads receiving any aid	96
Average cumulative indebtedness	\$31,487

## MONTCLAIR STATE UNIVERSITY

ONE NORMAL AVENUE, MONTCLAIR, NJ  
07043-1624

ADMISSIONS: 973-655-4444

FAX: 973-655-7700

E-MAIL: UNDERGRADUATE.ADMISSIONS@  
MONTCLAIR.EDU

WEBSITE: WWW.MONTCLAIR.EDU

### GREEN FACTS

#### Available transportation alternatives:

bicycle-sharing program; bike storage, shower facilities, and lockers for bicycle commuters; bicycle plan; free or reduced price transit passes; condensed work week option for employees; carpool/vanpool matching program; adopted a policy prohibiting idling; car sharing program

% food budget spent on local/organic food	0
School has formal sustainability committee	Yes
Waste diversion rate (%)	0
Sustainability-focused degree available	No
% of graduates that took a sustainability related course	3
Public GHG inventory plan	Yes
% of school energy from renewable resources	0
School employs a sustainability officer	Yes

### STUDENT BODY

Total undergrad enrollment	16,336
# of applicants	11,990
% of applicants accepted	70
% of acceptees attending	37
Average HS GPA	3.2
Range SAT Critical Reading	430–540
Range SAT Math	440–550
Range SAT Writing	430–540
% students graduating within 4 years	36
% students graduating within 6 years	66

#### Most popular majors

Business Administration and Management; Psychology; Family and Consumer Sciences/Human Sciences

### COST

Annual in-state tuition	\$8,513
Annual out-of-state tuition	\$17,060
Required fees	\$3,260
Room and board	\$13,884
% frosh receiving any aid	67
% ugrads receiving any aid	58

## MOUNT HOLYOKE COLLEGE

NEWHALL CENTER, SOUTH HADLEY, MA  
01075

ADMISSIONS: 413-538-2023

FAX: 413-538-2409

E-MAIL: ADMISSION@MTHOLYOKE.EDU

WEBSITE: WWW.MTHOLYOKE.EDU

### GREEN FACTS

#### Available transportation alternatives:

bike storage, shower facilities, and lockers for bicycle commuters; free or reduced price transit passes; reduced parking fees for car and van poolers; programs to encourage employees to live close to campus; adopted a policy prohibiting idling; car sharing program

% food budget spent on local/organic food	21
School has formal sustainability committee	Yes
% of new construction LEED-certified	3
Waste diversion rate (%)	78
Sustainability-focused degree available	Yes
% of graduates that took a sustainability related course	8
Public GHG inventory plan	Yes
% of school energy from renewable resources	1
School employs a sustainability officer	Yes

### STUDENT BODY

Total undergrad enrollment	2,126
# of applicants	3,858
% of applicants accepted	50
% of acceptees attending	27
Average HS GPA	3.8
Range SAT Critical Reading	620–730
Range SAT Math	610–735
Range SAT Writing	630–720
Range ACT Composite	29–32
% students graduating within 4 years	78
% students graduating within 6 years	85

#### Most popular majors

English Language and Literature; Economics; International Relations

### COST

% frosh receiving any aid	81
% ugrads receiving any aid	80
Average cumulative indebtedness	\$25,339



## NAROPA UNIVERSITY

2130 ARAPAHOE AVENUE, BOULDER, CO 80302

ADMISSIONS: 303-546-3572

FAX: 303-546-3583

E-MAIL: ADMISSIONS@NAROPA.EDU

WEBSITE: WWW.NAROPA.EDU/

### GREEN FACTS

**Available transportation alternatives:** bicycle-sharing program; free or reduced price transit passes; adopted a policy prohibiting idling; car sharing program

% food budget spent on local/organic food	20
School has formal sustainability committee	Yes
% of new construction LEED-certified	0
Waste diversion rate (%)	80
Sustainability-focused degree available	Yes
% of graduates that took a sustainability related course	46
Public GHG inventory plan	Yes
% of school energy from renewable resources	41

### STUDENT BODY

Total undergrad enrollment	480
# of applicants	139
% of applicants accepted	93
% of acceptees attending	53
Average HS GPA	3.0
% students graduating within 4 years	19
% students graduating within 6 years	42

#### Most popular majors

Psychology; Visual and Performing Arts; English Language and Literature

### COST

Annual tuition	\$23,420
Required fees	\$100
Room and board	\$8,478
% frosh receiving any aid	71
% ugrads receiving any aid	71

## THE NEW SCHOOL

72 5TH AVENUE, FLOOR 5, NEW YORK, NY 10003

ADMISSIONS: 212-229-5150

E-MAIL: ADMISSION@NEWSCHOOL.EDU

WEBSITE: WWW.NEWSCHOOL.EDU/

### GREEN FACTS

#### Available transportation alternatives:

bicycle-sharing program; bike storage, shower facilities, and lockers for bicycle commuters; bicycle plan; free or reduced price transit passes; condensed work week option for employees; adopted a policy prohibiting idling

% food budget spent on local/organic food	31
School has formal sustainability committee	No
Waste diversion rate (%)	48
Sustainability-focused degree available	No
% of graduates that took a sustainability related course	49
Public GHG inventory plan	Yes
% of school energy from renewable resources	45
School employs a sustainability officer	Yes

### STUDENT BODY

Total undergrad enrollment	1,550
# of applicants	3,449
% of applicants accepted	71
% of acceptees attending	17
Average HS GPA	3.5
Range SAT Critical Reading	500–620
Range SAT Math	500–630
Range SAT Writing	500–620
Range ACT Composite	22–27
% students graduating within 4 years	40
% students graduating within 6 years	53

#### Most popular majors

Mass Communication/Media Studies; Liberal Arts and Sciences/ Liberal Studies; Fine Arts

### COST

Annual tuition	\$42,080
Required fees	\$926
Room and board	\$18,930
% frosh receiving any aid	58
% ugrads receiving any aid	57
Average cumulative indebtedness	\$26,583

## NIAGARA UNIVERSITY

GACIOCH FAMILY CENTER, NIAGARA UNIVERSITY, NY 14109

ADMISSIONS: 716-286-8700

FAX: 716-286-8710

E-MAIL: ADMISSIONS@NIAGARA.EDU

WEBSITE: WWW.NIAGARA.EDU

### GREEN FACTS

**Available transportation alternatives:** bicycle plan; free or reduced price transit passes; condensed work week option for employees

% food budget spent on local/organic food	75
School has formal sustainability committee	Yes
% of new construction LEED-certified	100
Waste diversion rate (%)	0
Sustainability-focused degree available	No
Public GHG inventory plan	Yes
% of school energy from renewable resources	0
School employs a sustainability officer	Yes

### STUDENT BODY

Total undergrad enrollment	3,214
# of applicants	3,987
% of applicants accepted	48
% of acceptees attending	34
Range SAT Critical Reading	460–563
Range SAT Math	470–570
Range ACT Composite	20–25
% students graduating within 4 years	56
% students graduating within 6 years	63

#### Most popular majors

Teacher Education, Multiple Levels; Criminal Justice; Business/ Commerce

### COST

Annual tuition	\$28,500
Required fees	\$1,400
Room and board	\$12,300
% frosh receiving any aid	97
% ugrads receiving any aid	94
Average cumulative indebtedness	\$30,830

## NORTH CAROLINA STATE UNIVERSITY

Box 7103, RALEIGH, NC 27695

ADMISSIONS: 919-515-2434

FAX: 919-515-5039

E-MAIL: UNDERGRAD-ADMISSIONS@  
NCSU.EDU

WEBSITE: WWW.NCSU.EDU

### GREEN FACTS

#### Available transportation alternatives:

bicycle-sharing program; bike storage, shower facilities, and lockers for bicycle commuters; bicycle plan; free or reduced price transit passes; condensed work week option for employees; telecommute program for employees

% food budget spent on local/organic food	28
School has formal sustainability committee	Yes
% of new construction LEED-certified	66
Waste diversion rate (%)	50
Sustainability-focused degree available	Yes
% of graduates that took a sustainability related course	26
Public GHG inventory plan	Yes
School employs a sustainability officer	Yes

### STUDENT BODY

Total undergrad enrollment	24,111
# of applicants	21,099
% of applicants accepted	50
% of acceptees attending	40
Average HS GPA	3.7
Range SAT Critical Reading	570–650
Range SAT Math	590–680
Range SAT Writing	540–630
Range ACT Composite	27–31
% students graduating within 4 years	44
% students graduating within 6 years	76

#### Most popular majors

Mechanical Engineering; Biology/  
Biological Sciences

### COST

Annual in-state tuition	\$6,407
Annual out-of-state tuition	\$23,926
Required fees	\$2,473
Room and board	\$10,635
% frosh receiving any aid	75
% ugrads receiving any aid	68
Average cumulative indebtedness	\$17,461

## NORTHEASTERN UNIVERSITY

360 HUNTINGTON AVENUE, BOSTON, MA  
02115

ADMISSIONS: 617-373-2200

FAX: 617-373-8780

E-MAIL: ADMISSIONS@NEU.EDU

WEBSITE: WWW.NORTHEASTERN.EDU

### GREEN FACTS

#### Available transportation alternatives:

bicycle-sharing program; bike storage, shower facilities, and lockers for bicycle commuters; bicycle plan; free or reduced price transit passes; condensed work week option for employees; telecommute program for employees; carpool/vanpool matching program; adopted a policy prohibiting idling; car sharing program

% food budget spent on local/organic food	27
School has formal sustainability committee	Yes
% of new construction LEED-certified	32
Waste diversion rate (%)	36
Sustainability-focused degree available	Yes
% of graduates that took a sustainability related course	30
Public GHG inventory plan	Yes
% of school energy from renewable resources	0
School employs a sustainability officer	Yes

### STUDENT BODY

Total undergrad enrollment	17,990
# of applicants	50,523
% of applicants accepted	28
% of acceptees attending	19
Range SAT Critical Reading	660–740
Range SAT Math	680–770
Range SAT Writing	640–730
Range ACT Composite	31–34
% students graduating within 6 years	84

#### Most popular majors

Engineering; Health Sciences

## NORTHERN ARIZONA UNIVERSITY

PO Box 4084, FLAGSTAFF,  
AZ 86011-4084

ADMISSIONS: 928-523-5511

FAX: 928-523-0226

E-MAIL: ADMISSIONS@NAU.EDU

WEBSITE: WWW.NAU.EDU

### GREEN FACTS

#### Available transportation alternatives:

bicycle-sharing program; bike storage, shower facilities, and lockers for bicycle commuters; bicycle plan; free or reduced price transit passes; condensed work week option for employees; telecommute program for employees; carpool/vanpool matching program; reduced parking fees for car and van poolers

% food budget spent on local/organic food	7
School has formal sustainability committee	Yes
% of new construction LEED-certified	34
Waste diversion rate (%)	58
Sustainability-focused degree available	Yes
% of graduates that took a sustainability related course	69
Public GHG inventory plan	Yes
% of school energy from renewable resources	11
School employs a sustainability officer	Yes

### STUDENT BODY

Total undergrad enrollment	25,120
# of applicants	28,192
% of applicants accepted	78
% of acceptees attending	24
Average HS GPA	3.5
Range SAT Critical Reading	460–580
Range SAT Math	460–570
Range SAT Writing	450–560
Range ACT Composite	20–25
% students graduating within 4 years	33
% students graduating within 6 years	52

#### Most popular majors

Registered Nursing; Psychology;  
Elementary Education and Teaching

### COST

% frosh receiving any aid	84
% ugrads receiving any aid	75
Average cumulative indebtedness	\$26,279



## NORTHLAND COLLEGE

1411 ELLIS AVENUE, ASHLAND, WI  
54806-3999  
ADMISSIONS: 715-682-1224  
FAX: 715-682-1258  
E-MAIL: ADMIT@NORTHLAND.EDU  
WEBSITE: WWW.NORTHLAND.EDU

### GREEN FACTS

#### Available transportation alternatives:

bicycle-sharing program; bike storage, shower facilities, and lockers for bicycle commuters; free or reduced price transit passes; condensed work week option for employees; telecommute program for employees; carpool/vanpool matching program

% food budget spent on local/organic food	33
School has formal sustainability committee	Yes
% of new construction LEED-certified	100
Waste diversion rate (%)	4
Sustainability-focused degree available	Yes
% of graduates that took a sustainability related course	100
Public GHG inventory plan	Yes
% of school energy from renewable resources	1
School employs a sustainability officer	Yes

### STUDENT BODY

Total undergrad enrollment	541
# of applicants	852
% of applicants accepted	57
% of acceptees attending	26
Average HS GPA	3.4
Range ACT Composite	21–28
% students graduating within 4 years	54
% students graduating within 6 years	58

#### Most popular majors

Natural Resources and Conservation; Biology/Biological Sciences; Community Organization and Advocacy

### COST

Annual tuition	\$31,980
Required fees	\$1,452
Room and board	\$8,485
% frosh receiving any aid	98
% ugrads receiving any aid	99
Average cumulative indebtedness	\$30,590

## OBERLIN COLLEGE

101 NORTH PROFESSOR STREET, OBERLIN,  
OH 44074  
ADMISSIONS: 440-775-8411  
FAX: 440-775-6905  
E-MAIL: COLLEGE.ADMISSIONS@  
OBERLIN.EDU  
WEBSITE: WWW.OBERLIN.EDU

### GREEN FACTS

#### Available transportation alternatives:

bicycle-sharing program; bike storage, shower facilities, and lockers for bicycle commuters; bicycle plan; free or reduced price transit passes; carpool/vanpool matching program; programs to encourage employees to live close to campus; adopted a policy prohibiting idling; car sharing program

% food budget spent on local/organic food	31
School has formal sustainability committee	Yes
% of new construction LEED-certified	80
Waste diversion rate (%)	15
Sustainability-focused degree available	Yes
% of graduates that took a sustainability related course	100
Public GHG inventory plan	Yes
% of school energy from renewable resources	10
School employs a sustainability officer	Yes

### STUDENT BODY

Total undergrad enrollment	2,961
# of applicants	7,227
% of applicants accepted	33
% of acceptees attending	34
Average HS GPA	3.6
Range SAT Critical Reading	640–730
Range SAT Math	620–720
Range SAT Writing	640–730
Range ACT Composite	28–32
% students graduating within 4 years	76
% students graduating within 6 years	88

#### Most popular majors

English Language and Literature; Biology/Biological Sciences; History

### COST

Annual tuition	\$49,928
Required fees	\$636
Room and board	\$13,630
% frosh receiving any aid	61
% ugrads receiving any aid	60

## OCCIDENTAL COLLEGE

1600 CAMPUS ROAD, LOS ANGELES, CA  
90041-3314  
ADMISSIONS: 323-259-2700  
FAX: 323-341-4875  
E-MAIL: ADMISSION@OXY.EDU  
WEBSITE: WWW.OXY.EDU

### GREEN FACTS

#### Available transportation alternatives:

bicycle-sharing program; bike storage, shower facilities, and lockers for bicycle commuters; bicycle plan; condensed work week option for employees; telecommute program for employees; carpool/vanpool matching program; reduced parking fees for car and van poolers; programs to encourage employees to live close to campus; adopted a policy prohibiting idling; car sharing program

% food budget spent on local/organic food	15
School has formal sustainability committee	Yes
% of new construction LEED-certified	52
Waste diversion rate (%)	46
Sustainability-focused degree available	Yes
% of graduates that took a sustainability related course	8
% of school energy from renewable resources	6
School employs a sustainability officer	Yes

### STUDENT BODY

Total undergrad enrollment	2,112
# of applicants	5,911
% of applicants accepted	45
% of acceptees attending	20
Average HS GPA	3.6
Range SAT Critical Reading	600–690
Range SAT Math	600–690
Range SAT Writing	605–690
Range ACT Composite	28–31
% students graduating within 4 years	82

#### Most popular majors

Economics; International Relations; Biology

### COST

Annual tuition	\$48,690
Required fees	\$558
Room and board	\$13,946
% frosh receiving any aid	72
% ugrads receiving any aid	74
Average cumulative indebtedness	\$29,947

# THE OHIO STATE UNIVERSITY— COLUMBUS

STUDENT ACADEMIC SERVICES BUILDING,  
COLUMBUS, OH 43210  
ADMISSIONS: 614-292-3980  
FAX: 614-292-4818  
E-MAIL: ASKABUCKEYE@OSU.EDU  
WEBSITE: WWW.OSU.EDU

## GREEN FACTS

### Available transportation alternatives:

bicycle-sharing program; bike storage, shower facilities, and lockers for bicycle commuters; bicycle plan; free or reduced price transit passes; condensed work week option for employees; telecommute program for employees; carpool/vanpool matching program

% food budget spent on local/organic food	11
School has formal sustainability committee	Yes
% of new construction LEED-certified	82
Waste diversion rate (%)	30
Sustainability-focused degree available	Yes
% of graduates that took a sustainability related course	22
Public GHG inventory plan	Yes
% of school energy from renewable resources	8
School employs a sustainability officer	Yes

## STUDENT BODY

Total undergrad enrollment	45,289
# of applicants	40,240
% of applicants accepted	49
% of acceptees attending	35
Range SAT Critical Reading	560–670
Range SAT Math	610–720
Range SAT Writing	560–660
Range ACT Composite	27–31
% students graduating within 4 years	59
% students graduating within 6 years	83

**Most popular majors**  
Psychology; Finance;  
Communication

## COST

% frosh receiving any aid	90
% ugrads receiving any aid	79
Average cumulative indebtedness	\$27,400

# OHIO UNIVERSITY— ATHENS

120 CHUBB HALL, ATHENS, OH 45701  
ADMISSIONS: 740-593-4100  
FAX: 740-593-0560  
E-MAIL: ADMISSIONS@OHIO.EDU  
WEBSITE: WWW.OHIO.EDU

## GREEN FACTS

### Available transportation alternatives:

bicycle plan; free or reduced price transit passes; condensed work week option for employees; telecommute program for employees; carpool/vanpool matching program; car sharing program

% food budget spent on local/organic food	12
School has formal sustainability committee	Yes
% of new construction LEED-certified	100
Waste diversion rate (%)	66
Sustainability-focused degree available	Yes
% of graduates that took a sustainability related course	2
Public GHG inventory plan	Yes
% of school energy from renewable resources	0
School employs a sustainability officer	Yes

## STUDENT BODY

Total undergrad enrollment	23,513
# of applicants	21,000
% of applicants accepted	74
% of acceptees attending	28
Average HS GPA	3.5
Range SAT Critical Reading	490–600
Range SAT Math	500–610
Range SAT Writing	470–590
Range ACT Composite	22–26
% students graduating within 4 years	48
% students graduating within 6 years	67

**Most popular majors**  
Biology/Biological Sciences;  
Journalism; Psychology

## COST

Annual in-state tuition	\$10,602
Annual out-of-state tuition	\$19,566
Room and board	\$10,734
% frosh receiving any aid	92
% ugrads receiving any aid	75
Average cumulative indebtedness	\$28,083

# OKLAHOMA STATE UNIVERSITY

219 STUDENT UNION, STILLWATER, OK 74078  
ADMISSIONS: 405-744-5358  
FAX: 405-744-7092  
E-MAIL: ADMISSIONS@OKSTATE.EDU  
WEBSITE: HTTP://GO.OKSTATE.EDU

## GREEN FACTS

### Available transportation alternatives:

bicycle plan; free or reduced price transit passes; condensed work week option for employees; telecommute program for employees; carpool/vanpool matching program; reduced parking fees for car and van poolers; programs to encourage employees to live close to campus

% food budget spent on local/organic food	32
School has formal sustainability committee	Yes
Waste diversion rate (%)	18
Sustainability-focused degree available	Yes
% of graduates that took a sustainability related course	3
Public GHG inventory plan	Yes
% of school energy from renewable resources	30
School employs a sustainability officer	Yes

## STUDENT BODY

Total undergrad enrollment	21,046
# of applicants	12,458
% of applicants accepted	75
% of acceptees attending	44
Average HS GPA	3.5
Range SAT Critical Reading	470–590
Range SAT Math	500–620
Range ACT Composite	22–27
% students graduating within 4 years	34
% students graduating within 6 years	62

**Most popular majors**  
Marketing; Accounting; Business  
Administration and Management

## COST

Annual in-state tuition	\$4,620
Annual out-of-state tuition	\$17,820
Required fees	\$3,158
Room and board	\$8,190
% frosh receiving any aid	88
% ugrads receiving any aid	84
Average cumulative indebtedness	\$24,095



## OLD DOMINION UNIVERSITY

108 ROLLINS HALL, NORFOLK, VA  
23529-0050

ADMISSIONS: 757-683-3685

FAX: 757-683-3255

E-MAIL: ADMISSIONS@ODU.EDU

WEBSITE: WWW.ODU.EDU

### GREEN FACTS

#### Available transportation alternatives:

bicycle-sharing program; free or reduced price transit passes; condensed work week option for employees; telecommute program for employees; carpool/vanpool matching program; reduced parking fees for car and van poolers; car sharing program

% food budget spent on local/organic food	8
School has formal sustainability committee	Yes
% of new construction LEED-certified	0
Waste diversion rate (%)	17
Sustainability-focused degree available	Yes
% of graduates that took a sustainability related course	11
% of school energy from renewable resources	0
School employs a sustainability officer	Yes

### STUDENT BODY

Total undergrad enrollment	20,101
# of applicants	9,510
% of applicants accepted	83
% of acceptees attending	37
Average HS GPA	3.3
Range SAT Critical Reading	460–570
Range SAT Math	460–570
Range ACT Composite	18–24
% students graduating within 4 years	26
% students graduating within 6 years	53

#### Most popular majors

Multi-/Interdisciplinary Studies;  
Psychology; Criminology

### COST

Annual in-state tuition	\$9,480
Annual out-of-state tuition	\$26,220
Required fees	\$288
Room and board	\$10,404
% frosh receiving any aid	85
% ugrads receiving any aid	72
Average cumulative indebtedness	\$30,167

## ONONDAGA COMMUNITY COLLEGE

4585 W SENECA TURNPIKE, SYRACUSE,  
NY 13215

ADMISSIONS: 315-498-2201

FAX: 315-469-2107

E-MAIL: OCCINFO@SUNYOCC.EDU

WEBSITE: WWW.SUNYOCC.EDU

### GREEN FACTS

#### Available transportation alternatives:

bike storage, shower facilities, and lockers for bicycle commuters; free or reduced price transit passes; adopted a policy prohibiting idling  
School has formal sustainability committee

% of new construction LEED-certified	100
Waste diversion rate (%)	44
Sustainability-focused degree available	Yes
% of graduates that took a sustainability related course	2
Public GHG inventory plan	Yes
% of school energy from renewable resources	14
School employs a sustainability officer	Yes

### STUDENT BODY

Total undergrad enrollment	7,363
# of applicants	2,899
% of applicants accepted	79
% of acceptees attending	0

### COST

Annual in-state tuition	\$6,360
Annual out-of-state tuition	\$9,540
Required fees	\$155

## OREGON STATE UNIVERSITY

104 KERR ADMINISTRATION BUILDING,  
CORVALLIS, OR 97331-2106

ADMISSIONS: 541-737-4411

FAX: 541-737-2482

E-MAIL: OSUADMIT@OREGONSTATE.EDU

WEBSITE: WWW.OREGONSTATE.EDU

### GREEN FACTS

#### Available transportation alternatives:

bicycle-sharing program; bike storage, shower facilities, and lockers for bicycle commuters; bicycle plan; free or reduced price transit passes

% food budget spent on local/organic food	23
School has formal sustainability committee	Yes
% of new construction LEED-certified	26
Waste diversion rate (%)	63
Sustainability-focused degree available	Yes
% of graduates that took a sustainability related course	81
Public GHG inventory plan	Yes
% of school energy from renewable resources	1
School employs a sustainability officer	Yes

### STUDENT BODY

Total undergrad enrollment	24,612
# of applicants	14,058
% of applicants accepted	78
% of acceptees attending	33
Average HS GPA	3.6
Range SAT Critical Reading	480–610
Range SAT Math	490–630
Range SAT Writing	470–590
Range ACT Composite	21–28
% students graduating within 4 years	32
% students graduating within 6 years	64

#### Most popular majors

Engineering; Business/Commerce;  
Human Development and Family  
Studies

### COST

Annual in-state tuition	\$8,535
Annual out-of-state tuition	\$27,195
Required fees	\$1,572
Room and board	\$11,691
% frosh receiving any aid	74
% ugrads receiving any aid	71
Average cumulative indebtedness	\$26,400

## PACIFIC LUTHERAN UNIVERSITY

OFFICE OF ADMISSION, TACOMA, WA  
98447

ADMISSIONS: 253-535-7151

FAX: 253-536-5136

E-MAIL: ADMISSIONS@PLU.EDU

WEBSITE: WWW.PLU.EDU

### GREEN FACTS

School has formal sustainability committee	Yes
% of new construction LEED-certified	100
Waste diversion rate (%)	45
Sustainability-focused degree available	Yes
% of graduates that took a sustainability related course	94
Public GHG inventory plan	Yes
% of school energy from renewable resources	37
School employs a sustainability officer	Yes

### STUDENT BODY

Total undergrad enrollment	2,860
# of applicants	3,623
% of applicants accepted	76
% of acceptees attending	23
Average HS GPA	3.7
Range SAT Critical Reading	480–620
Range SAT Math	500–610
Range SAT Writing	470–600
Range ACT Composite	22–28
% students graduating within 4 years	52
% students graduating within 6 years	68

### Most popular majors

Business Administration and Management; Registered Nursing; Biology

### COST

Annual tuition	\$37,600
Required fees	\$350
Room and board	\$10,330
% frosh receiving any aid	99
% ugrads receiving any aid	97
Average cumulative indebtedness	\$29,866

## PENNSYLVANIA STATE UNIVERSITY

201 SHIELDS BUILDING, UNIVERSITY PARK,  
PA 16802

ADMISSIONS: 814-865-5471

FAX: 814-863-7590

E-MAIL: ADMISSIONS@PSU.EDU

WEBSITE: WWW.PSU.EDU

### GREEN FACTS

#### Available transportation alternatives:

bike storage, shower facilities, and lockers for bicycle commuters; free or reduced price transit passes; tele-commute program for employees; carpool/vanpool matching program

#### School has formal sustainability committee

committee	Yes
% of new construction LEED-certified	87
Waste diversion rate (%)	53
Sustainability-focused degree available	Yes
% of graduates that took a sustainability related course	24
Public GHG inventory plan	Yes
% of school energy from renewable resources	2
School employs a sustainability officer	Yes

### STUDENT BODY

Total undergrad enrollment	40,742
# of applicants	53,472
% of applicants accepted	51
% of acceptees attending	28
Average HS GPA	3.6
Range SAT Critical Reading	530–630
Range SAT Math	560–670
Range SAT Writing	540–640
Range ACT Composite	25–29
% students graduating within 4 years	64
% students graduating within 6 years	86

### Most popular majors

Business, Management, Marketing, and Related Support Services; Engineering; Communication, Journalism, and Related Programs

### COST

Annual in-state tuition	\$16,572
Annual out-of-state tuition	\$30,404
Required fees	\$942
Room and board	\$10,920
% frosh receiving any aid	66
% ugrads receiving any aid	67
Average cumulative indebtedness	\$35,972

## PITZER COLLEGE

1050 NORTH MILLS AVENUE, CLAREMONT,  
CA 91711-6101

ADMISSIONS: 909-621-8129

FAX: 909-621-8770

E-MAIL: ADMISSION@PITZER.EDU

WEBSITE: WWW.PITZER.EDU

### GREEN FACTS

#### Available transportation alternatives:

bicycle-sharing program; bike storage, shower facilities, and lockers for bicycle commuters; bicycle plan; free or reduced price transit passes; carpool/vanpool matching program; programs to encourage employees to live close to campus; adopted a policy prohibiting idling; car sharing program

% food budget spent on local/organic food	14
School has formal sustainability committee	Yes
% of new construction LEED-certified	97
Waste diversion rate (%)	38
Sustainability-focused degree available	Yes
% of graduates that took a sustainability related course	56
Public GHG inventory plan	Yes
% of school energy from renewable resources	2
School employs a sustainability officer	Yes

### STUDENT BODY

Total undergrad enrollment	1,067
# of applicants	4,149
% of applicants accepted	13
% of acceptees attending	48
Average HS GPA	3.9
Range SAT Critical Reading	620–720
Range SAT Math	630–720
Range ACT Composite	29–32
% students graduating within 4 years	80
% students graduating within 6 years	89

### Most popular majors

Psychology; Film/Cinema/Video Studies; Sociology

### COST

% frosh receiving any aid	34
% ugrads receiving any aid	40
Average cumulative indebtedness	\$21,951



## PLYMOUTH STATE UNIVERSITY

17 HIGH STREET, PLYMOUTH, NH 03264  
**ADMISSIONS:** 603-535-2237  
**FAX:** 603-535-2714  
**E-MAIL:** PLYMOUTHADMIT@PLYMOUTH.EDU  
**WEBSITE:** WWW.PLYMOUTH.EDU

### GREEN FACTS

**Available transportation alternatives:** bicycle-sharing program; bike storage, shower facilities, and lockers for bicycle commuters; free or reduced price transit passes; condensed work week option for employees; telecommute program for employees; carpool/vanpool matching program; adopted a policy prohibiting idling

% food budget spent on local/organic food	20
School has formal sustainability committee	Yes
% of new construction LEED-certified	7
Waste diversion rate (%)	22
Sustainability-focused degree available	Yes
% of graduates that took a sustainability related course	3
Public GHG inventory plan	Yes
% of school energy from renewable resources	0
School employs a sustainability officer	Yes

### STUDENT BODY

Total undergrad enrollment	4,238
# of applicants	4,940
% of applicants accepted	76
% of acceptees attending	25
Average HS GPA	2.9
Range SAT Critical Reading	440–520
Range SAT Math	440–540
Range SAT Writing	420–520
Range ACT Composite	17–23
% students graduating within 4 years	40

### Most popular majors

Business Administration and Management; Criminal Justice; Psychology

### COST

% frosh receiving any aid	83
% undergrads receiving any aid	78

## POMONA COLLEGE

333 N. COLLEGE WAY, CLAREMONT, CA 91711-6312  
**ADMISSIONS:** 909-621-8134  
**FAX:** 909-621-8952  
**E-MAIL:** ADMISSIONS@POMONA.EDU  
**WEBSITE:** WWW.POMONA.EDU

### GREEN FACTS

**Available transportation alternatives:** bicycle-sharing program; bike storage, shower facilities, and lockers for bicycle commuters; bicycle plan; free or reduced price transit passes; telecommute program for employees; carpool/vanpool matching program; programs to encourage employees to live close to campus; adopted a policy prohibiting idling; car sharing program

% food budget spent on local/organic food	25
School has formal sustainability committee	Yes
% of new construction LEED-certified	99
Waste diversion rate (%)	59
Sustainability-focused degree available	Yes
% of graduates that took a sustainability related course	35
Public GHG inventory plan	Yes
% of school energy from renewable resources	1
School employs a sustainability officer	Yes

### STUDENT BODY

Total undergrad enrollment	1,650
# of applicants	7,727
% of applicants accepted	12
% of acceptees attending	48
Range SAT Critical Reading	690–770
Range SAT Math	690–770
Range SAT Writing	690–780
Range ACT Composite	31–34
% students graduating within 4 years	90
% students graduating within 6 years	93

### Most popular majors

Neuroscience; Mathematics; Economics

### COST

Annual tuition	\$47,280
Required fees	\$340
Room and board	\$15,150
% frosh receiving any aid	58
% undergrads receiving any aid	54

## PORTLAND COMMUNITY COLLEGE

12000 SW 49TH AVE., PORTLAND, OR 97219  
**ADMISSIONS:** 971-722-6111  
**WEBSITE:** WWW.PCC.EDU

### GREEN FACTS

**Available transportation alternatives:** bike storage, shower facilities, and lockers for bicycle commuters; free or reduced price transit passes; condensed work week option for employees; telecommute program for employees; carpool/vanpool matching program; reduced parking fees for car and van poolers; car sharing program

% food budget spent on local/organic food	30
School has formal sustainability committee	Yes
% of new construction LEED-certified	100
Waste diversion rate (%)	25
% of graduates that took a sustainability related course	100
Public GHG inventory plan	Yes
% of school energy from renewable resources	0
School employs a sustainability officer	Yes

## PORTLAND STATE UNIVERSITY

OFFICE OF ADMISSIONS, PORTLAND, OR  
97207-0751

ADMISSIONS: 503-725-3511  
FAX: 503-725-5525

E-MAIL: ADMISSIONS@PDX.EDU  
WEBSITE: WWW.PDX.EDU

### GREEN FACTS

**Available transportation alternatives:**  
bicycle-sharing program; bike storage, shower facilities, and lockers for bicycle commuters; bicycle plan; free or reduced price transit passes; condensed work week option for employees; telecommute program for employees; carpool/vanpool matching program

% food budget spent on local/organic food	39
School has formal sustainability committee	Yes
% of new construction LEED-certified	100
Waste diversion rate (%)	30
Sustainability-focused degree available	Yes
% of graduates that took a sustainability related course	57
Public GHG inventory plan	Yes
School employs a sustainability officer	Yes

### STUDENT BODY

Total undergrad enrollment	21,980
# of applicants	6,299
% of applicants accepted	86
% of acceptees attending	32
Average HS GPA	3.4
Range SAT Critical Reading	470–590
Range SAT Math	460–570
Range SAT Writing	440–560
Range ACT Composite	19–25
% students graduating within 4 years	14
% students graduating within 6 years	41

### Most popular majors

Psychology; Business/Commerce; Social Sciences

### COST

Annual in-state tuition	\$6,750
Annual out-of-state tuition	\$22,725
Required fees	\$1,284
Room and board	\$10,260
% frosh receiving any aid	75
% ugrads receiving any aid	56
Average cumulative indebtedness	\$32,018

## PRESCOTT COLLEGE

220 GROVE AVENUE, PRESCOTT, AZ  
86301

ADMISSIONS: 928-350-2100 x 2100  
FAX: 928-776-5242

E-MAIL: ADMISSIONS@PRESCOTT.EDU  
WEBSITE: WWW.PRESCOTT.EDU

### GREEN FACTS

% food budget spent on local/organic food	40
School has formal sustainability committee	Yes
% of new construction LEED-certified	23
Sustainability-focused degree available	Yes
% of graduates that took a sustainability related course	59
Public GHG inventory plan	Yes
% of school energy from renewable resources	0
School employs a sustainability officer	Yes

### STUDENT BODY

Total undergrad enrollment	464
# of applicants	573
% of applicants accepted	68
% of acceptees attending	12
Average HS GPA	3.2
Range SAT Critical Reading	455–635
Range SAT Math	435–570
Range SAT Writing	430–575
Range ACT Composite	20–28
% students graduating within 4 years	17
% students graduating within 6 years	35

### Most popular majors

Elementary Education and Teaching; Environmental Studies; Education

### COST

Annual tuition	\$26,088
Required fees	\$1,415
Room and board	\$8,374
% frosh receiving any aid	93
% ugrads receiving any aid	88

## PRINCETON UNIVERSITY

PO Box 430, PRINCETON, NJ  
08544-0430

ADMISSIONS: 609-258-3060  
FAX: 609-258-6743

E-MAIL: UAOFFICE@PRINCETON.EDU  
WEBSITE: WWW.PRINCETON.EDU

### GREEN FACTS

**Available transportation alternatives:**  
bike storage, shower facilities, and lockers for bicycle commuters; bicycle plan; free or reduced price transit passes; condensed work week option for employees; carpool/vanpool matching program; reduced parking fees for car and van poolers; programs to encourage employees to live close to campus; car sharing program

% food budget spent on local/organic food	21
School has formal sustainability committee	Yes
% of new construction LEED-certified	14
Waste diversion rate (%)	57
% of graduates that took a sustainability related course	8
Public GHG inventory plan	Yes
% of school energy from renewable resources	0
School employs a sustainability officer	Yes

### STUDENT BODY

Total undergrad enrollment	5,391
# of applicants	26,641
% of applicants accepted	7
% of acceptees attending	66
Average HS GPA	3.9
Range SAT Critical Reading	690–800
Range SAT Math	710–800
Range SAT Writing	700–800
Range ACT Composite	31–35
% students graduating within 4 years	90
% students graduating within 6 years	96

### Most popular majors

Computer Engineering; Public Administration; Economics

### COST

Annual tuition	\$41,820
Room and board	\$13,620
% frosh receiving any aid	59
% ugrads receiving any aid	59



## PRINCIPIA COLLEGE

1 MAYBECK PLACE, ELSA, IL 62028  
**ADMISSIONS:** 618-374-5181  
**FAX:** 618-374-4000  
**E-MAIL:** COLLEGEADMISSIONS@PRINCIPIA.EDU  
**WEBSITE:** WWW.PRINCIPIACOLLEGE.EDU

### GREEN FACTS

**Available transportation alternatives:** bike storage, shower facilities, and lockers for bicycle commuters; bicycle plan; telecommute program for employees; carpool/vanpool matching program; programs to encourage employees to live close to campus; adopted a policy prohibiting idling;

% food budget spent on local/organic food	1
School has formal sustainability committee	Yes
% of new construction LEED-certified	0
Waste diversion rate (%)	53
Sustainability-focused degree available	Yes
% of graduates that took a sustainability related course	77
Public GHG inventory plan	Yes
% of school energy from renewable resources	100

### STUDENT BODY

Total undergrad enrollment	464
# of applicants	159
% of applicants accepted	75
% of acceptees attending	66
Average HS GPA	3.4
Range SAT Critical Reading	460–590
Range SAT Math	470–608
Range SAT Writing	460–568
Range ACT Composite	21–27
% students graduating within 4 years	71
% students graduating within 6 years	80

### Most popular majors

Fine Arts; Business/Commerce; Digital Arts

### COST

Annual tuition	\$26,940
Required fees	\$500
Room and board	\$10,810
% frosh receiving any aid	96
% ugrads receiving any aid	96

## PURDUE UNIVERSITY— WEST LAFAYETTE

475 STADIUM MALL DRIVE, WEST LAFAYETTE, IN 47907-2050  
**ADMISSIONS:** 765-494-1776  
**FAX:** 765-494-0544  
**E-MAIL:** ADMISSIONS@PURDUE.EDU  
**WEBSITE:** WWW.PURDUE.EDU

### GREEN FACTS

**Available transportation alternatives:** bicycle-sharing program; bike storage, shower facilities, and lockers for bicycle commuters; free or reduced price transit passes; condensed work week option for employees; telecommute program for employees; carpool/vanpool matching program

% food budget spent on local/organic food	4
School has formal sustainability committee	Yes
% of new construction LEED-certified	66
Waste diversion rate (%)	80
Sustainability-focused degree available	Yes
% of graduates that took a sustainability related course	54
School employs a sustainability officer	Yes

### STUDENT BODY

Total undergrad enrollment	29,497
# of applicants	45,023
% of applicants accepted	59
% of acceptees attending	26
Average HS GPA	3.7
Range SAT Critical Reading	520–630
Range SAT Math	560–700
Range SAT Writing	520–640
Range ACT Composite	25–31
% students graduating within 4 years	47
% students graduating within 6 years	76

### Most popular majors

Mechanical Engineering; Biology/Biological Sciences; Business Administration and Management

### COST

Annual in-state tuition	\$9,208
Annual out-of-state tuition	\$28,010
Required fees	\$794
Room and board	\$10,030
% frosh receiving any aid	74
% ugrads receiving any aid	77
Average cumulative indebtedness	\$27,711

## RADFORD UNIVERSITY

PO BOX 6903, RADFORD, VA 24142  
**ADMISSIONS:** 540-831-5371  
**FAX:** 540-831-5038  
**E-MAIL:** ADMISSIONS@RADFORD.EDU  
**WEBSITE:** WWW.RADFORD.EDU

### GREEN FACTS

**Available transportation alternatives:** bike storage, shower facilities, and lockers for bicycle commuters; free or reduced price transit passes; condensed work week option for employees; telecommute program for employees; carpool/vanpool matching program

% food budget spent on local/organic food	8
School has formal sustainability committee	Yes
% of new construction LEED-certified	100
Waste diversion rate (%)	56
Sustainability-focused degree available	Yes
% of graduates that took a sustainability related course	100
Public GHG inventory plan	Yes
% of school energy from renewable resources	1
School employs a sustainability officer	Yes

### STUDENT BODY

Total undergrad enrollment	8,880
# of applicants	7,617
% of applicants accepted	83
% of acceptees attending	31
Average HS GPA	3.2
Range SAT Critical Reading	450–530
Range SAT Math	440–520
Range SAT Writing	420–510
Range ACT Composite	18–22
% students graduating within 4 years	44
% students graduating within 6 years	59

### Most popular majors

Physical Education Teaching and Coaching; Multi-/Interdisciplinary Studies; Criminal Justice

### COST

Annual in-state tuition	\$6,788
Annual out-of-state tuition	\$18,626
Required fees	\$3,021
Room and board	\$8,677
% frosh receiving any aid	79
% ugrads receiving any aid	77
Average cumulative indebtedness	\$27,666

## RANDOLPH COLLEGE

2500 RIVERMONT AVENUE, LYNCHBURG,  
VA 24503-1555  
**ADMISSIONS:** 434-947-8100  
**FAX:** 434-947-8996  
**E-MAIL:** ADMISSIONS@  
 RANDOLPHCOLLEGE.EDU  
**WEBSITE:** WWW.RANDOLPHCOLLEGE.COM

### GREEN FACTS

**Available transportation alternatives:** bicycle-sharing program; bike storage, shower facilities, and lockers for bicycle commuters; free or reduced price transit passes; carpool/vanpool matching program; reduced parking fees for car and van poolers; programs to encourage employees to live close to campus; adopted a policy prohibiting idling

% food budget spent on local/organic food	30
School has formal sustainability committee	Yes
Waste diversion rate (%)	20
Sustainability-focused degree available	Yes
% of graduates that took a sustainability related course	100
% of school energy from renewable resources	5
School employs a sustainability officer	Yes

### STUDENT BODY

Total undergrad enrollment	672
# of applicants	1,207
% of applicants accepted	81
% of acceptees attending	19
Average HS GPA	3.5
Range SAT Critical Reading	460–570
Range SAT Math	450–550
Range SAT Writing	440–550
Range ACT Composite	19–24
% students graduating within 4 years	59
% students graduating within 6 years	69

### Most popular majors

Psychology; Biology/Biological Sciences; English Language and Literature

### COST

Annual tuition	\$34,800
Required fees	\$610
Room and board	\$12,106
% frosh receiving any aid	99
% ugrads receiving any aid	99
Average cumulative indebtedness	\$35,441

## RICE UNIVERSITY

MS 17 PO Box 1892, HOUSTON, TX  
77251-1892  
**ADMISSIONS:** 713-348-7423  
**FAX:** 713-348-5952  
**E-MAIL:** ADMI@RICE.EDU  
**WEBSITE:** WWW.RICE.EDU

### GREEN FACTS

**Available transportation alternatives:** bicycle-sharing program; bike storage, shower facilities, and lockers for bicycle commuters; free or reduced price transit passes; condensed work week option for employees; carpool/vanpool matching program; reduced parking fees for car and van poolers; programs to encourage employees to live close to campus; adopted a policy prohibiting idling

% food budget spent on local/organic food	20
% of new construction LEED-certified	96
Waste diversion rate (%)	28
Sustainability-focused degree available	Yes
% of graduates that took a sustainability related course	31
Public GHG inventory plan	Yes
% of school energy from renewable resources	0
School employs a sustainability officer	Yes

### STUDENT BODY

Total undergrad enrollment	3,910
# of applicants	17,951
% of applicants accepted	16
% of acceptees attending	34
Range SAT Critical Reading	680–760
Range SAT Math	710–800
Range SAT Writing	680–770
Range ACT Composite	32–35
% students graduating within 4 years	80
% students graduating within 6 years	91

### Most popular majors

Biology/Biological Sciences; Psychology; Economics

### COST

Annual tuition	\$41,560
Required fees	\$693
Room and board	\$13,650
% frosh receiving any aid	41
% ugrads receiving any aid	39

## RIDER UNIVERSITY

2083 LAWRENCEVILLE ROAD,  
LAWRENCEVILLE, NJ 08648-3099  
**ADMISSIONS:** 609-896-5042  
**FAX:** 609-895-6645  
**E-MAIL:** ADMISSIONS@RIDER.EDU  
**WEBSITE:** WWW.RIDER.EDU

### GREEN FACTS

**Available transportation alternatives:** bike storage, shower facilities, and lockers for bicycle commuters; free or reduced price transit passes; condensed work week option for employees; telecommute program for employees; carpool/vanpool matching program; programs to encourage employees to live close to campus; adopted a policy prohibiting idling

% food budget spent on local/organic food	15
School has formal sustainability committee	Yes
% of new construction LEED-certified	100
Waste diversion rate (%)	24
Sustainability-focused degree available	No
Public GHG inventory plan	Yes
% of school energy from renewable resources	0
School employs a sustainability officer	Yes

### STUDENT BODY

Total undergrad enrollment	4,128
# of applicants	9,851
% of applicants accepted	69
% of acceptees attending	13
Average HS GPA	3.3
Range SAT Critical Reading	450–550
Range SAT Math	460–560
Range SAT Writing	450–540
Range ACT Composite	19–25
% students graduating within 4 years	54
% students graduating within 6 years	64

### Most popular majors

Accounting; Business Administration; Management and Operations; Elementary Education and Teaching

### COST

Annual tuition	\$37,650
Required fees	\$710
Room and board	\$13,770



## ROCHESTER INSTITUTE OF TECHNOLOGY

60 LOMB MEMORIAL DRIVE, ROCHESTER,  
NY 14623-5604

ADMISSIONS: 585-475-6631

FAX: 585-475-7424

E-MAIL: ADMISSIONS@RIT.EDU

WEBSITE: WWW.RIT.EDU

### GREEN FACTS

#### Available transportation alternatives:

bike storage, shower facilities, and lockers for bicycle commuters; bicycle plan; free or reduced price transit passes; telecommute program for employees; carpool/vanpool matching program; reduced parking fees for car and van poolers; programs to encourage employees to live close to campus

% food budget spent on local/organic food	34
School has formal sustainability committee	Yes
% of new construction LEED-certified	100
Waste diversion rate (%)	41
Sustainability-focused degree available	Yes
% of graduates that took a sustainability related course	23
Public GHG inventory plan	Yes
% of school energy from renewable resources	7
School employs a sustainability officer	Yes

### STUDENT BODY

Total undergrad enrollment	13,543
# of applicants	18,598
% of applicants accepted	57
% of acceptees attending	27
Average HS GPA	3.6
Range SAT Critical Reading	550-660
Range SAT Math	580-690
Range SAT Writing	520-630
Range ACT Composite	26-31
% students graduating within 4 years	34
% students graduating within 6 years	70

#### Most popular majors

Photography; Mechanical Engineering; Information Technology

### COST

Annual tuition	\$36,596
Required fees	\$528
Room and board	\$11,918
% frosh receiving any aid	87
% ugrads receiving any aid	77

## ROLLINS COLLEGE

1000 HOLT AVENUE, WINTER PARK, FL  
32789-4499

ADMISSIONS: 407-646-2161

FAX: 407-646-1502

E-MAIL: ADMISSION@ROLLINS.EDU

WEBSITE: WWW.ROLLINS.EDU

### GREEN FACTS

#### Available transportation alternatives:

bicycle-sharing program; bike storage, shower facilities, and lockers for bicycle commuters; bicycle plan; condensed work week option for employees; adopted a policy prohibiting idling

% food budget spent on local/organic food	0
School has formal sustainability committee	Yes
% of new construction LEED-certified	56
Waste diversion rate (%)	53
Sustainability-focused degree available	No
% of graduates that took a sustainability related course	4
% of school energy from renewable resources	0
School employs a sustainability officer	Yes

### STUDENT BODY

Total undergrad enrollment	1,948
# of applicants	4,922
% of applicants accepted	60
% of acceptees attending	17
Average HS GPA	3.3
Range SAT Critical Reading	550-650
Range SAT Math	555-660
Range SAT Writing	550-650
Range ACT Composite	24-29
% students graduating within 4 years	64

#### Most popular majors

Psychology; Visual and Performing Arts; Communication and Media Studies

### COST

Annual tuition	\$44,760
Room and board	\$13,910
% frosh receiving any aid	88
% ugrads receiving any aid	86
Average cumulative indebtedness	\$29,455

## ROOSEVELT UNIVERSITY

430 SOUTH MICHIGAN AVENUE, CHICAGO,  
IL 60605

ADMISSIONS: 877-277-5978

FAX: 847-619-4216

E-MAIL: ADMISSION@ROOSEVELT.EDU

WEBSITE: WWW.ROOSEVELT.EDU

### GREEN FACTS

#### Available transportation alternatives:

bicycle-sharing program; bike storage, shower facilities, and lockers for bicycle commuters; bicycle plan; free or reduced price transit passes

% food budget spent on local/organic food	20
School has formal sustainability committee	Yes
% of new construction LEED-certified	100
Waste diversion rate (%)	34
Sustainability-focused degree available	Yes
% of graduates that took a sustainability related course	4
Public GHG inventory plan	Yes
% of school energy from renewable resources	1

### STUDENT BODY

Total undergrad enrollment	3,239
# of applicants	3,303
% of applicants accepted	72
% of acceptees attending	15
Average HS GPA	3.2
Range SAT Critical Reading	470-640
Range SAT Math	470-610
Range SAT Writing	460-610
Range ACT Composite	19-25
% students graduating within 4 years	24
% students graduating within 6 years	37

#### Most popular majors

Psychology; Biology/Biological Sciences; Accounting

### COST

Annual tuition	\$28,119
% frosh receiving any aid	94
% ugrads receiving any aid	90

## SAINT LOUIS UNIVERSITY

ONE NORTH GRAND BOULEVARD,  
SAINT LOUIS, MO 63103  
ADMISSIONS: 314-977-2500  
FAX: 314-977-7136  
E-MAIL: ADMISSION@SLU.EDU  
WEBSITE: WWW.SLU.EDU

## SAINT MICHAEL'S COLLEGE

ONE WINOOSKI PARK, BOX 7, COLCHESTER,  
VT 05439  
ADMISSIONS: 802-654-3000  
FAX: 802-654-2906  
E-MAIL: ADMISSION@SMCVT.EDU  
WEBSITE: WWW.SMCVT.EDU

## SAINT PETER'S UNIVERSITY

2641 KENNEDY BOULEVARD, JERSEY CITY,  
NJ 07306  
ADMISSIONS: 201-761-7100  
FAX: 201-761-7105  
E-MAIL: ADMISSIONS@SAINTPETERS.EDU  
WEBSITE: WWW.SAINTPETERS.EDU

### GREEN FACTS

#### Available transportation alternatives:

bike storage, shower facilities, and lockers for bicycle commuters; free or reduced price transit passes; condensed work week option for employees; telecommute program for employees; carpool/vanpool matching program; reduced parking fees for car and van poolers; car sharing program

% food budget spent on local/organic food	11
School has formal sustainability committee	Yes
Waste diversion rate (%)	28
Sustainability-focused degree available	Yes
% of graduates that took a sustainability related course	0
% of school energy from renewable resources	0
School employs a sustainability officer	Yes

### STUDENT BODY

Total undergrad enrollment	8,248
# of applicants	13,216
% of applicants accepted	63
% of acceptees attending	20
Average HS GPA	3.9
Range SAT Critical Reading	540–670
Range SAT Math	560–680
Range ACT Composite	25–31
% students graduating within 4 years	64
% students graduating within 6 years	74

#### Most popular majors

Business Administration and Management; Registered Nursing; Biology

### COST

Annual tuition	\$38,700
Required fees	\$526
Room and board	\$10,640
% frosh receiving any aid	97
% ugrads receiving any aid	89
Average cumulative indebtedness	\$33,487

### GREEN FACTS

#### Available transportation alternatives:

bicycle-sharing program; bike storage, shower facilities, and lockers for bicycle commuters; free or reduced price transit passes; condensed work week option for employees; telecommute program for employees; carpool/vanpool matching program

% food budget spent on local/organic food	55
School has formal sustainability committee	Yes
% of new construction LEED-certified	7
Waste diversion rate (%)	35
Sustainability-focused degree available	No
% of graduates that took a sustainability related course	100
Public GHG inventory plan	No
School employs a sustainability officer	Yes

### STUDENT BODY

Total undergrad enrollment	1,997
# of applicants	2,570
% of applicants accepted	79
% of acceptees attending	23
Average HS GPA	3.5
Range SAT Critical Reading	540–630
Range SAT Math	530–630
Range SAT Writing	530–630
Range ACT Composite	24–28
% students graduating within 4 years	69
% students graduating within 6 years	76

#### Most popular majors

Business/Commerce; Biology/Biological Sciences; Psychology

### COST

Annual tuition	\$40,425
Required fees	\$325
Room and board	\$10,975
% frosh receiving any aid	99
% ugrads receiving any aid	98
Average cumulative indebtedness	\$36,625

### GREEN FACTS

#### Available transportation alternatives:

bicycle-sharing program; bicycle plan; free or reduced price transit passes; condensed work week option for employees; adopted a policy prohibiting idling

% food budget spent on local/organic food	0
School has formal sustainability committee	Yes
% of new construction LEED-certified	100
Waste diversion rate (%)	0
Sustainability-focused degree available	No
Public GHG inventory plan	Yes
% of school energy from renewable resources	0
School employs a sustainability officer	Yes

### STUDENT BODY

Total undergrad enrollment	2,525
# of applicants	4,528
% of applicants accepted	67
% of acceptees attending	19
Average HS GPA	3.2
Range SAT Critical Reading	400–500
Range SAT Math	410–510
Range SAT Writing	400–490
Range ACT Composite	16–21
% students graduating within 4 years	37
% students graduating within 6 years	55

#### Most popular majors

Business Administration and Management; Biology/Biological Sciences; Registered Nursing

### COST

% frosh receiving any aid	98
% ugrads receiving any aid	90



## SALISBURY UNIVERSITY

ADMISSIONS OFFICE, SALISBURY, MD  
21801

ADMISSIONS: 410-543-6161

FAX: 410-546-6016

E-MAIL: ADMISSIONS@SALISBURY.EDU

WEBSITE: WWW.SALISBURY.EDU

### GREEN FACTS

**Available transportation alternatives:**  
bike storage, shower facilities, and lockers for bicycle commuters; bicycle plan; free or reduced price transit passes; carpool/vanpool matching program; car sharing program

% food budget spent on local/organic food	10
School has formal sustainability committee	Yes
% of new construction LEED-certified	100
Waste diversion rate (%)	55
Sustainability-focused degree available	No
% of graduates that took a sustainability related course	3
Public GHG inventory plan	Yes
% of school energy from renewable resources	0
School employs a sustainability officer	Yes

### STUDENT BODY

Total undergrad enrollment	7,849
# of applicants	8,360
% of applicants accepted	61
% of acceptees attending	23
Average HS GPA	3.7
Range SAT Critical Reading	540–620
Range SAT Math	540–620
Range SAT Writing	530–605
Range ACT Composite	21–26
% students graduating within 4 years	45
% students graduating within 6 years	67

### Most popular majors

Registered Nursing; Biology/  
Biological Sciences; Kinesiology  
and Exercise Science

### COST

Annual in-state tuition	\$6,712
Annual out-of-state tuition	\$15,058
Required fees	\$2,374
Room and board	\$11,010
% frosh receiving any aid	87
% ugrads receiving any aid	76
Average cumulative indebtedness	\$25,376

## SAN DIEGO STATE UNIVERSITY

5500 CAMPANILE DRIVE, SAN DIEGO, CA  
92182-7455

ADMISSIONS: 619-594-6336

WEBSITE: WWW.SDSU.EDU

### GREEN FACTS

**Available transportation alternatives:**  
car sharing program

% food budget spent on local/organic food	20
School has formal sustainability committee	Yes
% of new construction LEED-certified	0
Waste diversion rate (%)	32
Sustainability-focused degree available	Yes
% of graduates that took a sustainability related course	59
% of school energy from renewable resources	1
School employs a sustainability officer	Yes

### STUDENT BODY

Total undergrad enrollment	29,234
# of applicants	58,970
% of applicants accepted	34
% of acceptees attending	26
Average HS GPA	3.7
Range SAT Critical Reading	500–600
Range SAT Math	510–630
Range SAT Writing	490–590
Range ACT Composite	22–28
% students graduating within 4 years	30
% students graduating within 6 years	69

### Most popular majors

Psychology; Criminal Justice;  
Business Administration and  
Management

### COST

Annual in-state tuition	\$5,472
Annual out-of-state tuition	\$16,632
Required fees	\$1,504
Room and board	\$15,826
% frosh receiving any aid	61
% ugrads receiving any aid	66
Average cumulative indebtedness	\$20,100

## SAN FRANCISCO STATE UNIVERSITY

1600 HOLLOWAY AVENUE, SAN  
FRANCISCO, CA 94132

ADMISSIONS: 415-338-6486

FAX: 415-338-3880

E-MAIL: UGADMIT@SFSU.EDU

WEBSITE: WWW.SFSU.EDU

### GREEN FACTS

**Available transportation alternatives:**  
bike storage, shower facilities, and lockers for bicycle commuters; bicycle plan; free or reduced price transit passes; condensed work week option for employees; telecommute program for employees; carpool/vanpool matching program; reduced parking fees for car and van poolers; programs to encourage employees to live close to campus

% food budget spent on local/organic food	15
School has formal sustainability committee	Yes
Waste diversion rate (%)	66
Sustainability-focused degree available	No
% of graduates that took a sustainability related course	7
Public GHG inventory plan	Yes
% of school energy from renewable resources	0
School employs a sustainability officer	Yes

### STUDENT BODY

Total undergrad enrollment	26,906
# of applicants	35,122
% of applicants accepted	68
% of acceptees attending	18
Average HS GPA	3.2
Range SAT Critical Reading	430–540
Range SAT Math	430–550
Range ACT Composite	18–24
% students graduating within 4 years	18
% students graduating within 6 years	51

### Most popular majors

Psychology; Marketing;  
Communication

### COST

Annual in-state tuition	\$5,472
Annual out-of-state tuition	\$16,632
Required fees	\$1,004
Room and board	\$12,234
Average cumulative indebtedness	\$21,095

## SANTA CLARA UNIVERSITY

500 EL CAMINO REAL, SANTA CLARA, CA  
95053

ADMISSIONS: 408-554-4700

FAX: 408-554-5255

E-MAIL: ADMISSION@SCU.EDU

WEBSITE: WWW.SCU.EDU

### GREEN FACTS

#### Available transportation alternatives:

bicycle-sharing program; bike storage, shower facilities, and lockers for bicycle commuters; bicycle plan; free or reduced price transit passes; condensed work week option for employees; telecommute program for employees; carpool/vanpool matching program

% food budget spent on local/organic food	24
School has formal sustainability committee	Yes
% of new construction LEED-certified	5
Waste diversion rate (%)	57
Sustainability-focused degree available	Yes
% of graduates that took a sustainability related course	88
Public GHG inventory plan	Yes
% of school energy from renewable resources	40
School employs a sustainability officer	Yes

### STUDENT BODY

Total undergrad enrollment	5,385
# of applicants	14,899
% of applicants accepted	49
% of acceptees attending	17
Average HS GPA	3.7
Range SAT Critical Reading	590–690
Range SAT Math	620–710
Range ACT Composite	27–32
% students graduating within 4 years	77
% students graduating within 6 years	84

#### Most popular majors

Speech Communication and Rhetoric; Biology/Biological Sciences

### COST

Room and board	\$13,965
% frosh receiving any aid	70
% ugrads receiving any aid	77
Average cumulative indebtedness	\$27,407

## SEATTLE UNIVERSITY

ADMISSIONS OFFICE, SEATTLE, WA  
98122-1090

ADMISSIONS: 206-296-2000

FAX: 206-296-5656

E-MAIL: ADMISSIONS@SEATTLEU.EDU

WEBSITE: WWW.SEATTLEU.EDU

### GREEN FACTS

#### Available transportation alternatives:

bike storage, shower facilities, and lockers for bicycle commuters; bicycle plan; free or reduced price transit passes; carpool/vanpool matching program; reduced parking fees for car and van poolers; adopted a policy prohibiting idling

% food budget spent on local/organic food	10
School has formal sustainability committee	Yes
% of new construction LEED-certified	4
Waste diversion rate (%)	38
Sustainability-focused degree available	Yes
% of graduates that took a sustainability related course	1
Public GHG inventory plan	Yes
% of school energy from renewable resources	1
School employs a sustainability officer	Yes

### STUDENT BODY

Total undergrad enrollment	4,711
# of applicants	7,806
% of applicants accepted	73
% of acceptees attending	18
Average HS GPA	3.6
Range SAT Critical Reading	530–650
Range SAT Math	530–630
Range SAT Writing	530–630
Range ACT Composite	24–27
% students graduating within 4 years	64
% students graduating within 6 years	79

#### Most popular majors

Liberal Arts and Sciences Studies and Humanities; Registered Nursing; Business/Commerce

### COST

Annual tuition	\$38,970
Required fees	\$720
Room and board	\$11,121
% frosh receiving any aid	95
% ugrads receiving any aid	83
Average cumulative indebtedness	\$28,284

## SEWANEE: THE UNIVERSITY OF THE SOUTH

735 UNIVERSITY AVENUE, SEWANEE, TN  
37383-1000

ADMISSIONS: 931-598-1238

FAX: 931-538-3248

E-MAIL: ADMISSION@SEWANEE.EDU

WEBSITE: WWW.SEWANEE.EDU

### GREEN FACTS

#### Available transportation alternatives:

bike storage, shower facilities, and lockers for bicycle commuters; bicycle plan; programs to encourage employees to live close to campus; adopted a policy prohibiting idling

% food budget spent on local/organic food	20
School has formal sustainability committee	Yes
% of new construction LEED-certified	5
Sustainability-focused degree available	Yes
% of graduates that took a sustainability related course	14
Public GHG inventory plan	Yes
% of school energy from renewable resources	7
School employs a sustainability officer	Yes

### STUDENT BODY

Total undergrad enrollment	1,710
# of applicants	4,509
% of applicants accepted	41
% of acceptees attending	26
Average HS GPA	3.7
Range SAT Critical Reading	580–670
Range SAT Math	560–650
Range SAT Writing	560–660
Range ACT Composite	26–30
% students graduating within 4 years	74
% students graduating within 6 years	78

#### Most popular majors

English Language and Literature; Economics; History

### COST

Required fees	\$272
% frosh receiving any aid	85
% ugrads receiving any aid	80
Average cumulative indebtedness	\$22,362



## SHERIDAN COLLEGE

1430 TRAFALGAR RD, OAKVILLE,  
ONTARIO CANADA

### GREEN FACTS

#### Available transportation alternatives:

bike storage, shower facilities, and lockers for bicycle commuters; free or reduced price transit passes; condensed work week option for employees; telecommute program for employees; carpool/vanpool matching program; reduced parking fees for car and van poolers; car sharing program

School has formal sustainability committee	Yes
% of new construction LEED-certified	34
Waste diversion rate (%)	14
% of graduates that took a sustainability related course	48
Public GHG inventory plan	Yes
% of school energy from renewable resources	0
School employs a sustainability officer	Yes

## SIMON FRASER UNIVERSITY

8888 UNIVERSITY DR., BURNABY,  
BRITISH COLUMBIA CANADA

### GREEN FACTS

#### Available transportation alternatives:

bike storage, shower facilities, and lockers for bicycle commuters; free or reduced price transit passes; telecommute program for employees; carpool/vanpool matching program; programs to encourage employees to live close to campus; car sharing program

% food budget spent on local/organic food	28
School has formal sustainability committee	Yes
% of new construction LEED-certified	0
Waste diversion rate (%)	36
Sustainability-focused degree available	Yes
% of graduates that took a sustainability related course	24
Public GHG inventory plan	Yes
% of school energy from renewable resources	0
School employs a sustainability officer	Yes

## SKIDMORE COLLEGE

815 NORTH BROADWAY, SARATOGA  
SPRINGS, NY 12866-1632

ADMISSIONS: 518-580-5570

FAX: 518-580-5584

E-MAIL: ADMISSIONS@SKIDMORE.EDU

WEBSITE: WWW.SKIDMORE.EDU

### GREEN FACTS

#### Available transportation alternatives:

bicycle-sharing program; bike storage, shower facilities, and lockers for bicycle commuters; bicycle plan; free or reduced price transit passes; condensed work week option for employees; telecommute program for employees; carpool/vanpool matching program; car sharing program

% food budget spent on local/organic food	11
School has formal sustainability committee	Yes
Sustainability-focused degree available	No
% of graduates that took a sustainability related course	48
Public GHG inventory plan	Yes
% of school energy from renewable resources	0
School employs a sustainability officer	Yes

### STUDENT BODY

Total undergrad enrollment	2,634
# of applicants	8,508
% of applicants accepted	36
% of acceptees attending	22
Range SAT Critical Reading	550-670
Range SAT Math	560-673
Range SAT Writing	560-670
Range ACT Composite	26-30
% students graduating within 4 years	83
% students graduating within 6 years	86

#### Most popular majors

Business/Commerce; Psychology;  
English Language and Literature

### COST

Annual tuition	\$48,024
Required fees	\$946
Room and board	\$13,072
% frosh receiving any aid	49
% ugrads receiving any aid	51
Average cumulative indebtedness	\$22,557

# SLIPPERY ROCK UNIVERSITY OF PENNSYLVANIA

1 MORROW WAY, SLIPPERY ROCK, PA  
16057

ADMISSIONS: 724-738-2015

FAX: 724-738-2913

E-MAIL: ASKTHE ROCK@SRU.EDU

WEBSITE: WWW.SRU.EDU

## GREEN FACTS

### Available transportation alternatives:

bicycle-sharing program; bike storage, shower facilities, and lockers for bicycle commuters; bicycle plan

% food budget spent on local/organic food	28
School has formal sustainability committee	Yes
% of new construction LEED-certified	1
Waste diversion rate (%)	31
Sustainability-focused degree available	Yes
% of graduates that took a sustainability related course	5
Public GHG inventory plan	Yes
% of school energy from renewable resources	9
School employs a sustainability officer	Yes

## STUDENT BODY

Total undergrad enrollment	7,583
# of applicants	5,781
% of applicants accepted	68
% of acceptees attending	39
Average HS GPA	3.4
Range SAT Critical Reading	450–540
Range SAT Math	460–540
Range SAT Writing	420–520
Range ACT Composite	19–24
% students graduating within 4 years	52
% students graduating within 6 years	68

### Most popular majors

Kinesiology and Exercise Science;  
Business Administration and  
Management

## COST

Annual in-state tuition	\$7,060
Annual out-of-state tuition	\$10,590
Required fees	\$2,585
Room and board	\$10,022
% frosh receiving any aid	93
% undergrads receiving any aid	94
Average cumulative indebtedness	\$32,039

# SMITH COLLEGE

7 COLLEGE LANE, NORTHAMPTON, MA  
01063

ADMISSIONS: 413-585-2500

FAX: 413-585-2527

E-MAIL: ADMISSION@SMITH.EDU

WEBSITE: WWW.SMITH.EDU

## GREEN FACTS

### Available transportation alternatives:

bicycle-sharing program; bike storage, shower facilities, and lockers for bicycle commuters; bicycle plan; free or reduced price transit passes; carpool/vanpool matching program; reduced parking fees for car and van poolers; adopted a policy prohibiting idling; car sharing program

% food budget spent on local/organic food	37
School has formal sustainability committee	Yes
% of new construction LEED-certified	90
Waste diversion rate (%)	95
Sustainability-focused degree available	Yes
% of graduates that took a sustainability related course	100
Public GHG inventory plan	Yes
% of school energy from renewable resources	0
School employs a sustainability officer	Yes

## STUDENT BODY

Total undergrad enrollment	2,478
# of applicants	5,006
% of applicants accepted	38
% of acceptees attending	32
Average HS GPA	3.9
Range SAT Critical Reading	620–740
Range SAT Math	620–720
Range SAT Writing	630–720
Range ACT Composite	28–32
% students graduating within 4 years	82
% students graduating within 6 years	87

### Most popular majors

Psychology; Political Science and  
Government; Economics

## COST

% frosh receiving any aid	70
% undergrads receiving any aid	71
Average cumulative indebtedness	\$20,514

# SOUTHERN CONNECTICUT STATE UNIVERSITY

SCSU-ADMISSIONS HOUSE, NEW HAVEN,  
CT 06515-1202

ADMISSIONS: 203-392-5644

FAX: 203-392-5727

WEBSITE: WWW.SOUTHERNCT.EDU

## GREEN FACTS

### Available transportation alternatives:

bike storage, shower facilities, and lockers for bicycle commuters; free or reduced price transit passes; carpool/vanpool matching program; adopted a policy prohibiting idling; car sharing program

School has formal sustainability committee	Yes
% of new construction LEED-certified	16
Waste diversion rate (%)	62
Sustainability-focused degree available	Yes
% of graduates that took a sustainability related course	0
Public GHG inventory plan	Yes
% of school energy from renewable resources	1
School employs a sustainability officer	Yes

## STUDENT BODY

Total undergrad enrollment	8,525
# of applicants	4,978
% of applicants accepted	75
% of acceptees attending	37
Range SAT Critical Reading	420–520
Range SAT Math	410–530
Range SAT Writing	420–530
Range ACT Composite	17–22
% students graduating within 4 years	12
% students graduating within 6 years	44

## COST

Annual in-state tuition	\$4,285
Annual out-of-state tuition	\$15,137
Required fees	\$4,256
Room and board	\$10,687



# SOUTHERN ILLINOIS UNIVERSITY CARBONDALE

UNDERGRADUATE ADMISSIONS, MAILCODE  
4710, CARBONDALE, IL 62901  
ADMISSIONS: 618-536-4405  
FAX: 618-453-4609  
E-MAIL: ADMISSIONS@SIU.EDU  
WEBSITE: WWW.SIU.EDU

## GREEN FACTS

**Available transportation alternatives:**  
bike storage, shower facilities, and  
lockers for bicycle commuters; free  
or reduced price transit passes; con-  
densed work week option for  
employees

% food budget spent on local/organic food	17
School has formal sustainability committee	Yes
% of new construction LEED-certified	57
Waste diversion rate (%)	18
Sustainability-focused degree available	Yes
% of graduates that took a sustainability related course	83
% of school energy from renewable resources	0
School employs a sustainability officer	Yes

## STUDENT BODY

Total undergrad enrollment	13,031
# of applicants	10,645
% of applicants accepted	81
% of acceptees attending	25
Average HS GPA	3.1
Range SAT Critical Reading	460–610
Range SAT Math	470–600
Range ACT Composite	19–25
% students graduating within 4 years	26
% students graduating within 6 years	45

## Most popular majors

Business Administration and  
Management; Elementary Education  
and Teaching; Health/Health Care  
Administration/Management

## COST

Annual in-state tuition	\$8,835
Annual out-of-state tuition	\$22,088
Average cumulative indebtedness	\$33,288

# SOUTHERN OREGON UNIVERSITY

OFFICE OF ADMISSIONS, ASHLAND, OR  
97520-5032  
ADMISSIONS: 541-552-6411  
FAX: 541-552-8403  
E-MAIL: ADMISSIONS@SOU.EDU  
WEBSITE: WWW.SOU.EDU

## GREEN FACTS

**Available transportation alternatives:**  
bicycle-sharing program; bike  
storage, shower facilities, and  
lockers for bicycle commuters;  
bicycle plan; free or reduced price  
transit passes

% food budget spent on local/organic food	30
School has formal sustainability committee	Yes
% of new construction LEED-certified	86
Waste diversion rate (%)	66
Sustainability-focused degree available	Yes
% of graduates that took a sustainability related course	11
Public GHG inventory plan	Yes
% of school energy from renewable resources	2
School employs a sustainability officer	Yes

## STUDENT BODY

Total undergrad enrollment	5,401
# of applicants	2,411
% of applicants accepted	95
% of acceptees attending	36
Average HS GPA	3.3
Range SAT Critical Reading	460–590
Range SAT Math	450–560
Range SAT Writing	430–550
Range ACT Composite	20–25
% students graduating within 4 years	21
% students graduating within 6 years	39

## Most popular majors

Business Administration and  
Management; Psychology; Visual  
and Performing Arts

## COST

Annual in-state tuition	\$6,615
Annual out-of-state tuition	\$20,835
Required fees	\$1,530
Room and board	\$11,295
% frosh receiving any aid	70
% ugrads receiving any aid	81
Average cumulative indebtedness	\$24,179

# SOUTHWESTERN UNIVERSITY

ADMISSION OFFICE, GEORGETOWN, TX  
78627-0770  
ADMISSIONS: 512-863-1200  
FAX: 512-863-9601  
E-MAIL: ADMISSION@SOUTHWESTERN.EDU  
WEBSITE: WWW.SOUTHWESTERN.EDU

## GREEN FACTS

**Available transportation alternatives:**  
bicycle-sharing program; bicycle  
plan; condensed work week option  
for employees; telecommute  
program for employees

% food budget spent on local/organic food	65
School has formal sustainability committee	Yes
% of new construction LEED-certified	80
Waste diversion rate (%)	37
Sustainability-focused degree available	No
Public GHG inventory plan	Yes
% of school energy from renewable resources	0
School employs a sustainability officer	Yes

## STUDENT BODY

Total undergrad enrollment	1,538
# of applicants	3,487
% of applicants accepted	49
% of acceptees attending	23
Range SAT Critical Reading	520–630
Range SAT Math	530–630
Range ACT Composite	23–28
% students graduating within 4 years	65

## Most popular majors

Business/Commerce; Biology/  
Biological Sciences; Psychology

## COST

Annual tuition	\$37,560
Room and board	\$12,108
% frosh receiving any aid	99
% ugrads receiving any aid	97

## SPELMAN COLLEGE

350 SPELMAN LANE, ATLANTA, GA  
30314-4399

Admissions: 404-270-5193

Fax: 404-270-5201

E-mail: [ADMISS@SPELMAN.EDU](mailto:ADMISS@SPELMAN.EDU)

Website: [WWW.SPELMAN.EDU](http://WWW.SPELMAN.EDU)

### GREEN FACTS

#### Available transportation alternatives:

bike storage, shower facilities, and lockers for bicycle commuters; free or reduced price transit passes; condensed work week option for employees; carpool/vanpool matching program; reduced parking fees for car and van poolers; programs to encourage employees to live close to campus; car sharing program

% food budget spent on local/organic food	6
School has formal sustainability committee	Yes
% of new construction LEED-certified	100
Waste diversion rate (%)	24
Sustainability-focused degree available	Yes
% of graduates that took a sustainability related course	100
% of school energy from renewable resources	0

### STUDENT BODY

Total undergrad enrollment	2,144
# of applicants	5,051
% of applicants accepted	48
% of acceptees attending	23
Average HS GPA	3.6
Range SAT Critical Reading	470–570
Range SAT Math	450–550
Range SAT Writing	450–550
Range ACT Composite	20–23
% students graduating within 4 years	69
% students graduating within 6 years	76

#### Most popular majors

Political Science and Government;  
Psychology; Biology

### COST

Annual tuition	\$22,827
Required fees	\$3,561
Room and board	\$12,363
% frosh receiving any aid	84
% ugrads receiving any aid	90
Average cumulative indebtedness	\$32,550

## ST. JOHN'S COLLEGE (NM)

1160 CAMINO CRUZ BLANCA, SANTA FE,  
NM 87505

Admissions: 505-984-6060

Fax: 505-984-6162

E-mail: [SANTAFE.ADMISSIONS@SJC.EDU](mailto:SANTAFE.ADMISSIONS@SJC.EDU)

Website: [WWW.SJC.EDU](http://WWW.SJC.EDU)

### GREEN FACTS

#### Available transportation alternatives:

bicycle-sharing program; free or reduced price transit passes; condensed work week option for employees; telecommute program for employees

% food budget spent on local/organic food	5
School has formal sustainability committee	Yes
% of new construction LEED-certified	0
Waste diversion rate (%)	14
Sustainability-focused degree available	Yes
Public GHG inventory plan	No
% of school energy from renewable resources	0
School employs a sustainability officer	Yes

### STUDENT BODY

Total undergrad enrollment	324
# of applicants	177
% of applicants accepted	81
% of acceptees attending	53
Range SAT Critical Reading	600–730
Range SAT Math	560–690
Range SAT Writing	570–680
Range ACT Composite	26–31
% students graduating within 4 years	42

### COST

% frosh receiving any aid	100
% ugrads receiving any aid	81
Average cumulative indebtedness	\$26,195

## ST. JOHN'S UNIVERSITY

8000 UTOPIA PARKWAY, QUEENS, NY  
11439

Admissions: 718-990-2000

Fax: 718-990-2096

E-mail: [ADMISSION@STJOHNS.EDU](mailto:ADMISSION@STJOHNS.EDU)

Website: [WWW.STJOHNS.EDU](http://WWW.STJOHNS.EDU)

### GREEN FACTS

#### Available transportation alternatives:

bike storage, shower facilities, and lockers for bicycle commuters; bicycle plan; free or reduced price transit passes; condensed work week option for employees; telecommute program for employees; carpool/vanpool matching program

% food budget spent on local/organic food	35
School has formal sustainability committee	Yes
% of new construction LEED-certified	0
Waste diversion rate (%)	68
Sustainability-focused degree available	Yes
% of graduates that took a sustainability related course	33
Public GHG inventory plan	Yes
% of school energy from renewable resources	3
School employs a sustainability officer	Yes

### STUDENT BODY

Total undergrad enrollment	16,210
# of applicants	36,086
% of applicants accepted	65
% of acceptees attending	14
Average HS GPA	3.5
Range SAT Critical Reading	480–580
Range SAT Math	480–600
Range ACT Composite	22–27
% students graduating within 4 years	41
% students graduating within 6 years	58

#### Most popular majors

Pharmacy; Biology/Biological  
Sciences; Psychology

### COST

Annual tuition	\$37,870
Required fees	\$810
Room and board	\$16,390
% frosh receiving any aid	98
% ugrads receiving any aid	96
Average cumulative indebtedness	\$33,179



## ST. LAWRENCE UNIVERSITY

23 ROMODA DRIVE, CANTON, NY 13617  
**ADMISSIONS:** 315-229-5261  
**FAX:** 315-229-5818  
**E-MAIL:** ADMISSIONS@STLAWU.EDU  
**WEBSITE:** WWW.STLAWU.EDU

### GREEN FACTS

**Available transportation alternatives:**  
bicycle-sharing program; condensed work week option for employees; programs to encourage employees to live close to campus; adopted a policy prohibiting idling

% food budget spent on local/organic food	11
School has formal sustainability committee	Yes
Waste diversion rate (%)	22
Sustainability-focused degree available	Yes
% of graduates that took a sustainability related course	100
Public GHG inventory plan	Yes
% of school energy from renewable resources	1
School employs a sustainability officer	Yes

### STUDENT BODY

Total undergrad enrollment	2,435
# of applicants	5,876
% of applicants accepted	46
% of acceptees attending	50
Average HS GPA	3.6
Range SAT Critical Reading	550–650
Range SAT Math	550–660
Range SAT Writing	540–640
Range ACT Composite	26–30
% students graduating within 4 years	82
% students graduating within 6 years	87

### Most popular majors

Economics; Political Science and Government; Psychology

### COST

Annual tuition	\$50,830
% frosh receiving any aid	100
% ugrads receiving any aid	96
Average cumulative indebtedness	\$26,756

## ST. MARY'S COLLEGE OF MARYLAND

ADMISSIONS OFFICE - 18952 E. FISHER RD., ST. MARYS CITY, MD 20686-3001  
**ADMISSIONS:** 240-895-5000  
**FAX:** 240-895-5001  
**E-MAIL:** ADMISSIONS@SMCM.EDU  
**WEBSITE:** WWW.SMCM.EDU

### GREEN FACTS

**Available transportation alternatives:**  
bike storage, shower facilities, and lockers for bicycle commuters; bicycle plan

% food budget spent on local/organic food	0
School has formal sustainability committee	Yes
% of new construction LEED-certified	61
Waste diversion rate (%)	46
Sustainability-focused degree available	Yes
Public GHG inventory plan	Yes
% of school energy from renewable resources	64
School employs a sustainability officer	Yes

### STUDENT BODY

Total undergrad enrollment	1,771
# of applicants	1,874
% of applicants accepted	79
% of acceptees attending	26
Average HS GPA	3.4
Range SAT Critical Reading	574–650
Range SAT Math	530–633
Range SAT Writing	515–640
Range ACT Composite	23–28
% students graduating within 4 years	72
% students graduating within 6 years	81

### Most popular majors

English Language and Literature; Biology/Biological Sciences

### COST

Annual in-state tuition	\$11,195
Annual out-of-state tuition	\$26,045
Required fees	\$2,700
Room and board	\$12,080
% frosh receiving any aid	72
% ugrads receiving any aid	74

## STANFORD UNIVERSITY

UNDERGRADUATE ADMISSION, STANFORD, CA 94305-6106  
**ADMISSIONS:** 650-723-2091  
**FAX:** 650-725-2846  
**E-MAIL:** ADMISSION@STANFORD.EDU  
**WEBSITE:** WWW.STANFORD.EDU

### GREEN FACTS

**Available transportation alternatives:**  
bicycle-sharing program; bike storage, shower facilities, and lockers for bicycle commuters; bicycle plan; free or reduced price transit passes; condensed work week option for employees; telecommute program for employees; carpool/vanpool matching program; reduced parking fees for car and van poolers

% food budget spent on local/organic food	48
School has formal sustainability committee	Yes
% of new construction LEED-certified	21
Waste diversion rate (%)	66
Sustainability-focused degree available	Yes
% of graduates that took a sustainability related course	64
Public GHG inventory plan	Yes
School employs a sustainability officer	Yes

### STUDENT BODY

Total undergrad enrollment	6,999
# of applicants	42,167
% of applicants accepted	5
% of acceptees attending	78
Average HS GPA	4.0
Range SAT Critical Reading	690–780
Range SAT Math	700–800
Range SAT Writing	690–780
Range ACT Composite	31–35
% students graduating within 4 years	75
% students graduating within 6 years	93

### Most popular majors

Computer Science; Human Biology/Biological Sciences; Engineering

### COST

Annual tuition	\$45,729
Required fees	\$591
Room and board	\$14,107
% frosh receiving any aid	86
% ugrads receiving any aid	85
Average cumulative indebtedness	\$21,238

## STATE UNIVERSITY OF NEW YORK AT BINGHAMTON

PO Box 6001, BINGHAMTON, NY  
13902-6001

Admissions: 607-777-2171

Fax: 607-777-4445

E-MAIL: ADMIT@BINGHAMTON.EDU

WEBSITE: WWW.BINGHAMTON.EDU

### GREEN FACTS

**Available transportation alternatives:**  
bicycle-sharing program; bike storage, shower facilities, and lockers for bicycle commuters; free or reduced price transit passes

% food budget spent on local/organic food	57
School has formal sustainability committee	Yes
% of new construction LEED-certified	97
Waste diversion rate (%)	29
Sustainability-focused degree available	Yes
% of graduates that took a sustainability related course	15
Public GHG inventory plan	Yes
% of school energy from renewable resources	18
School employs a sustainability officer	Yes

### STUDENT BODY

Total undergrad enrollment	13,491
# of applicants	30,616
% of applicants accepted	42
% of acceptees attending	20
Average HS GPA	3.7
Range SAT Critical Reading	600–680
Range SAT Math	630–703
Range SAT Writing	580–670
Range ACT Composite	27–31
% students graduating within 4 years	69
% students graduating within 6 years	81

### Most popular majors

Business Administration and Management; Engineering

### COST

Annual in-state tuition	\$6,470
Annual out-of-state tuition	\$19,590
Required fees	\$2,583
Room and board	\$13,198
% frosh receiving any aid	81
% ugrads receiving any aid	70
Average cumulative indebtedness	\$13,613

## STATE UNIVERSITY OF NEW YORK AT CORTLAND

PO Box 2000, CORTLAND, NY 13045-0900

Admissions: 607-753-4712

Fax: 607-753-5998

E-MAIL: ADMISSIONS@CORTLAND.EDU

WEBSITE: WWW.CORTLAND.EDU

### GREEN FACTS

**Available transportation alternatives:**  
bicycle-sharing program; bike storage, shower facilities, and lockers for bicycle commuters; bicycle plan; free or reduced price transit passes; condensed work week option for employees; telecommute program for employees; carpool/vanpool matching program; adopted a policy prohibiting idling; car sharing program

% food budget spent on local/organic food	15
School has formal sustainability committee	Yes
% of new construction LEED-certified	32
Waste diversion rate (%)	28
Sustainability-focused degree available	Yes
% of graduates that took a sustainability related course	20
Public GHG inventory plan	Yes
% of school energy from renewable resources	83

### STUDENT BODY

Total undergrad enrollment	6,283
# of applicants	11,060
% of applicants accepted	51
% of acceptees attending	22
Range SAT Critical Reading	470–550
Range SAT Math	490–560
Range ACT Composite	22–25
% students graduating within 4 years	53

### COST

Annual in-state tuition	\$6,470
Annual out-of-state tuition	\$16,320
Required fees	\$1,580
Room and board	\$12,200
% frosh receiving any aid	
% ugrads receiving any aid	
Average cumulative indebtedness	\$28,070

## STATE UNIVERSITY OF NEW YORK AT FREDONIA

178 CENTRAL AVENUE, FREDONIA, NY  
14063

Admissions: 716-673-3251

Fax: 716-673-3249

E-MAIL: ADMISSIONS@FREDONIA.EDU

WEBSITE: WWW.FREDONIA.EDU

### GREEN FACTS

**Available transportation alternatives:**  
bicycle-sharing program; free or reduced price transit passes; condensed work week option for employees; carpool/vanpool matching program

% food budget spent on local/organic food	17
School has formal sustainability committee	Yes
% of new construction LEED-certified	0
Waste diversion rate (%)	43
Sustainability-focused degree available	Yes
% of graduates that took a sustainability related course	1
Public GHG inventory plan	Yes
% of school energy from renewable resources	0
School employs a sustainability officer	Yes

### STUDENT BODY

Total undergrad enrollment	4,587
# of applicants	5,824
% of applicants accepted	59
% of acceptees attending	30
Average HS GPA	3.3
Range SAT Critical Reading	460–580
Range SAT Math	460–580
Range ACT Composite	21–26
% students graduating within 4 years	47
% students graduating within 6 years	65

### Most popular majors

Elementary Education and Teaching; Music; Business/Commerce

### COST

Annual in-state tuition	\$6,470
Annual out-of-state tuition	\$16,320
Required fees	\$1,571
Room and board	\$12,100
% frosh receiving any aid	81
% ugrads receiving any aid	85
Average cumulative indebtedness	\$30,553



## STATE UNIVERSITY OF NEW YORK AT NEW PALTZ

100 HAWK DRIVE, NEW PALTZ, NY 12561  
**ADMISSIONS:** 845-257-3200  
**FAX:** 845-257-3209  
**E-MAIL:** ADMISSIONS@NEWPALTZ.EDU  
**WEBSITE:** WWW.NEWPALTZ.EDU

### GREEN FACTS

#### Available transportation alternatives:

bicycle-sharing program; bike storage, shower facilities, and lockers for bicycle commuters; free or reduced price transit passes; carpool/vanpool matching program; reduced parking fees for car and van poolers; car sharing program

School has formal sustainability committee	Yes
% of new construction LEED-certified	84
Waste diversion rate (%)	39
Sustainability-focused degree available	Yes
% of graduates that took a sustainability related course	4
Public GHG inventory plan	Yes
% of school energy from renewable resources	0
School employs a sustainability officer	Yes

### STUDENT BODY

Total undergrad enrollment	6,699
# of applicants	14,655
% of applicants accepted	42
% of acceptees attending	18
Average HS GPA	3.6
Range SAT Critical Reading	510–610
Range SAT Math	515–600
Range SAT Writing	500–600
Range ACT Composite	23–27
% students graduating within 4 years	57
% students graduating within 6 years	73

#### Most popular majors

Psychology; Elementary Education and Teaching; Visual and Performing Arts

### COST

Annual in-state tuition	\$6,470
Annual out-of-state tuition	\$16,320
Required fees	\$1,267
Room and board	\$11,480
Average cumulative indebtedness	\$25,885

## STATE UNIVERSITY OF NEW YORK AT ONEONTA

116 ALUMNI HALL, ONEONTA, NY 13820  
**ADMISSIONS:** 607-436-2524  
**FAX:** 607-436-3074  
**E-MAIL:** ADMISSIONS@ONEONTA.EDU  
**WEBSITE:** WWW.ONEONTA.EDU

### GREEN FACTS

#### Available transportation alternatives:

bike storage, shower facilities, and lockers for bicycle commuters; bicycle plan; free or reduced price transit passes; condensed work week option for employees; adopted a policy prohibiting idling; car sharing program

% food budget spent on local/organic food	6
School has formal sustainability committee	Yes
% of new construction LEED-certified	0
Waste diversion rate (%)	22
Sustainability-focused degree available	Yes
% of graduates that took a sustainability related course	0
Public GHG inventory plan	Yes
% of school energy from renewable resources	0
School employs a sustainability officer	Yes

### STUDENT BODY

Total undergrad enrollment	5,863
# of applicants	12,031
% of applicants accepted	43
% of acceptees attending	22
Range SAT Critical Reading	500–580
Range SAT Math	520–600
Range ACT Composite	22–26
% students graduating within 4 years	50
% students graduating within 6 years	64

#### Most popular majors

Elementary Education and Teaching; Family and Consumer Sciences/ Home Economics Teacher Education; Secondary Education and Teaching

### COST

% frosh receiving any aid	83
% ugrads receiving any aid	66

## STATE UNIVERSITY OF NEW YORK AT OSWEGO

229 SHELDON HALL, OSWEGO, NY 13126-3599  
**ADMISSIONS:** 315-312-2250  
**FAX:** 315-312-3260  
**E-MAIL:** ADMISSIONS@OSWEGO.EDU  
**WEBSITE:** WWW.OSWEGO.EDU

### GREEN FACTS

#### Available transportation alternatives:

bicycle-sharing program; bike storage, shower facilities, and lockers for bicycle commuters; free or reduced price transit passes; adopted a policy prohibiting idling; car sharing program

% food budget spent on local/organic food	13
School has formal sustainability committee	Yes
% of new construction LEED-certified	100
Waste diversion rate (%)	19
Sustainability-focused degree available	No
Public GHG inventory plan	Yes
% of school energy from renewable resources	2
School employs a sustainability officer	Yes

### STUDENT BODY

Total undergrad enrollment	7,104
# of applicants	10,885
% of applicants accepted	51
% of acceptees attending	27
Average HS GPA	3.5
Range SAT Critical Reading	500–590
Range SAT Math	510–600
Range ACT Composite	22–26
% students graduating within 4 years	49
% students graduating within 6 years	66

#### Most popular majors

Business Administration and Management; Mass Communication/Media Studies

### COST

Annual in-state tuition	\$6,470
Annual out-of-state tuition	\$16,320
Required fees	\$1,464
Room and board	\$12,990
% frosh receiving any aid	93
% ugrads receiving any aid	85
Average cumulative indebtedness	\$28,002

## STATE UNIVERSITY OF NEW YORK— AT POTSDAM

44 PIERREPONT AVENUE, POTSDAM, NY  
13676

Admissions: 315-267-2180

Fax: 315-267-2163

E-mail: ADMISSIONS@POTSDAM.EDU

Website: WWW.POTSDAM.EDU

### GREEN FACTS

**Available transportation alternatives:**  
bike storage, shower facilities, and  
lockers for bicycle commuters; car  
sharing program

% food budget spent on local/organic food	15
School has formal sustainability committee	Yes
Waste diversion rate (%)	0
Sustainability-focused degree available	No
Public GHG inventory plan	Yes
% of school energy from renewable resources	0
School employs a sustainability officer	Yes

### STUDENT BODY

Total undergrad enrollment	3,614
# of applicants	4,976
% of applicants accepted	74
% of acceptees attending	23
Range SAT Critical Reading	437–570
Range SAT Math	440–580
Range ACT Composite	22–28
% students graduating within 4 years	36
% students graduating within 6 years	55

### Most popular majors

Business Administration and  
Management; Elementary Education  
and Teaching; Music Teacher  
Education

### COST

% frosh receiving any aid	97
% ugrads receiving any aid	81
Average cumulative indebtedness	\$28,564

## STATE UNIVERSITY OF NEW YORK— AT PURCHASE

735 ANDERSON HILL RD, PURCHASE, NY

Admissions: 914-251-6300

Fax: 914-251-6314

E-mail: ADMISSIONS@PURCHASE.EDU

Website: WWW.PURCHASE.EDU

### GREEN FACTS

#### Available transportation alternatives:

bike storage, shower facilities, and  
lockers for bicycle commuters;  
bicycle plan; telecommute program  
for employees; carpool/vanpool  
matching program; programs to  
encourage employees to live close  
to campus; car sharing program

% food budget spent on local/organic food	20
School has formal sustainability committee	Yes
Waste diversion rate (%)	1
Sustainability-focused degree available	Yes
% of graduates that took a sustainability related course	42
Public GHG inventory plan	Yes
% of school energy from renewable resources	0
School employs a sustainability officer	Yes

### STUDENT BODY

Total undergrad enrollment	4,115
# of applicants	7,928
% of applicants accepted	41
% of acceptees attending	24
Average HS GPA	3.1
Range SAT Critical Reading	490–510
Range SAT Math	470–570
Range ACT Composite	22–27
% students graduating within 4 years	49
% students graduating within 6 years	59

### Most popular majors

Visual and Performing Arts; Liberal  
Arts and Sciences/Liberal Studies

### COST

Annual in-state tuition	\$6,470
Annual out-of-state tuition	\$16,320
Required fees	\$1,797
Room and board	\$12,574
Average cumulative indebtedness	\$28,638

## STATE UNIVERSITY OF NEW YORK—THE COLLEGE AT BROCKPORT

350 NEW CAMPUS DR, BROCKPORT, NY

Admissions: 585-395-2751

Fax: 585-395-5452

E-mail: ADMIT@BROCKPORT.EDU

Website: WWW.BROCKPORT.EDU

### GREEN FACTS

#### Available transportation alternatives:

bicycle-sharing program; bike  
storage, shower facilities, and  
lockers for bicycle commuters;  
bicycle plan; free or reduced price  
transit passes

% food budget spent on local/organic food	0
School has formal sustainability committee	Yes
% of new construction LEED-certified	100
Waste diversion rate (%)	27
Sustainability-focused degree available	No
% of graduates that took a sustainability related course	2
Public GHG inventory plan	No
School employs a sustainability officer	Yes

### STUDENT BODY

Total undergrad enrollment	7,069
# of applicants	9,528
% of applicants accepted	53
% of acceptees attending	23
Average HS GPA	3.0
Range SAT Critical Reading	460–550
Range SAT Math	470–570
Range SAT Writing	440–530
Range ACT Composite	20–25
% students graduating within 4 years	48
% students graduating within 6 years	69

### Most popular majors

Health Sciences; Criminal Justice;  
Registered Nursing

### COST

Annual in-state tuition	\$6,470
Annual out-of-state tuition	\$15,820
Required fees	\$1,434
Room and board	\$11,540
% frosh receiving any aid	90
% ugrads receiving any aid	85
Average cumulative indebtedness	\$30,192



# STATE UNIVERSITY OF NEW YORK—COLLEGE OF ENVIRONMENTAL SCIENCE AND FORESTRY

OFFICE OF UNDERGRADUATE ADMISSIONS,  
SYRACUSE, NY 13210  
**ADMISSIONS:** 315-470-6600  
**FAX:** 315-470-6933  
**E-MAIL:** ESFINFO@ESF.EDU  
**WEBSITE:** WWW.ESF.EDU

## GREEN FACTS

### Available transportation alternatives:

bicycle-sharing program; bike storage, shower facilities, and lockers for bicycle commuters; bicycle plan

% food budget spent on local/organic food	20
School has formal sustainability committee	Yes
% of new construction LEED-certified	100
Waste diversion rate (%)	60
Sustainability-focused degree available	Yes
% of graduates that took a sustainability related course	100
Public GHG inventory plan	Yes
% of school energy from renewable resources	4
School employs a sustainability officer	Yes

## STUDENT BODY

Total undergrad enrollment	1,727
# of applicants	1,538
% of applicants accepted	51
% of acceptees attending	37
Average HS GPA	3.7
Range SAT Critical Reading	530–630
Range SAT Math	550–630
Range ACT Composite	22–26
% students graduating within 4 years	47
% students graduating within 6 years	68

### Most popular majors

Environmental Science;  
Environmental Biology/Biological Sciences; Landscape Architecture

## COST

Annual in-state tuition	\$6,470
Annual out-of-state tuition	\$16,320
Required fees	\$1,300
Room and board	\$14,490
% frosh receiving any aid	91
% undergrads receiving any aid	93

# STATE UNIVERSITY OF NEW YORK—STONY BROOK UNIVERSITY

OFFICE OF ADMISSIONS, STONY BROOK,  
NY 11794-1901

**ADMISSIONS:** 631-632-6868

**FAX:** 631-632-9898

**E-MAIL:** ENROLL@STONYBROOK.EDU

**WEBSITE:** WWW.STONYBROOK.EDU

## GREEN FACTS

### Available transportation alternatives:

bicycle-sharing program; bike storage, shower facilities, and lockers for bicycle commuters; bicycle plan; free or reduced price transit passes; condensed work week option for employees

% food budget spent on local/organic food	35
School has formal sustainability committee	Yes
% of new construction LEED-certified	46
Waste diversion rate (%)	78
Sustainability-focused degree available	No
% of graduates that took a sustainability related course	99
Public GHG inventory plan	Yes
School employs a sustainability officer	Yes

## STUDENT BODY

Total undergrad enrollment	16,831
# of applicants	34,146
% of applicants accepted	41
% of acceptees attending	20
Average HS GPA	3.8
Range SAT Critical Reading	550–660
Range SAT Math	600–720
Range SAT Writing	540–660
Range ACT Composite	26–31
% students graduating within 4 years	47
% students graduating within 6 years	68

### Most popular majors

Biology/Biological Sciences;  
Psychology; Health Sciences

## COST

Annual in-state tuition	\$6,470
Annual out-of-state tuition	\$21,550
Required fees	\$2,385
Room and board	\$12,032
% frosh receiving any aid	76
% undergrads receiving any aid	69
Average cumulative indebtedness	\$23,592

# STATE UNIVERSITY OF NEW YORK— UNIVERSITY AT ALBANY

OFFICE OF UNDERGRADUATE ADMISSIONS,  
ALBANY, NY 12222

**ADMISSIONS:** 518-442-5435

**FAX:** 518-442-5383

**E-MAIL:** UGADMISSIONS@ALBANY.EDU

**WEBSITE:** WWW.ALBANY.EDU

## GREEN FACTS

### Available transportation alternatives:

bicycle-sharing program; free or reduced price transit passes; carpool/vanpool matching program; reduced parking fees for car and van poolers; programs to encourage employees to live close to campus

% food budget spent on local/organic food	33
School has formal sustainability committee	Yes
% of new construction LEED-certified	100
Waste diversion rate (%)	31
Sustainability-focused degree available	Yes
% of graduates that took a sustainability related course	6
Public GHG inventory plan	Yes
% of school energy from renewable resources	1
School employs a sustainability officer	Yes

## STUDENT BODY

Total undergrad enrollment	12,929
# of applicants	21,755
% of applicants accepted	56
% of acceptees attending	10
Average HS GPA	3.5
Range SAT Critical Reading	490–580
Range SAT Math	520–600
Range ACT Composite	22–26
% students graduating within 4 years	53

### Most popular majors

English Language and Literature;  
Psychology

## COST

Annual in-state tuition	\$6,470
Annual out-of-state tuition	\$19,590
Required fees	\$2,526
Room and board	\$12,426
% frosh receiving any aid	64
% undergrads receiving any aid	57

# STATE UNIVERSITY OF NEW YORK— UNIVERSITY AT BUFFALO

12 CAPEN HALL, BUFFALO, NY  
14260-1660

ADMISSIONS: 716-645-6900

FAX: 716-645-6411

E-MAIL: UB-ADMISSIONS@BUFFALO.EDU

WEBSITE: WWW.BUFFALO.EDU

## GREEN FACTS

### Available transportation alternatives:

bicycle-sharing program; bike storage, shower facilities, and lockers for bicycle commuters; bicycle plan; free or reduced price transit passes

% food budget spent on local/organic food	37
School has formal sustainability committee	Yes
% of new construction LEED-certified	100
Waste diversion rate (%)	53
Sustainability-focused degree available	Yes
% of graduates that took a sustainability related course	26
Public GHG inventory plan	Yes
% of school energy from renewable resources	18
School employs a sustainability officer	Yes

## STUDENT BODY

Total undergrad enrollment	19,951
# of applicants	23,629
% of applicants accepted	60
% of acceptees attending	26
Average HS GPA	3.6
Range SAT Critical Reading	510–610
Range SAT Math	550–660
Range ACT Composite	24–29
% students graduating within 4 years	55
% students graduating within 6 years	74

### Most popular majors

Social Sciences; Business  
Administration and Management

## COST

Annual in-state tuition	\$6,470
Annual out-of-state tuition	\$21,550
Required fees	\$2,911
Room and board	\$13,061
% frosh receiving any aid	65
% undergrads receiving any aid	64

# STERLING COLLEGE (VT)

PO Box 72, CRAFTSBURY COMMON, VT  
05827

ADMISSIONS: 802-586-7711

FAX: 802-586-2596

E-MAIL: ADMISSION@STERLINGCOLLEGE.EDU

WEBSITE: WWW.STERLINGCOLLEGE.EDU

## GREEN FACTS

### Available transportation alternatives:

bicycle-sharing program; bike storage, shower facilities, and lockers for bicycle commuters; bicycle plan; carpool/vanpool matching program; adopted a policy prohibiting idling

% food budget spent on local/organic food	75
School has formal sustainability committee	Yes
% of new construction LEED-certified	0
Waste diversion rate (%)	51
Sustainability-focused degree available	Yes
% of graduates that took a sustainability related course	100
Public GHG inventory plan	Yes
% of school energy from renewable resources	46

## STUDENT BODY

Total undergrad enrollment	119
# of applicants	101
% of applicants accepted	72
% of acceptees attending	55
Average HS GPA	3.2
% students graduating within 4 years	33
% students graduating within 6 years	52

### Most popular majors

Agroecology and Sustainable Agriculture; Ecology; Outdoor Education

## COST

Annual tuition	\$32,592
Required fees	\$3,700
Room and board	\$8,796
% frosh receiving any aid	100
% undergrads receiving any aid	100

# STOCKTON UNIVERSITY

101 VERA KING FARRIS DRIVE, GALLOWAY,  
NJ 08205

ADMISSIONS: 609-652-4261

FAX: 609-748-5541

E-MAIL: ADMISSIONS@STOCKTON.EDU

WEBSITE: WWW.STOCKTON.EDU

## GREEN FACTS

### Available transportation alternatives:

bicycle-sharing program; bike storage, shower facilities, and lockers for bicycle commuters; free or reduced price transit passes; condensed work week option for employees; programs to encourage employees to live close to campus; adopted a policy prohibiting idling; car sharing program

% food budget spent on local/organic food	50
School has formal sustainability committee	Yes
% of new construction LEED-certified	84
Waste diversion rate (%)	46
Sustainability-focused degree available	Yes
% of graduates that took a sustainability related course	6
Public GHG inventory plan	Yes
% of school energy from renewable resources	0

## STUDENT BODY

Total undergrad enrollment	7,808
# of applicants	5,483
% of applicants accepted	64
% of acceptees attending	33
Range SAT Critical Reading	480–480
Range SAT Math	500–600
Range SAT Writing	470–560
Range ACT Composite	19–25
% students graduating within 4 years	53
% students graduating within 6 years	73

### Most popular majors

Psychology; Business  
Administration and Management;  
Biology

## COST

Annual in-state tuition	\$8,107
Annual out-of-state tuition	\$14,628
Required fees	\$4,461
Room and board	\$11,164
% frosh receiving any aid	86
% undergrads receiving any aid	84



## STONEHILL COLLEGE

320 WASHINGTON STREET, EASTON, MA  
02357-5610

ADMISSIONS: 508-565-1373

FAX: 508-565-1545

E-MAIL: ADMISSION@STONEHILL.EDU

WEBSITE: WWW.STONEHILL.EDU

### GREEN FACTS

**Available transportation alternatives:** bicycle-sharing program; bike storage, shower facilities, and lockers for bicycle commuters; free or reduced price transit passes; condensed work week option for employees; telecommute program for employees; adopted a policy prohibiting idling; car sharing program

% food budget spent on local/organic food	15
School has formal sustainability committee	Yes
Sustainability-focused degree available	No
Public GHG inventory plan	Yes
% of school energy from renewable resources	1
School employs a sustainability officer	Yes

### STUDENT BODY

Total undergrad enrollment	2,494
# of applicants	5,892
% of applicants accepted	75
% of acceptees attending	15
Average HS GPA	3.3
Range SAT Critical Reading	510–600
Range SAT Math	510–620
Range SAT Writing	500–610
Range ACT Composite	22–27
% students graduating within 4 years	83

#### Most popular majors

Psychology; Accounting;  
Communication

### COST

Annual tuition	\$38,550
Room and board	\$14,720
% frosh receiving any aid	99
% ugrads receiving any aid	95
Average cumulative indebtedness	\$33,942

## SUFFOLK UNIVERSITY

8 ASHBURTON PLACE, BOSTON, MA 02108

ADMISSIONS: 617-573-8480

FAX: 617-573-1574

E-MAIL: ADMISSION@SUFFOLK.EDU

WEBSITE: WWW.SUFFOLK.EDU

### GREEN FACTS

#### Available transportation alternatives:

bike storage, shower facilities, and lockers for bicycle commuters; bicycle plan; free or reduced price transit passes; condensed work week option for employees; carpool/vanpool matching program; reduced parking fees for car and van poolers; car sharing program

% food budget spent on local/organic food	7
School has formal sustainability committee	Yes
% of new construction LEED-certified	100
Waste diversion rate (%)	43
Sustainability-focused degree available	Yes
% of school energy from renewable resources	0
School employs a sustainability officer	Yes

### STUDENT BODY

Total undergrad enrollment	5,565
# of applicants	8,650
% of applicants accepted	82
% of acceptees attending	19
Average HS GPA	3.2
Range SAT Critical Reading	450–560
Range SAT Math	460–560
Range SAT Writing	450–560
Range ACT Composite	20–25
% students graduating within 4 years	41
% students graduating within 6 years	56

### COST

Annual tuition	\$33,800
Required fees	\$134
Room and board	\$14,648
% frosh receiving any aid	94
% ugrads receiving any aid	73
Average cumulative indebtedness	\$42,584

## SWARTHMORE COLLEGE

500 COLLEGE AVENUE, SWARTHMORE, PA  
19081

ADMISSIONS: 610-328-8300

FAX: 610-328-8580

E-MAIL: ADMISSIONS@SWARTHMORE.EDU

WEBSITE: WWW.SWARTHMORE.EDU

### GREEN FACTS

#### Available transportation alternatives:

bicycle-sharing program; bike storage, shower facilities, and lockers for bicycle commuters; free or reduced price transit passes; condensed work week option for employees; programs to encourage employees to live close to campus

% food budget spent on local/organic food	44
School has formal sustainability committee	Yes
Sustainability-focused degree available	Yes
% of graduates that took a sustainability related course	3
Public GHG inventory plan	Yes
% of school energy from renewable resources	0
School employs a sustainability officer	No

### STUDENT BODY

Total undergrad enrollment	1,542
# of applicants	5,540
% of applicants accepted	17
% of acceptees attending	43
Range SAT Critical Reading	680–770
Range SAT Math	680–770
Range SAT Writing	675–770
Range ACT Composite	29–34
% students graduating within 4 years	89
% students graduating within 6 years	94

#### Most popular majors

Economics; Biology/Biological Sciences; Political Science and Government

### COST

Annual tuition	\$47,070
Required fees	\$372
Room and board	\$13,958
% frosh receiving any aid	52
% ugrads receiving any aid	50

## SYRACUSE UNIVERSITY

100 CROUSE-HINDS HALL, SYRACUSE, NY  
13244-2130  
ADMISSIONS: 315-443-3611  
FAX: 315-443-4226  
E-MAIL: ORANGE@SYR.EDU  
WEBSITE: WWW.SYR.EDU

### GREEN FACTS

#### Available transportation alternatives:

bicycle-sharing program; bike storage, shower facilities, and lockers for bicycle commuters; bicycle plan; free or reduced price transit passes; condensed work week option for employees; telecommute program for employees; carpool/vanpool matching program; reduced parking fees for car and van poolers; programs to encourage employees to live close to campus; adopted a policy prohibiting idling

% food budget spent on local/organic food	12
School has formal sustainability committee	Yes
% of new construction LEED-certified	0
Waste diversion rate (%)	46
Sustainability-focused degree available	Yes
% of graduates that took a sustainability related course	3
Public GHG inventory plan	Yes
% of school energy from renewable resources	0
School employs a sustainability officer	Yes

### STUDENT BODY

Total undergrad enrollment	15,196
# of applicants	33,274
% of applicants accepted	48
% of acceptees attending	22
Average HS GPA	3.6
Range SAT Critical Reading	530-630
Range SAT Math	560-660
Range SAT Writing	530-640
Range ACT Composite	24-29
% students graduating within 4 years	68

#### Most popular majors

Information Science; Psychology; Architecture

### COST

Annual tuition	\$43,400
% frosh receiving any aid	71
% ugrads receiving any aid	73
Average cumulative indebtedness	\$36,500

## TEMPLE UNIVERSITY

1801 NORTH BROAD STREET 041-09,  
PHILADELPHIA, PA 19122-6096  
ADMISSIONS: 215-204-7200  
FAX: 215-204-5694  
E-MAIL: TUADM@TEMPLE.EDU  
WEBSITE: WWW.TEMPLE.EDU

### GREEN FACTS

#### Available transportation alternatives:

bicycle-sharing program; bike storage, shower facilities, and lockers for bicycle commuters; bicycle plan; free or reduced price transit passes; programs to encourage employees to live close to campus; adopted a policy prohibiting idling; car sharing program

School has formal sustainability committee	Yes
% of new construction LEED-certified	8
Waste diversion rate (%)	43
Sustainability-focused degree available	Yes
% of graduates that took a sustainability related course	2
Public GHG inventory plan	Yes
% of school energy from renewable resources	13
School employs a sustainability officer	Yes

### STUDENT BODY

Total undergrad enrollment	28,609
# of applicants	28,886
% of applicants accepted	56
% of acceptees attending	31
Average HS GPA	3.5
Range SAT Critical Reading	520-620
Range SAT Math	530-630
Range SAT Writing	500-620
Range ACT Composite	23-29
% students graduating within 4 years	43
% students graduating within 6 years	71

#### Most popular majors

Psychology; Accounting; Marketing

### COST

Annual in-state tuition	\$14,898
Annual out-of-state tuition	\$25,204
Required fees	\$790
Room and board	\$11,146
% frosh receiving any aid	90
% ugrads receiving any aid	83
Average cumulative indebtedness	\$37,372

## TEXAS A&M UNIVERSITY—COLLEGE STATION

P.O. Box 30014, COLLEGE STATION, TX  
77843-3014  
ADMISSIONS: 979-845-1060  
FAX: 979-458-1808  
E-MAIL: ADMISSIONS@TAMU.EDU  
WEBSITE: WWW.TAMU.EDU

### GREEN FACTS

#### Available transportation alternatives:

bicycle-sharing program; bike storage, shower facilities, and lockers for bicycle commuters; bicycle plan; free or reduced price transit passes; condensed work week option for employees

% food budget spent on local/organic food	17
School has formal sustainability committee	Yes
% of new construction LEED-certified	20
Waste diversion rate (%)	61
Sustainability-focused degree available	Yes
Public GHG inventory plan	Yes
% of school energy from renewable resources	0
School employs a sustainability officer	Yes

### STUDENT BODY

Total undergrad enrollment	48,960
# of applicants	33,970
% of applicants accepted	66
% of acceptees attending	46
Range SAT Critical Reading	520-640
Range SAT Math	550-670
Range SAT Writing	490-610
Range ACT Composite	25-30
% students graduating within 4 years	51
% students graduating within 6 years	79

#### Most popular majors

Psychology; Accounting; Biomedical Sciences

### COST

Annual in-state tuition	\$6,149
Annual out-of-state tuition	\$24,742
Required fees	\$3,279
Room and board	\$10,338
% frosh receiving any aid	75
% ugrads receiving any aid	70
Average cumulative indebtedness	\$24,276



## TEXAS CHRISTIAN UNIVERSITY

OFFICE OF ADMISSIONS, FORT WORTH, TX  
76129

ADMISSIONS: 817-257-7490

FAX: 817-257-7268

E-MAIL: FROGMAIL@TCU.EDU

WEBSITE: WWW.TCU.EDU

### GREEN FACTS

#### Available transportation alternatives:

bicycle-sharing program; bicycle plan; free or reduced price transit passes; condensed work week option for employees; telecommute program for employees; reduced parking fees for car and van poolers; car sharing program

% food budget spent on local/organic food 26

School has formal sustainability committee Yes

Waste diversion rate (%) 11

Sustainability-focused degree available No

% of graduates that took a sustainability related course 6

Public GHG inventory plan No

% of school energy from renewable resources 2

School employs a sustainability officer No

### STUDENT BODY

Total undergrad enrollment 8,894

# of applicants 18,423

% of applicants accepted 43

% of acceptees attending 26

Range SAT Critical Reading 530–630

Range SAT Math 550–650

Range SAT Writing 530–640

Range ACT Composite 25–30

% students graduating within 4 years 59

% students graduating within 6 years 76

#### Most popular majors

Registered Nursing; Public Relations, Advertising, and Applied Communication; Psychology

### COST

Annual tuition \$40,630

Required fees \$90

Room and board \$11,800

% frosh receiving any aid 77

% ugrads receiving any aid 76

Average cumulative indebtedness \$34,152

## TEXAS STATE UNIVERSITY

429 NORTH GUADALUPE ST.,  
SAN MARCOS, TX 78666

ADMISSIONS: 512-245-2364

FAX: 512-245-8044

E-MAIL: ADMISSIONS@TXSTATE.EDU

WEBSITE: WWW.TXSTATE.EDU

### GREEN FACTS

#### Available transportation alternatives:

bike storage, shower facilities, and lockers for bicycle commuters; bicycle plan; free or reduced price transit passes; condensed work week option for employees; telecommute program for employees

% food budget spent on local/organic food 10

School has formal sustainability committee Yes

% of new construction LEED-certified 69

Waste diversion rate (%) 0

Sustainability-focused degree available No

% of graduates that took a sustainability related course 3

% of school energy from renewable resources 0

School employs a sustainability officer Yes

### STUDENT BODY

Total undergrad enrollment 33,480

# of applicants 20,711

% of applicants accepted 71

% of acceptees attending 39

Range SAT Critical Reading 460–560

Range SAT Math 470–560

Range SAT Writing 440–530

Range ACT Composite 21–25

% students graduating within 4 years 26

% students graduating within 6 years 53

#### Most popular majors

Multi-/Interdisciplinary Studies; Business Administration and Management; Psychology

### COST

Annual in-state tuition \$7,536

Annual out-of-state tuition \$19,236

Required fees \$2,408

Room and board \$7,840

% frosh receiving any aid 81

% ugrads receiving any aid 71

Average cumulative indebtedness \$26,267

## TEXAS TECH UNIVERSITY

BOX 45005, LUBBOCK, TX 79409-5005

ADMISSIONS: 806-742-1480

FAX: 806-742-0062

E-MAIL: ADMISSIONS@TTU.EDU

WEBSITE: WWW.TTU.EDU

### GREEN FACTS

% food budget spent on local/organic food 14

School has formal sustainability committee Yes

% of new construction LEED-certified 17

Waste diversion rate (%) 14

Sustainability-focused degree available Yes

% of graduates that took a sustainability related course 48

% of school energy from renewable resources 1

School employs a sustainability officer Yes

### STUDENT BODY

Total undergrad enrollment 29,237

# of applicants 23,010

% of applicants accepted 63

% of acceptees attending 36

Range SAT Critical Reading 510–600

Range SAT Math 520–620

Range SAT Writing 470–570

Range ACT Composite 23–27

% students graduating within 4 years 35

% students graduating within 6 years 60

#### Most popular majors

Kinesiology and Exercise Science; Psychology; Biology

### COST

Annual in-state-tuition \$7,050

Annual out-of-state tuition \$18,750

% frosh receiving any aid 47

% ugrads receiving any aid 61

## TOWSON UNIVERSITY

8000 YORK ROAD, TOWSON, MD  
21252-0001

ADMISSIONS: 410-704-2113

FAX: 410-704-3030

E-MAIL: ADMISSIONS@TOWSON.EDU

WEBSITE: WWW.TOWSON.EDU

### GREEN FACTS

#### Available transportation alternatives:

bicycle-sharing program; bicycle plan; free or reduced price transit passes; telecommute program for employees; carpool/vanpool matching program; reduced parking fees for car and van poolers; car sharing program

% food budget spent on local/organic food	5
School has formal sustainability committee	Yes
% of new construction LEED-certified	65
Waste diversion rate (%)	24
Sustainability-focused degree available	Yes
Public GHG inventory plan	Yes
% of school energy from renewable resources	1
School employs a sustainability officer	Yes

### STUDENT BODY

Total undergrad enrollment	19,049
# of applicants	10,947
% of applicants accepted	73
% of acceptees attending	34
Average HS GPA	3.6
Range SAT Critical Reading	500–580
Range SAT Math	500–590
Range SAT Writing	490–580
Range ACT Composite	21–25
% students graduating within 4 years	45
% students graduating within 6 years	70

#### Most popular majors

Psychology; Business Administration and Management; Biology

### COST

Annual in-state tuition	\$6,430
Annual out-of-state tuition	\$18,036
Required fees	\$2,752
Room and board	\$11,638
% frosh receiving any aid	75
% ugrads receiving any aid	73
Average cumulative indebtedness	\$25,785

## TRINITY COLLEGE (CT)

300 SUMMIT STREET, HARTFORD, CT  
06016

ADMISSIONS: 860-297-2180

FAX: 860-297-2287

E-MAIL: ADMISSIONS.OFFICE@TRINCOLL.EDU

WEBSITE: WWW.TRINCOLL.EDU

### GREEN FACTS

#### Available transportation alternatives:

bicycle-sharing program; free or reduced price transit passes; programs to encourage employees to live close to campus; car sharing program

% food budget spent on local/organic food	5
School has formal sustainability committee	Yes
Waste diversion rate (%)	11
Sustainability-focused degree available	Yes
Public GHG inventory plan	Yes
% of school energy from renewable resources	10
School employs a sustainability officer	Yes

### STUDENT BODY

Total undergrad enrollment	2,255
# of applicants	7,507
% of applicants accepted	33
% of acceptees attending	25
Range SAT Critical Reading	570–660
Range SAT Math	580–680
Range SAT Writing	580–680
Range ACT Composite	26–30
% students graduating within 4 years	79
% students graduating within 6 years	84

#### Most popular majors

Economics; Political Science and Government; English Language and Literature

### COST

Annual tuition	\$48,446
Required fees	\$2,330
Room and board	\$13,144
% frosh receiving any aid	49
% ugrads receiving any aid	45

## TUFTS UNIVERSITY

BENDETSON HALL, MEDFORD, MA 02155

ADMISSIONS: 617-627-3170

FAX: 617-627-3860

E-MAIL: UNDERGRADUATE.ADMISSIONS@TUFTS.EDU

WEBSITE: WWW.TUFTS.EDU

### GREEN FACTS

#### Available transportation alternatives:

bicycle-sharing program; bike storage, shower facilities, and lockers for bicycle commuters; bicycle plan; free or reduced price transit passes; telecommute program for employees; carpool/vanpool matching program; reduced parking fees for car and van poolers; adopted a policy prohibiting idling; car sharing program

% food budget spent on local/organic food	12
School has formal sustainability committee	Yes
% of new construction LEED-certified	47
Waste diversion rate (%)	45
Sustainability-focused degree available	Yes
% of graduates that took a sustainability related course	14
Public GHG inventory plan	Yes
% of school energy from renewable resources	0
School employs a sustainability officer	Yes

### STUDENT BODY

Total undergrad enrollment	5,290
# of applicants	19,063
% of applicants accepted	16
% of acceptees attending	44
Range SAT Critical Reading	680–750
Range SAT Math	690–770
Range SAT Writing	680–750
Range ACT Composite	30–33
% students graduating within 4 years	88
% students graduating within 6 years	93

#### Most popular majors

Economics; International Relations; Biology

### COST

% frosh receiving any aid	37
% ugrads receiving any aid	38
Average cumulative indebtedness	\$26,185

## TULANE UNIVERSITY

6823 ST. CHARLES AVENUE, NEW ORLEANS, LA 70118  
**ADMISSIONS:** 504-865-5731  
**FAX:** 504-862-8715  
**E-MAIL:** UNDERGRAD.ADMISSION@TULANE.EDU  
**WEBSITE:** WWW.TULANE.EDU

### GREEN FACTS

**Available transportation alternatives:** bicycle-sharing program; bike storage, shower facilities, and lockers for bicycle commuters; free or reduced price transit passes; car sharing program

% food budget spent on local/organic food	14
School has formal sustainability committee	Yes
% of new construction LEED-certified	74
Waste diversion rate (%)	13
Sustainability-focused degree available	Yes
% of graduates that took a sustainability related course	28
Public GHG inventory plan	Yes
% of school energy from renewable resources	0
School employs a sustainability officer	Yes

### STUDENT BODY

Total undergrad enrollment	8,339
# of applicants	26,257
% of applicants accepted	30
% of acceptees attending	21
Average HS GPA	3.5
Range SAT Critical Reading	620–710
Range SAT Math	620–700
Range SAT Writing	640–720
Range ACT Composite	29–32
% students graduating within 4 years	72
% students graduating within 6 years	83

### COST

Annual tuition	\$45,758
Required fees	\$3,880
Room and board	\$13,758
Average cumulative indebtedness	\$32,040

## UNION COLLEGE (NY)

GRANT HALL, SCHENECTADY, NY 12308  
**ADMISSIONS:** 518-388-6112  
**FAX:** 518-388-6986  
**E-MAIL:** ADMISSIONS@UNION.EDU  
**WEBSITE:** WWW.UNION.EDU

### GREEN FACTS

**Available transportation alternatives:** bike storage, shower facilities, and lockers for bicycle commuters

% food budget spent on local/organic food	9
School has formal sustainability committee	Yes
% of new construction LEED-certified	71
Waste diversion rate (%)	28
Sustainability-focused degree available	Yes
% of graduates that took a sustainability related course	16
Public GHG inventory plan	Yes
% of school energy from renewable resources	95
School employs a sustainability officer	Yes

### STUDENT BODY

Total undergrad enrollment	2,269
# of applicants	5,996
% of applicants accepted	38
% of acceptees attending	25
Average HS GPA	3.4
Range SAT Critical Reading	610–680
Range SAT Math	630–720
Range SAT Writing	600–680
Range ACT Composite	29–32
% students graduating within 4 years	82
% students graduating within 6 years	88

### Most popular majors

Economics; Psychology; Biology

### COST

Annual tuition	\$49,542
Required fees	\$471
Room and board	\$12,261
% frosh receiving any aid	84
% ugrads receiving any aid	80
Average cumulative indebtedness	\$31,820

## UNITY COLLEGE

PO Box 532, UNITY, ME 04988  
**ADMISSIONS:** 800.624.1024  
**FAX:** 207.948.9776  
**E-MAIL:** ADMISSIONS@UNITY.EDU  
**WEBSITE:** WWW.UNITY.EDU

### GREEN FACTS

**Available transportation alternatives:** bike storage, shower facilities, and lockers for bicycle commuters; bicycle plan; programs to encourage employees to live close to campus; adopted a policy prohibiting idling

% food budget spent on local/organic food	38
School has formal sustainability committee	Yes
% of new construction LEED-certified	5
Waste diversion rate (%)	35
Sustainability-focused degree available	Yes
% of graduates that took a sustainability related course	100
Public GHG inventory plan	Yes
% of school energy from renewable resources	43
School employs a sustainability officer	Yes

### STUDENT BODY

Total undergrad enrollment	574
# of applicants	737
% of applicants accepted	61
% of acceptees attending	38
Average HS GPA	3.3
Range SAT Critical Reading	480–560
Range SAT Math	490–560
Range SAT Writing	450–520
Range ACT Composite	22–25
% students graduating within 4 years	37
% students graduating within 6 years	46

### Most popular majors

Wildlife Biology/Biological Sciences; Natural Resources Law Enforcement and Protective Services; Marine Biology and Biological Oceanography

### COST

Annual tuition	\$22,440
Required fees	\$800
Room and board	\$8,380
% frosh receiving any aid	98
% ugrads receiving any aid	98



## UNIVERSITY OF ARIZONA

PO Box 210073, TUCSON, AZ  
85721-0073

ADMISSIONS: 520-621-3237

FAX: 520-621-9799

E-MAIL: ADMISSIONS@ARIZONA.EDU

WEBSITE: WWW.ARIZONA.EDU

### GREEN FACTS

#### Available transportation alternatives:

bicycle-sharing program; bike storage, shower facilities, and lockers for bicycle commuters; bicycle plan; free or reduced price transit passes; condensed work week option for employees; telecommute program for employees; carpool/vanpool matching program

% food budget spent on local/organic food	3
School has formal sustainability committee	Yes
% of new construction LEED-certified	53
Waste diversion rate (%)	35
Sustainability-focused degree available	Yes
% of graduates that took a sustainability related course	13
Public GHG inventory plan	Yes
% of school energy from renewable resources	1
School employs a sustainability officer	Yes

### STUDENT BODY

Total undergrad enrollment	33,732
# of applicants	35,408
% of applicants accepted	76
% of acceptees attending	30
Average HS GPA	3.4
Range SAT Critical Reading	480–600
Range SAT Math	480–620
Range SAT Writing	470–590
Range ACT Composite	21–27
% students graduating within 4 years	43
% students graduating within 6 years	61

#### Most popular majors

Psychology; Political Science and Government; Cell/Cellular and Molecular Biology

### COST

Annual in-state tuition	\$9,864
Annual out-of-state tuition	\$29,017
Required fees	\$1,013
Room and board	\$9,840

## UNIVERSITY OF ARKANSAS

232 SILAS H. HUNT HALL, FAYETTEVILLE,  
AR 72701

ADMISSIONS: 479-575-5346

FAX: 479-575-7515

E-MAIL: UOFA@UARK.EDU

WEBSITE: WWW.UARK.EDU

### GREEN FACTS

#### Available transportation alternatives:

bicycle-sharing program; bike storage, shower facilities, and lockers for bicycle commuters; free or reduced price transit passes; condensed work week option for employees; telecommute program for employees; adopted a policy prohibiting idling

School has formal sustainability committee	Yes
% of new construction LEED-certified	2
Waste diversion rate (%)	16
Sustainability-focused degree available	Yes
% of graduates that took a sustainability related course	49
Public GHG inventory plan	Yes
% of school energy from renewable resources	0
School employs a sustainability officer	Yes

### STUDENT BODY

Total undergrad enrollment	22,159
# of applicants	20,542
% of applicants accepted	60
% of acceptees attending	40
Average HS GPA	3.6
Range SAT Critical Reading	500–600
Range SAT Math	510–620
Range ACT Composite	23–28
% students graduating within 4 years	39
% students graduating within 6 years	62

#### Most popular majors

Health and Physical Education/ Fitness; Biology/Biological Sciences; Marketing

### COST

Annual in-state tuition	\$7,028
Annual out-of-state tuition	\$20,332
Required fees	\$1,494
Room and board	\$9,880
% frosh receiving any aid	79
% undergrads receiving any aid	72

## THE UNIVERSITY OF BRITISH COLUMBIA

ROOM 2016, VANCOUVER, BRITISH  
COLUMBIA V6T 1Z1 CANADA

ADMISSIONS: 1-604-822-3014

FAX: 604-822-3599

E-MAIL: ASKME@INTERCHANGE.UBC.CA

WEBSITE: WWW.UBC.CA

### GREEN FACTS

#### Available transportation alternatives:

bicycle-sharing program; bike storage, shower facilities, and lockers for bicycle commuters; bicycle plan; free or reduced price transit passes; condensed work week option for employees; telecommute program for employees; carpool/vanpool matching program; reduced parking fees for car and van poolers; programs to encourage employees to live close to campus; adopted a policy prohibiting idling; car sharing program

% food budget spent on local/organic food	54
School has formal sustainability committee	Yes
% of new construction LEED-certified	23
Waste diversion rate (%)	46
Sustainability-focused degree available	Yes
% of graduates that took a sustainability related course	15
Public GHG inventory plan	Yes
% of school energy from renewable resources	6
School employs a sustainability officer	Yes

### STUDENT BODY

Total undergrad enrollment	32,486
# of applicants	27,134
% of applicants accepted	49
% of acceptees attending	48
% students graduating within 4 years	31

#### Most popular majors

Computer and Information Sciences; Biological and Physical Sciences; Psychology

## UNIVERSITY OF CALGARY

2500 UNIVERSITY DR. NW, CALGARY,  
ALBERTA T2N 1N4 CANADA  
ADMISSIONS: 403-210-5625  
FAX: 403-220-0762  
WEBSITE: WWW.UCALGARY.CA

### GREEN FACTS

**Available transportation alternatives:**  
free or reduced price transit passes;  
condensed work week option for  
employees; telecommute program  
for employees; carpool/vanpool  
matching program; reduced parking  
fees for car and van poolers;  
adopted a policy prohibiting idling;  
car sharing program

% food budget spent on local/organic food	27
School has formal sustainability committee	Yes
% of new construction LEED-certified	89
Waste diversion rate (%)	43
Sustainability-focused degree available	Yes
% of graduates that took a sustainability related course	39
Public GHG inventory plan	Yes
% of school energy from renewable resources	0
School employs a sustainability officer	Yes

## UNIVERSITY OF CALIFORNIA— BERKELEY

110 SPROUL HALL, BERKELEY, CA  
94720-5800  
ADMISSIONS: 510-642-3175  
WEBSITE: WWW.BERKELEY.EDU

### GREEN FACTS

**Available transportation alternatives:**  
bicycle-sharing program; bike  
storage, shower facilities, and  
lockers for bicycle commuters;  
bicycle plan; free or reduced price  
transit passes; condensed work  
week option for employees;  
telecommute program for  
employees; carpool/vanpool  
matching program; reduced parking  
fees for car and van poolers

% food budget spent on local/organic food	26
School has formal sustainability committee	Yes
% of new construction LEED-certified	100
Waste diversion rate (%)	55
Sustainability-focused degree available	Yes
% of graduates that took a sustainability related course	21
Public GHG inventory plan	Yes
% of school energy from renewable resources	0
School employs a sustainability officer	Yes

### STUDENT BODY

Total undergrad enrollment	27,126
# of applicants	73,779
% of applicants accepted	16
% of acceptees attending	46
Average HS GPA	3.9
Range SAT Critical Reading	600–730
Range SAT Math	630–760
Range SAT Writing	610–740
Range ACT Composite	28–33
% students graduating within 4 years	72
% students graduating within 6 years	91

### Most popular majors

Computer Engineering; English  
Language and Literature

### COST

Annual in-state tuition	\$11,220
Annual out-of-state tuition	\$35,928
Required fees	\$2,211
Room and board	\$15,422

## UNIVERSITY OF CALIFORNIA—DAVIS

178 MRAC HALL, ONE SHIELDS AVE,  
DAVIS, CA 95616  
ADMISSIONS: 530-752-2971  
FAX: 530-752-1280  
E-MAIL: UNDERGRADUATEADMISSIONS@  
UCDAVIS.EDU  
WEBSITE: WWW.UCDAVIS.EDU

### GREEN FACTS

**Available transportation alternatives:**  
bicycle-sharing program; bike  
storage, shower facilities, and  
lockers for bicycle commuters;  
bicycle plan; free or reduced price  
transit passes; condensed work  
week option for employees;  
telecommute program for  
employees

% food budget spent on local/organic food	23
School has formal sustainability committee	Yes
% of new construction LEED-certified	90
Waste diversion rate (%)	71
Sustainability-focused degree available	Yes
% of graduates that took a sustainability related course	17
Public GHG inventory plan	Yes
% of school energy from renewable resources	1
School employs a sustainability officer	Yes

### STUDENT BODY

Total undergrad enrollment	28,384
# of applicants	64,510
% of applicants accepted	38
% of acceptees attending	22
Average HS GPA	4.0
Range SAT Critical Reading	510–630
Range SAT Math	560–710
Range SAT Writing	530–660
Range ACT Composite	24–30
% students graduating within 4 years	58
% students graduating within 6 years	85

### Most popular majors

Biology/Biological Sciences;  
Psychology; Economics

### COST

Annual in-state tuition	\$11,220
Annual out-of-state tuition	\$35,928
Required fees	\$2,731
Room and board	\$14,517
% ugrads receiving any aid	55

## UNIVERSITY OF CALIFORNIA—IRVINE

OFFICE OF ADMISSIONS AND RELATIONS  
WITH SCHOOLS, IRVINE, CA 92697-1075

ADMISSIONS: 949-824-6703

FAX: 949-824-2951

E-MAIL: ADMISSIONS@UCI.EDU

WEBSITE: WWW.UCI.EDU

### GREEN FACTS

#### Available transportation alternatives:

bicycle-sharing program; bike storage, shower facilities, and lockers for bicycle commuters; bicycle plan; free or reduced price transit passes; condensed work week option for employees; telecommute program for employees; carpool/vanpool matching program; reduced parking fees for car and van poolers

% food budget spent on local/organic food	21
School has formal sustainability committee	Yes
% of new construction LEED-certified	100
Waste diversion rate (%)	81
Sustainability-focused degree available	Yes
% of graduates that took a sustainability related course	43
Public GHG inventory plan	Yes
% of school energy from renewable resources	35
School employs a sustainability officer	Yes

### STUDENT BODY

Total undergrad enrollment	25,256
# of applicants	71,768
% of applicants accepted	39
% of acceptees attending	21
Average HS GPA	3.9
Range SAT Critical Reading	490–620
Range SAT Math	550–690
Range SAT Writing	510–620
% students graduating within 4 years	72
% students graduating within 6 years	88

#### Most popular majors

Biology/Biological Sciences; Social Psychology

### COST

Annual in-state tuition	\$11,220
Annual out-of-state tuition	\$35,928
Required fees	\$3,530
Room and board	\$12,947

## UNIVERSITY OF CALIFORNIA—LOS ANGELES

1147 MURPHY HALL, LOS ANGELES, CA  
90095-1436

ADMISSIONS: 310-825-3101

FAX: 310-206-1206

E-MAIL: UGADM@SAONET.UCLA.EDU

WEBSITE: WWW.UCLA.EDU

### GREEN FACTS

#### Available transportation alternatives:

bicycle-sharing program; bike storage, shower facilities, and lockers for bicycle commuters; bicycle plan; free or reduced price transit passes; condensed work week option for employees; telecommute program for employees

% food budget spent on local/organic food	11
School has formal sustainability committee	Yes
% of new construction LEED-certified	100
Waste diversion rate (%)	63
Sustainability-focused degree available	Yes
Public GHG inventory plan	Yes
% of school energy from renewable resources	4
School employs a sustainability officer	Yes

### STUDENT BODY

Total undergrad enrollment	29,585
# of applicants	92,728
% of applicants accepted	17
% of acceptees attending	21
Average HS GPA	4.3
Range SAT Critical Reading	570–700
Range SAT Math	600–750
Range SAT Writing	580–720
Range ACT Composite	25–33
% students graduating within 4 years	74
% students graduating within 6 years	91

#### Most popular majors

Biology/Biological Sciences; Psychology

### COST

Annual in-state tuition	\$11,220
Annual out-of-state tuition	\$35,928
Required fees	\$1,743
Room and board	\$13,452
% frosh receiving any aid	54
% undergrads receiving any aid	55

## UNIVERSITY OF CALIFORNIA—MERCED

5200 LAKE RD, MERCED, CA

ADMISSIONS: 209-228-7178

FAX: 209-228-4244

E-MAIL: ADMISSIONS@UCMERCED.EDU

WEBSITE: WWW.UCMERCED.EDU

### GREEN FACTS

#### Available transportation alternatives:

bike storage, shower facilities, and lockers for bicycle commuters; free or reduced price transit passes; condensed work week option for employees; telecommute program for employees; carpool/vanpool matching program; reduced parking fees for car and van poolers; car sharing program

% food budget spent on local/organic food	13
School has formal sustainability committee	Yes
% of new construction LEED-certified	100
Waste diversion rate (%)	42
Sustainability-focused degree available	Yes
% of graduates that took a sustainability related course	12
Public GHG inventory plan	Yes
% of school energy from renewable resources	6



## UNIVERSITY OF CALIFORNIA— RIVERSIDE

3106 STUDENT SERVICES BUILDING,  
RIVERSIDE, CA 92521  
ADMISSIONS: 951-827-3411  
FAX: 951-827-6344  
E-MAIL: ADMISSIONS@UCR.EDU  
WEBSITE: WWW.UCR.EDU

### GREEN FACTS

**Available transportation alternatives:**  
bike storage, shower facilities, and  
lockers for bicycle commuters;  
bicycle plan; free or reduced price  
transit passes; condensed work  
week option for employees;  
telecommute program for  
employees; carpool/vanpool  
matching program

% food budget spent on local/organic food	17
School has formal sustainability committee	Yes
% of new construction LEED-certified	2
Waste diversion rate (%)	56
% of graduates that took a sustainability related course	10
Public GHG inventory plan	Yes
School employs a sustainability officer	Yes

### STUDENT BODY

Total undergrad enrollment	18,608
# of applicants	38,505
% of applicants accepted	56
% of acceptees attending	19
Average HS GPA	3.7
Range SAT Critical Reading	500–600
Range SAT Math	520–650
Range SAT Writing	500–610
Range ACT Composite	22–28
% students graduating within 4 years	48
% students graduating within 6 years	73

**Most popular majors**  
Psychology; Business  
Administration and Management

### COST

Annual in-state tuition	\$11,220
Annual out-of-state tuition	\$35,928
Required fees	\$2,307
Room and board	\$15,700
% frosh receiving any aid	89
% ugrads receiving any aid	85
Average cumulative indebtedness	\$21,464

## UNIVERSITY OF CALIFORNIA—SAN DIEGO

9500 GILMAN DRIVE, LA JOLLA, CA  
92093-0021  
ADMISSIONS: 858-534-4831  
FAX: 858-534-5723  
E-MAIL: ADMISSIONSINFO@UCSD.EDU  
WEBSITE: WWW.UCSD.EDU

### GREEN FACTS

**Available transportation alternatives:**  
bicycle-sharing program; bike  
storage, shower facilities, and  
lockers for bicycle commuters;  
bicycle plan; free or reduced price  
transit passes; condensed work  
week option for employees;  
telecommute program for  
employees; carpool/vanpool  
matching program

% food budget spent on local/organic food	16
School has formal sustainability committee	Yes
% of new construction LEED-certified	67
Waste diversion rate (%)	66
Sustainability-focused degree available	Yes
% of graduates that took a sustainability related course	2
Public GHG inventory plan	Yes
School employs a sustainability officer	Yes

### STUDENT BODY

Total undergrad enrollment	26,590
# of applicants	78,056
% of applicants accepted	34
% of acceptees attending	20
Average HS GPA	4.0
Range SAT Critical Reading	580–680
Range SAT Math	630–770
Range SAT Writing	590–700
Range ACT Composite	27–32
% students graduating within 4 years	58
% students graduating within 6 years	87

**Most popular majors**  
Economics; Biology

### COST

Annual in-state tuition	\$13,456
Annual out-of-state tuition	\$36,334
Required fees	\$1,264
Room and board	\$12,254
% frosh receiving any aid	77
% ugrads receiving any aid	63

## UNIVERSITY OF CALIFORNIA— SANTA BARBARA

OFFICE OF ADMISSIONS, SANTA BARBARA,  
CA 93106-2014  
ADMISSIONS: 805-893-2881  
FAX: 805-893-2676  
E-MAIL: ADMISSIONS@SA.UCSB.EDU  
WEBSITE: WWW.UCSB.EDU

### GREEN FACTS

**Available transportation alternatives:**  
bike storage, shower facilities, and  
lockers for bicycle commuters;  
bicycle plan; free or reduced price  
transit passes; condensed work  
week option for employees;  
telecommute program for  
employees; carpool/vanpool  
matching program; reduced parking  
fees for car and van poolers

% food budget spent on local/organic food	31
School has formal sustainability committee	Yes
% of new construction LEED-certified	96
Waste diversion rate (%)	69
Sustainability-focused degree available	Yes
% of graduates that took a sustainability related course	13
Public GHG inventory plan	Yes
School employs a sustainability officer	Yes

### STUDENT BODY

Total undergrad enrollment	20,607
# of applicants	70,444
% of applicants accepted	33
% of acceptees attending	19
Average HS GPA	4.0
Range SAT Critical Reading	550–670
Range SAT Math	580–700
Range SAT Writing	560–680
Range ACT Composite	24–30
% students graduating within 4 years	68
% students graduating within 6 years	81

**Most popular majors**  
Biology/Biological Sciences;  
Economics; Psychology

### COST

Annual in-state tuition	\$12,240
Annual out-of-state tuition	\$36,948
Required fees	\$1,716
Room and board	\$14,192
% ugrads receiving any aid	60

# UNIVERSITY OF CALIFORNIA—SANTA CRUZ

OFFICE OF ADMISSIONS, COOK HOUSE,  
SANTA CRUZ, CA 95064  
ADMISSIONS: 831-459-4008  
FAX: 831-459-4452  
E-MAIL: ADMISSIONS@UCSC.EDU  
WEBSITE: WWW.UCSC.EDU

## GREEN FACTS

### Available transportation alternatives:

bicycle-sharing program; bike storage, shower facilities, and lockers for bicycle commuters; bicycle plan; free or reduced price transit passes; condensed work week option for employees; telecommute program for employees; carpool/vanpool matching program

% food budget spent on local/organic food	33
School has formal sustainability committee	Yes
% of new construction LEED-certified	73
Waste diversion rate (%)	66
Sustainability-focused degree available	Yes
% of graduates that took a sustainability related course	30
Public GHG inventory plan	Yes
School employs a sustainability officer	Yes

## STUDENT BODY

Total undergrad enrollment	16,231
# of applicants	44,871
% of applicants accepted	51
% of acceptees attending	16
Average HS GPA	3.8
Range SAT Critical Reading	520–640
Range SAT Math	550–670
Range SAT Writing	520–640
Range ACT Composite	23–29
% students graduating within 4 years	56

### Most popular majors

Business/Commerce; Art/Art Studies; Ecology, Evolution, Systematics and Population Biology

## COST

Annual in-state tuition	\$12,240
Annual out-of-state tuition	\$36,948
Required fees	\$1,241
Room and board	\$15,123
% frosh receiving any aid	67
% ugrads receiving any aid	68

# UNIVERSITY OF CENTRAL FLORIDA

P.O. BOX 160111, ORLANDO, FL  
32816-0111  
ADMISSIONS: 407-823-3000  
FAX: 407-823-5625  
E-MAIL: ADMISSION@UCF.EDU  
WEBSITE: WWW.UCF.EDU

## GREEN FACTS

### Available transportation alternatives:

bicycle-sharing program; bike storage, shower facilities, and lockers for bicycle commuters; bicycle plan; free or reduced price transit passes; telecommute program for employees; carpool/vanpool matching program; programs to encourage employees to live close to campus; car sharing program

% food budget spent on local/organic food	30
School has formal sustainability committee	Yes
Waste diversion rate (%)	16
Sustainability-focused degree available	No
Public GHG inventory plan	Yes
% of school energy from renewable resources	0
School employs a sustainability officer	Yes

## STUDENT BODY

Total undergrad enrollment	54,513
# of applicants	35,572
% of applicants accepted	49
% of acceptees attending	38
Average HS GPA	3.9
Range SAT Critical Reading	540–630
Range SAT Math	540–640
Range SAT Writing	510–610
Range ACT Composite	24–28
% students graduating within 4 years	40
% students graduating within 6 years	71

### Most popular majors

Marketing; Psychology; Health Sciences

## COST

Annual in-state tuition	\$6,368
Annual out-of-state tuition	\$22,467
Room and board	\$9,300
% frosh receiving any aid	86
% ugrads receiving any aid	78
Average cumulative indebtedness	\$21,824

# THE UNIVERSITY OF CHICAGO

1101 E 58TH STREET, CHICAGO, IL 60637  
ADMISSIONS: 773-702-8650  
FAX: 773-702-4199  
E-MAIL: COLLEGEADMISSIONS@UCHICAGO.EDU  
WEBSITE: UCHICAGO.EDU

## GREEN FACTS

### Available transportation alternatives:

bicycle-sharing program; bicycle plan; free or reduced price transit passes; carpool/vanpool matching program; reduced parking fees for car and van poolers; programs to encourage employees to live close to campus; adopted a policy prohibiting idling; car sharing program

% food budget spent on local/organic food	37
School has formal sustainability committee	Yes
Waste diversion rate (%)	41
Sustainability-focused degree available	No
Public GHG inventory plan	Yes
% of school energy from renewable resources	0
School employs a sustainability officer	Yes

## STUDENT BODY

Total undergrad enrollment	5,844
# of applicants	30,069
% of applicants accepted	8
% of acceptees attending	61
Average HS GPA	4.3
Range SAT Critical Reading	720–800
Range SAT Math	720–800
Range SAT Writing	700–780
Range ACT Composite	32–35
% students graduating within 4 years	86
% students graduating within 6 years	92

### Most popular majors

Economics; Biology/Biological Sciences; Political Science and Government

## COST

Annual tuition	\$49,026
Required fees	\$1,167
Room and board	\$14,772
% frosh receiving any aid	64
% ugrads receiving any aid	62
Average cumulative indebtedness	\$21,291

## UNIVERSITY OF CINCINNATI

P.O. Box 210091, CINCINNATI, OH  
45221-0091

Admissions: 513-556-1100

Fax: 513-556-1105

E-mail: [admissions@uc.edu](mailto:admissions@uc.edu)

Website: [www.uc.edu](http://www.uc.edu)

### GREEN FACTS

#### Available transportation alternatives:

bicycle-sharing program; bike storage, shower facilities, and lockers for bicycle commuters; bicycle plan; free or reduced price transit passes; condensed work week option for employees; telecommute program for employees; programs to encourage employees to live close to campus; adopted a policy prohibiting idling

% food budget spent on local/organic food	0
School has formal sustainability committee	Yes
% of new construction LEED-certified	30
Waste diversion rate (%)	33
Sustainability-focused degree available	No
% of graduates that took a sustainability related course	3
Public GHG inventory plan	Yes
% of school energy from renewable resources	0
School employs a sustainability officer	Yes

### STUDENT BODY

Total undergrad enrollment	24,407
# of applicants	16,593
% of applicants accepted	76
% of acceptees attending	36
Average HS GPA	3.5
Range SAT Critical Reading	510–630
Range SAT Math	530–660
Range SAT Writing	490–610
Range ACT Composite	23–28
% students graduating within 4 years	28

#### Most popular majors

Marketing; Psychology; Criminal Justice

### COST

Annual in-state tuition	\$9,322
Annual out-of-state tuition	\$24,656
Required fees	\$1,678
Room and board	\$10,750
% frosh receiving any aid	84
% undergrads receiving any aid	77

## UNIVERSITY OF COLORADO AT COLORADO SPRINGS

1420 AUSTIN BLUFFS PARKWAY,  
COLORADO SPRINGS, CO 80918

Admissions: 719-255-3084

E-mail: [go@uccs.edu](mailto:go@uccs.edu)

Website: [www.uccs.edu](http://www.uccs.edu)

### GREEN FACTS

#### Available transportation alternatives:

bicycle-sharing program; bike storage, shower facilities, and lockers for bicycle commuters; bicycle plan; free or reduced price transit passes; condensed work week option for employees; telecommute program for employees; reduced parking fees for car and van poolers; adopted a policy prohibiting idling; car sharing program

% food budget spent on local/organic food	9
School has formal sustainability committee	Yes
% of new construction LEED-certified	100
Waste diversion rate (%)	43
Sustainability-focused degree available	Yes
% of graduates that took a sustainability related course	6
Public GHG inventory plan	Yes
% of school energy from renewable resources	9
School employs a sustainability officer	Yes

### STUDENT BODY

Total undergrad enrollment	9,051
# of applicants	7,352
% of applicants accepted	89
% of acceptees attending	25
Average HS GPA	3.3
Range SAT Critical Reading	470–590
Range SAT Math	472–600
Range SAT Writing	450–560
Range ACT Composite	21–25
% students graduating within 4 years	26

## UNIVERSITY OF COLORADO BOULDER

552 UCB, BOULDER, CO 80309-0552

Admissions: 303-492-6301

Fax: 303-735-2501

E-mail: [apply@colorado.edu](mailto:apply@colorado.edu)

Website: [www.colorado.edu](http://www.colorado.edu)

### GREEN FACTS

#### Available transportation alternatives:

bicycle-sharing program; bike storage, shower facilities, and lockers for bicycle commuters; bicycle plan; free or reduced price transit passes; condensed work week option for employees; telecommute program for employees; carpool/vanpool matching program; reduced parking fees for car and van poolers; adopted a policy prohibiting idling; car sharing program

% food budget spent on local/organic food	27
School has formal sustainability committee	Yes
% of new construction LEED-certified	100
Waste diversion rate (%)	44
Sustainability-focused degree available	Yes
Public GHG inventory plan	Yes
% of school energy from renewable resources	0
School employs a sustainability officer	Yes

### STUDENT BODY

Total undergrad enrollment	27,010
# of applicants	31,326
% of applicants accepted	80
% of acceptees attending	25
Average HS GPA	3.6
Range SAT Critical Reading	530–640
Range SAT Math	540–660
Range ACT Composite	24–30
% students graduating within 4 years	47
% students graduating within 6 years	71

#### Most popular majors

Physiology; Psychology; Speech Communication and Rhetoric

### COST

Annual in-state tuition	\$9,312
Annual out-of-state tuition	\$31,410
Required fees	\$1,779
Room and board	\$13,194
Average cumulative indebtedness	\$25,605



## UNIVERSITY OF CONNECTICUT

2131 HILLSIDE ROAD, STORRS, CT  
06268-3088

ADMISSIONS: 860-486-3137

FAX: 860-486-1476

E-MAIL: BEAHUSKY@UCONN.EDU

WEBSITE: WWW.UCONN.EDU

### GREEN FACTS

#### Available transportation alternatives:

bicycle-sharing program; bike storage, shower facilities, and lockers for bicycle commuters; bicycle plan; free or reduced price transit passes; condensed work week option for employees; carpool/vanpool matching program; programs to encourage employees to live close to campus

% food budget spent on local/organic food	35
School has formal sustainability committee	Yes
% of new construction LEED-certified	100
Waste diversion rate (%)	45
Sustainability-focused degree available	Yes
% of graduates that took a sustainability related course	67
Public GHG inventory plan	Yes
% of school energy from renewable resources	0
School employs a sustainability officer	Yes

### STUDENT BODY

Total undergrad enrollment	18,395
# of applicants	31,280
% of applicants accepted	50
% of acceptees attending	23
Range SAT Critical Reading	560–660
Range SAT Math	590–690
Range SAT Writing	550–660
Range ACT Composite	26–30
% students graduating within 4 years	67
% students graduating within 6 years	81

#### Most popular majors

Psychology; Biology/Biological Sciences; Economics

### COST

Annual in-state tuition	\$10,522
Annual out-of-state tuition	\$32,066
Required fees	\$2,842
Room and board	\$12,174
% frosh receiving any aid	49
% undergrads receiving any aid	48

## UNIVERSITY OF DAYTON

300 COLLEGE PARK, DAYTON, OH  
45469-1310

ADMISSIONS: 937-229-4411

FAX: 937-229-4729

E-MAIL: ADMISSION@UDAYTON.EDU

WEBSITE: WWW.UDAYTON.EDU

### GREEN FACTS

#### Available transportation alternatives:

bicycle-sharing program; bike storage, shower facilities, and lockers for bicycle commuters; bicycle plan; free or reduced price transit passes; adopted a policy prohibiting idling

School has formal sustainability committee	Yes
% of new construction LEED-certified	54
Waste diversion rate (%)	42
Sustainability-focused degree available	Yes
% of school energy from renewable resources	0
School employs a sustainability officer	Yes

### STUDENT BODY

Total undergrad enrollment	8,529
# of applicants	16,974
% of applicants accepted	59
% of acceptees attending	22
Average HS GPA	3.6
Range SAT Critical Reading	510–610
Range SAT Math	530–640
Range SAT Writing	510–610
Range ACT Composite	24–29
% students graduating within 4 years	59
% students graduating within 6 years	76

#### Most popular majors

Speech Communication and Rhetoric; Marketing; Psychology

### COST

Annual tuition	\$39,090
Room and board	\$12,190
% frosh receiving any aid	98
% undergrads receiving any aid	94

## UNIVERSITY OF DENVER

OFFICE OF ADMISSION, DENVER, CO  
80208

ADMISSIONS: 303-871-2036

FAX: 303-871-3301

E-MAIL: ADMISSION@DU.EDU

WEBSITE: WWW.DU.EDU

### GREEN FACTS

#### Available transportation alternatives:

bicycle-sharing program; bike storage, shower facilities, and lockers for bicycle commuters; bicycle plan; free or reduced price transit passes; condensed work week option for employees; car sharing program

% food budget spent on local/organic food	4
School has formal sustainability committee	Yes
% of new construction LEED-certified	73
Waste diversion rate (%)	24
Sustainability-focused degree available	Yes
% of graduates that took a sustainability related course	23
% of school energy from renewable resources	14
School employs a sustainability officer	Yes

### STUDENT BODY

Total undergrad enrollment	5,643
# of applicants	13,670
% of applicants accepted	76
% of acceptees attending	14
Average HS GPA	3.7
Range SAT Critical Reading	550–640
Range SAT Math	560–660
Range SAT Writing	510–620
Range ACT Composite	25–30
% students graduating within 4 years	66

#### Most popular majors

International Relations; Finance; Psychology

### COST

Annual tuition	\$43,164
Required fees	\$1,014
Room and board	\$11,498
% frosh receiving any aid	85
% undergrads receiving any aid	83

## UNIVERSITY OF FLORIDA

201 CRISER HALL, GAINESVILLE, FL  
32611-4000

ADMISSIONS: 352-392-1365

FAX: 352-392-2115

E-MAIL: WEBREQUESTS@

ADMISSIONS.UFL.EDU

WEBSITE: WWW.UFL.EDU

### GREEN FACTS

#### Available transportation alternatives:

bicycle-sharing program; free or reduced price transit passes; condensed work week option for employees; telecommute program for employees; carpool/vanpool matching program; reduced parking fees for car and van poolers; adopted a policy prohibiting idling; car sharing program

% food budget spent on local/organic food	24
School has formal sustainability committee	Yes
% of new construction LEED-certified	44
Waste diversion rate (%)	45
Sustainability-focused degree available	Yes
% of graduates that took a sustainability related course	20
Public GHG inventory plan	Yes
% of school energy from renewable resources	0
School employs a sustainability officer	Yes

### STUDENT BODY

Total undergrad enrollment	35,043
# of applicants	29,237
% of applicants accepted	49
% of acceptees attending	51
Range SAT Critical Reading	580-670
Range SAT Math	590-680
Range SAT Writing	570-670
Range ACT Composite	27-31

#### Most popular majors

Psychology; Biology/Biological Sciences; Mechanical Engineering

### COST

Annual in-state tuition	\$6,313
Annual out-of-state tuition	\$28,590
Room and board	\$9,630
% frosh receiving any aid	94
% ugrads receiving any aid	91

## UNIVERSITY OF GEORGIA

TERRELL HALL, 210 SOUTH JACKSON  
STREET, ATHENS, GA 30602-1633

ADMISSIONS: 706-542-8776

E-MAIL: ADM-INFO@UGA.EDU

WEBSITE: WWW.UGA.EDU

### GREEN FACTS

#### Available transportation alternatives:

bicycle-sharing program; bike storage, shower facilities, and lockers for bicycle commuters; bicycle plan; free or reduced price transit passes; condensed work week option for employees; telecommute program for employees; carpool/vanpool matching program

% food budget spent on local/organic food	20
School has formal sustainability committee	Yes
% of new construction LEED-certified	100
Waste diversion rate (%)	34
Sustainability-focused degree available	No
% of graduates that took a sustainability related course	59
Public GHG inventory plan	Yes
School employs a sustainability officer	Yes

### STUDENT BODY

Total undergrad enrollment	27,547
# of applicants	21,945
% of applicants accepted	53
% of acceptees attending	45
Average HS GPA	3.9
Range SAT Critical Reading	570-660
Range SAT Math	580-670
Range SAT Writing	560-660
Range ACT Composite	26-30
% students graduating within 4 years	62
% students graduating within 6 years	84

#### Most popular majors

Biology/Biological Sciences; Psychology; Finance

### COST

Annual in-state tuition	\$9,364
Annual out-of-state tuition	\$27,574
Required fees	\$2,258
Room and board	\$9,450
% frosh receiving any aid	47
% ugrads receiving any aid	48
Average cumulative indebtedness	\$22,087

## UNIVERSITY OF ILLINOIS AT CHICAGO

SUITE 100, SSB, 1200 W. HARRISON ST.,  
CHICAGO, IL 60607-7161

ADMISSIONS: 312-996-4350

FAX: 312-413-7628

E-MAIL: UICADMIT@UIC.EDU

WEBSITE: WWW.UIC.EDU

### GREEN FACTS

#### Available transportation alternatives:

bicycle-sharing program; bike storage, shower facilities, and lockers for bicycle commuters; bicycle plan; free or reduced price transit passes; telecommute program for employees; carpool/vanpool matching program; adopted a policy prohibiting idling; car sharing program

% food budget spent on local/organic food	10
School has formal sustainability committee	Yes
% of new construction LEED-certified	100
Waste diversion rate (%)	47
Sustainability-focused degree available	Yes
Public GHG inventory plan	Yes
% of school energy from renewable resources	0
School employs a sustainability officer	Yes

### STUDENT BODY

Total undergrad enrollment	17,575
# of applicants	15,664
% of applicants accepted	77
% of acceptees attending	29
Average HS GPA	3.3
Range SAT Critical Reading	460-580
Range SAT Math	520-660
Range SAT Writing	470-580
Range ACT Composite	21-26
% students graduating within 4 years	34

#### Most popular majors

Psychology; Biology

### COST

Annual in-state tuition	\$10,451
Annual out-of-state tuition	\$22,958
Required fees	\$3,080
Room and board	\$10,882
% frosh receiving any aid	62
% ugrads receiving any aid	60
Average cumulative indebtedness	\$24,601

# UNIVERSITY OF ILLINOIS AT SPRINGFIELD

ONE UNIVERSITY PLAZA, SPRINGFIELD, IL  
62703-5407

ADMISSIONS: 217-206-4847

FAX: 217-206-6620

E-MAIL: ADMISSIONS@UIS.EDU

WEBSITE: WWW.UIS.EDU

## GREEN FACTS

### Available transportation alternatives:

bicycle-sharing program;  
condensed work week option for  
employees; telecommute program  
for employees; reduced parking  
fees for car and van poolers

% food budget spent on local/organic food	20
School has formal sustainability committee	Yes
% of new construction LEED-certified	0
Waste diversion rate (%)	49
Sustainability-focused degree available	No
Public GHG inventory plan	Yes
% of school energy from renewable resources	0
School employs a sustainability officer	Yes

## STUDENT BODY

Total undergrad enrollment	2,937
# of applicants	1,524
% of applicants accepted	63
% of acceptees attending	28
Average HS GPA	3.4
Range SAT Critical Reading	430–530
Range SAT Math	510–600
Range SAT Writing	428–600
Range ACT Composite	20–26
% students graduating within 4 years	34
% students graduating within 6 years	48

### Most popular majors

Business Administration and  
Management; Computer Science;  
Psychology

## COST

% frosh receiving any aid	80
% ugrads receiving any aid	71
Average cumulative indebtedness	\$25,862

# UNIVERSITY OF ILLINOIS AT URBANA- CHAMPAIGN

901 WEST ILLINOIS STREET, URBANA, IL  
61801-3028

ADMISSIONS: 217-333-0302

FAX: 217-244-4614

E-MAIL: ADMISSIONS@ILLINOIS.EDU

WEBSITE: ILLINOIS.EDU

## GREEN FACTS

### Available transportation alternatives:

bicycle-sharing program; bike  
storage, shower facilities, and  
lockers for bicycle commuters;  
bicycle plan; free or reduced price  
transit passes; condensed work  
week option for employees;  
telecommute program for  
employees; programs to encourage  
employees to live close to campus;  
adopted a policy prohibiting idling;  
car sharing program

% food budget spent on local/organic food	27
School has formal sustainability committee	Yes
% of new construction LEED-certified	100
Waste diversion rate (%)	28
Sustainability-focused degree available	Yes
% of graduates that took a sustainability related course	29
Public GHG inventory plan	Yes
% of school energy from renewable resources	1
School employs a sustainability officer	Yes

## STUDENT BODY

Total undergrad enrollment	32,959
# of applicants	35,819
% of applicants accepted	59
% of acceptees attending	33
Range SAT Critical Reading	590–690
Range SAT Math	700–790
Range SAT Writing	600–690
Range ACT Composite	26–32
% students graduating within 4 years	69

### Most popular majors

Cell/Cellular and Molecular Biology/  
Biological Sciences; Psychology

## COST

Annual in-state tuition	\$12,036
Annual out-of-state tuition	\$26,662
Required fees	\$3,590
Room and board	\$10,848

# THE UNIVERSITY OF IOWA

107 CALVIN HALL, IOWA CITY, IA 52242

ADMISSIONS: 319-335-3847

FAX: 319-333-1535

E-MAIL: ADMISSIONS@UIOWA.EDU

WEBSITE: WWW.UIOWA.EDU

## GREEN FACTS

### Available transportation alternatives:

bicycle-sharing program; bike  
storage, shower facilities, and  
lockers for bicycle commuters;  
bicycle plan; free or reduced price  
transit passes; condensed work  
week option for employees;  
telecommute program for  
employees

% food budget spent on local/organic food	14
School has formal sustainability committee	Yes
% of new construction LEED-certified	64
Waste diversion rate (%)	35
Sustainability-focused degree available	Yes
% of graduates that took a sustainability related course	80
Public GHG inventory plan	Yes
% of school energy from renewable resources	9
School employs a sustainability officer	Yes

## STUDENT BODY

Total undergrad enrollment	23,357
# of applicants	26,222
% of applicants accepted	81
% of acceptees attending	25
Average HS GPA	3.7
Range SAT Critical Reading	460–630
Range SAT Math	540–690
Range ACT Composite	23–28
% students graduating within 4 years	51
% students graduating within 6 years	72

### Most popular majors

Business/Commerce; Engineering;  
Pre-Medicine/Pre-Medical Studies

## COST

Annual in-state tuition	\$6,878
Annual out-of-state tuition	\$26,966
Required fees	\$1,447
Room and board	\$10,108
% frosh receiving any aid	79
% ugrads receiving any aid	72
Average cumulative indebtedness	\$28,771



## UNIVERSITY OF KANSAS

OFFICE OF ADMISSIONS, LAWRENCE, KS  
66045-7576  
ADMISSIONS: 785-864-3911  
FAX: 785-864-5017  
E-MAIL: ADM@KU.EDU  
WEBSITE: WWW.KU.EDU

### GREEN FACTS

**Available transportation alternatives:**  
bicycle plan; free or reduced price transit passes; adopted a policy prohibiting idling; car sharing program

% food budget spent on local/organic food	10
School has formal sustainability committee	Yes
% of new construction LEED-certified	2
Waste diversion rate (%)	25
Sustainability-focused degree available	Yes
% of graduates that took a sustainability related course	64
% of school energy from renewable resources	0
School employs a sustainability officer	Yes

### STUDENT BODY

Total undergrad enrollment	19,245
# of applicants	15,155
% of applicants accepted	93
% of acceptees attending	30
Average HS GPA	3.5
Range ACT Composite	22–28
% students graduating within 4 years	37
% students graduating within 6 years	61

#### Most popular majors

Business/Commerce; Biology/  
Biological Sciences; Journalism

### COST

Annual in-state tuition	\$9,123
Annual out-of-state tuition	\$23,774
Required fees	\$934
Room and board	\$9,324
% frosh receiving any aid	77
% ugrads receiving any aid	65
Average cumulative indebtedness	\$27,492

## UNIVERSITY OF LA VERNE

1950 THIRD STREET, LA VERNE, CA 91750  
ADMISSIONS: 800-876-4858  
FAX: 909-392-2714  
E-MAIL: ADMISSION@LAVERNE.EDU  
WEBSITE: WWW.LAVERNE.EDU

### GREEN FACTS

#### Available transportation alternatives:

bicycle-sharing program; bike storage, shower facilities, and lockers for bicycle commuters; bicycle plan; free or reduced price transit passes; telecommute program for employees; carpool/vanpool matching program; reduced parking fees for car and van poolers

% food budget spent on local/organic food	75
School has formal sustainability committee	Yes
% of new construction LEED-certified	100
Waste diversion rate (%)	50
Sustainability-focused degree available	No
% of graduates that took a sustainability related course	100
Public GHG inventory plan	Yes
School employs a sustainability officer	No

### STUDENT BODY

Total undergrad enrollment	2,864
# of applicants	8,179
% of applicants accepted	47
% of acceptees attending	19
Average HS GPA	3.5
Range SAT Critical Reading	470–560
Range SAT Math	470–570
Range SAT Writing	460–560
Range ACT Composite	20–24
% students graduating within 4 years	45
% students graduating within 6 years	64

#### Most popular majors

Business Administration and Management; Psychology; Liberal Arts and Sciences/Liberal Studies

### COST

Annual tuition	\$37,100
Required fees	\$1,460
Room and board	\$12,510
% frosh receiving any aid	87
% ugrads receiving any aid	83
Average cumulative indebtedness	\$30,844

## UNIVERSITY OF LOUISVILLE

ADMISSIONS OFFICE, LOUISVILLE, KY  
40292  
ADMISSIONS: 502-852-6531  
FAX: 502-852-4776  
E-MAIL: ADMITME@LOUISVILLE.EDU  
WEBSITE: WWW.LOUISVILLE.EDU

### GREEN FACTS

#### Available transportation alternatives:

bicycle-sharing program; bike storage, shower facilities, and lockers for bicycle commuters; bicycle plan; free or reduced price transit passes; condensed work week option for employees; telecommute program for employees; carpool/vanpool matching program; reduced parking fees for car and van poolers; adopted a policy prohibiting idling; car sharing program

% food budget spent on local/organic food	31
School has formal sustainability committee	Yes
% of new construction LEED-certified	98
Waste diversion rate (%)	56
% of graduates that took a sustainability related course	12
Public GHG inventory plan	Yes
% of school energy from renewable resources	3

### STUDENT BODY

Total undergrad enrollment	15,769
# of applicants	9,430
% of applicants accepted	72
% of acceptees attending	41
Average HS GPA	3.6
Range SAT Critical Reading	490–620
Range SAT Math	510–620
Range ACT Composite	22–29
% students graduating within 4 years	25

#### Most popular majors

Registered Nursing; Biology/  
Biological Sciences; Speech Communication and Rhetoric

### COST

Annual in-state tuition	\$10,542
Annual out-of-state tuition	\$24,848
Room and board	\$7,942
% frosh receiving any aid	97
% ugrads receiving any aid	79

## UNIVERSITY OF MAINE

5713 CHADBOURNE HALL, ORONO, ME  
04469-5713

Admissions: 207-581-1561

Fax: 207-581-1213

E-MAIL: UMAINEADMISSIONS@MAINE.EDU

WEBSITE: WWW.UMAINE.EDU

### GREEN FACTS

#### Available transportation alternatives:

bicycle-sharing program; bike storage, shower facilities, and lockers for bicycle commuters; bicycle plan; free or reduced price transit passes; condensed work week option for employees; reduced parking fees for car and van poolers; adopted a policy prohibiting idling; car sharing program

% food budget spent on local/organic food	18
School has formal sustainability committee	Yes
% of new construction LEED-certified	67
Waste diversion rate (%)	39
Sustainability-focused degree available	No
% of graduates that took a sustainability related course	100
Public GHG inventory plan	Yes
School employs a sustainability officer	Yes

### STUDENT BODY

Total undergrad enrollment	9,297
# of applicants	11,044
% of applicants accepted	91
% of acceptees attending	20
Average HS GPA	3.3
Range SAT Critical Reading	480–600
Range SAT Math	480–610
Range SAT Writing	460–578
Range ACT Composite	21–28
% students graduating within 4 years	33
% students graduating within 6 years	55

#### Most popular majors

Psychology; Business Administration and Management

### COST

Annual in-state tuition	\$8,370
Annual out-of-state tuition	\$26,640
Required fees	\$2,240
Room and board	\$9,576
% frosh receiving any aid	93
% ugrads receiving any aid	83
Average cumulative indebtedness	\$32,921

## UNIVERSITY OF MARY WASHINGTON

1301 COLLEGE AVENUE, FREDERICKSBURG,  
VA 22401

Admissions: 540-654-2000

Fax: 540-654-1857

E-MAIL: ADMIT@UMW.EDU

WEBSITE: WWW.UMW.EDU

### GREEN FACTS

#### Available transportation alternatives:

bicycle-sharing program; bike storage, shower facilities, and lockers for bicycle commuters; bicycle plan; free or reduced price transit passes; condensed work week option for employees; telecommute program for employees;

% food budget spent on local/organic food	18
School has formal sustainability committee	Yes
% of new construction LEED-certified	0
Sustainability-focused degree available	No
% of graduates that took a sustainability related course	2
Public GHG inventory plan	No
School employs a sustainability officer	Yes

### STUDENT BODY

Total undergrad enrollment	4,320
# of applicants	5,549
% of applicants accepted	83
% of acceptees attending	21
Average HS GPA	3.6
Range SAT Critical Reading	510–620
Range SAT Math	490–590
Range SAT Writing	490–600
Range ACT Composite	22–27
% students graduating within 4 years	59
% students graduating within 6 years	70

#### Most popular majors

Biology/Biological Sciences; Business Administration and Management; Psychology

### COST

Annual in-state tuition	\$5,604
Annual out-of-state tuition	\$19,768
Required fees	\$5,466
Room and board	\$9,856
% frosh receiving any aid	67
% ugrads receiving any aid	63
Average cumulative indebtedness	\$18,029

## UNIVERSITY OF MARYLAND—COLLEGE PARK

MITCHELL BUILDING, COLLEGE PARK, MD  
20742-5235

Admissions: 301-314-8385

Fax: 301-314-9693

E-MAIL: UM-ADMIT@UMD.EDU

WEBSITE: WWW.UMD.EDU

### GREEN FACTS

#### Available transportation alternatives:

bicycle-sharing program; bike storage, shower facilities, and lockers for bicycle commuters; bicycle plan; free or reduced price transit passes; condensed work week option for employees

% food budget spent on local/organic food	20
School has formal sustainability committee	Yes
% of new construction LEED-certified	100
Waste diversion rate (%)	89
Sustainability-focused degree available	Yes
% of graduates that took a sustainability related course	22
Public GHG inventory plan	Yes
% of school energy from renewable resources	10
School employs a sustainability officer	Yes

### STUDENT BODY

Total undergrad enrollment	27,443
# of applicants	28,434
% of applicants accepted	45
% of acceptees attending	31
Average HS GPA	4.2
Range SAT Critical Reading	590–690
Range SAT Math	620–730
% students graduating within 4 years	69
% students graduating within 6 years	86

#### Most popular majors

Biology/Biological Sciences; Criminology; Economics

### COST

Annual in-state tuition	\$8,152
Annual out-of-state tuition	\$29,300
Required fees	\$1,844
Room and board	\$10,972
% frosh receiving any aid	86
% ugrads receiving any aid	72
Average cumulative indebtedness	\$26,818

## UNIVERSITY OF MASSACHUSETTS AMHERST

UNIVERSITY ADMISSIONS CENTER,  
AMHERST, MA 01003-9291  
ADMISSIONS: 413-545-0222  
FAX: 413-545-4312  
E-MAIL: MAIL@ADMISSIONS.UMASS.EDU  
WEBSITE: WWW.UMASS.EDU

### GREEN FACTS

**Available transportation alternatives:**  
bicycle-sharing program; bike storage, shower facilities, and lockers for bicycle commuters; bicycle plan; free or reduced price transit passes; condensed work week option for employees

% food budget spent on local/organic food	14
School has formal sustainability committee	Yes
% of new construction LEED-certified	100
Waste diversion rate (%)	57
Sustainability-focused degree available	Yes
% of graduates that took a sustainability related course	54
Public GHG inventory plan	Yes
School employs a sustainability officer	Yes

### STUDENT BODY

Total undergrad enrollment	22,748
# of applicants	40,010
% of applicants accepted	58
% of acceptees attending	20
Average HS GPA	3.8
Range SAT Critical Reading	550-640
Range SAT Math	580-670
Range ACT Composite	25-30
% students graduating within 4 years	66
% students graduating within 6 years	78

### Most popular majors

Psychology; Hospitality  
Administration/Management

### COST

Annual in-state tuition	\$13,790
Annual out-of-state tuition	\$30,123
Required fees	\$381
Room and board	\$12,028
% frosh receiving any aid	90
% ugrads receiving any aid	85
Average cumulative indebtedness	\$31,958

## UNIVERSITY OF MASSACHUSETTS BOSTON

100 MORRISSEY BOULEVARD, BOSTON,  
MA 02125-3393  
ADMISSIONS: 617-287-6000  
FAX: 617-287-5999  
E-MAIL: ENROLLMENT.INFO@UMB.EDU  
WEBSITE: WWW.UMB.EDU

### GREEN FACTS

**Available transportation alternatives:**  
bicycle-sharing program; bike storage, shower facilities, and lockers for bicycle commuters; bicycle plan; free or reduced price transit passes; condensed work week option for employees; telecommute program for employees; carpool/vanpool matching program; adopted a policy prohibiting idling; car sharing program

% food budget spent on local/organic food	25
School has formal sustainability committee	Yes
Waste diversion rate (%)	50
Sustainability-focused degree available	No
Public GHG inventory plan	Yes
% of school energy from renewable resources	0
School employs a sustainability officer	Yes

### STUDENT BODY

Total undergrad enrollment	12,949
# of applicants	9,365
% of applicants accepted	69
% of acceptees attending	26
Average HS GPA	3.2
Range SAT Critical Reading	470-570
Range SAT Math	480-590
% students graduating within 4 years	17

### Most popular majors

Management Science

### COST

Annual in-state tuition	\$1,714
Annual out-of-state tuition	\$9,758
Required fees	\$10,968

## UNIVERSITY OF MASSACHUSETTS DARTMOUTH

285 OLD WESTPORT ROAD, NORTH  
DARTMOUTH, MA 02747-2300  
ADMISSIONS: 508-999-8605  
FAX: 508-999-8755  
E-MAIL: ADMISSIONS@UMASSD.EDU  
WEBSITE: WWW.UMASSD.EDU

### GREEN FACTS

**Available transportation alternatives:**  
free or reduced price transit passes; reduced parking fees for car and van poolers; car sharing program

% food budget spent on local/organic food	12
School has formal sustainability committee	Yes
Waste diversion rate (%)	91
Sustainability-focused degree available	No
% of graduates that took a sustainability related course	56
Public GHG inventory plan	Yes
% of school energy from renewable resources	0
School employs a sustainability officer	No

### STUDENT BODY

Total undergrad enrollment	7,295
# of applicants	7,591
% of applicants accepted	76
% of acceptees attending	26
Average HS GPA	3.2
Range SAT Critical Reading	450-560
Range SAT Math	470-570
Range SAT Writing	430-550
Range ACT Composite	19-25

### Most popular majors

Psychology; Liberal Arts and Sciences Studies and Humanities; Registered Nursing, Nursing Administration, Nursing Research and Clinical Nursing

### COST

% frosh receiving any aid	77
% ugrads receiving any aid	73



# UNIVERSITY OF MASSACHUSETTS LOWELL

UNIVERSITY CROSSING SUITE 420, LOWELL,  
MA 01854-5104

ADMISSIONS: 978-934-3931

E-MAIL: ADMISSIONS@UML.EDU

WEBSITE: WWW.UML.EDU

## GREEN FACTS

### Available transportation alternatives:

bicycle-sharing program; bike storage, shower facilities, and lockers for bicycle commuters; bicycle plan; free or reduced price transit passes; carpool/vanpool matching program; reduced parking fees for car and van poolers; adopted a policy prohibiting idling; car sharing program

% food budget spent on local/organic food	33
School has formal sustainability committee	Yes
% of new construction LEED-certified	5
Waste diversion rate (%)	30
Sustainability-focused degree available	Yes
% of graduates that took a sustainability related course	11
Public GHG inventory plan	Yes
% of school energy from renewable resources	0
School employs a sustainability officer	Yes

## STUDENT BODY

Total undergrad enrollment	12,986
# of applicants	9,394
% of applicants accepted	62
% of acceptees attending	28
Average HS GPA	3.4
Range SAT Critical Reading	510–600
Range SAT Math	540–640
Range SAT Writing	490–590
Range ACT Composite	22–28
% students graduating within 4 years	27
% students graduating within 6 years	54

### Most popular majors

Business Administration and Management; Criminal Justice; Psychology

## COST

% frosh receiving any aid	89
% ugrads receiving any aid	82

# UNIVERSITY OF MIAMI

P.O. BOX 248025, CORAL GABLES, FL  
33124-4616

ADMISSIONS: 305-284-4323

FAX: 305-284-2507

E-MAIL: ADMISSION@MIAMI.EDU

WEBSITE: WWW.MIAMI.EDU

## GREEN FACTS

### Available transportation alternatives:

bicycle-sharing program; bike storage, shower facilities, and lockers for bicycle commuters; bicycle plan; free or reduced price transit passes; condensed work week option for employees; telecommute program for employees; carpool/vanpool matching program; programs to encourage employees to live close to campus; adopted a policy prohibiting idling; car sharing program

% food budget spent on local/organic food	7
School has formal sustainability committee	Yes
Waste diversion rate (%)	83
Sustainability-focused degree available	No
% of graduates that took a sustainability related course	64
Public GHG inventory plan	Yes
% of school energy from renewable resources	0
School employs a sustainability officer	Yes

## STUDENT BODY

Total undergrad enrollment	11,123
# of applicants	33,415
% of applicants accepted	38
% of acceptees attending	16
Average HS GPA	4.0
Range SAT Critical Reading	590–690
Range SAT Math	610–700
Range SAT Writing	580–680
Range ACT Composite	28–32
% students graduating within 4 years	68
% students graduating within 6 years	82

## COST

Annual tuition	\$45,600
% frosh receiving any aid	85
% ugrads receiving any aid	74
Average cumulative indebtedness	\$19,000

# UNIVERSITY OF MICHIGAN—ANN ARBOR

515 E. JEFFERSON ST, ANN ARBOR, MI  
48109-1316

ADMISSIONS: 734-764-7433

FAX: 734-936-0740

WEBSITE: UMICH.EDU

## GREEN FACTS

### Available transportation alternatives:

bicycle-sharing program; bike storage, shower facilities, and lockers for bicycle commuters; bicycle plan; free or reduced price transit passes; condensed work week option for employees

% food budget spent on local/organic food	13
School has formal sustainability committee	Yes
% of new construction LEED-certified	33
Waste diversion rate (%)	29
Sustainability-focused degree available	Yes
% of graduates that took a sustainability related course	22
Public GHG inventory plan	Yes
School employs a sustainability officer	Yes

## STUDENT BODY

Total undergrad enrollment	28,312
# of applicants	51,761
% of applicants accepted	26
% of acceptees attending	45
Average HS GPA	3.8
Range SAT Critical Reading	630–730
Range SAT Math	660–770
Range SAT Writing	640–730
Range ACT Composite	29–33
% students graduating within 4 years	75
% students graduating within 6 years	90

### Most popular majors

Experimental Psychology; Economics; Business Administration and Management

## COST

Annual in-state tuition	\$14,401
Annual out-of-state tuition	\$44,674
Required fees	\$328
Room and board	\$10,554
% frosh receiving any aid	68
% ugrads receiving any aid	61
Average cumulative indebtedness	\$26,034

## UNIVERSITY OF MINNESOTA, DULUTH

25 SOLON CAMPUS CENTER, DULUTH, MN  
55812-3000

ADMISSIONS: 218-726-7171

FAX: 218-726-7040

E-MAIL: UMDADMIS@D.UMN.EDU

WEBSITE: WWW.D.UMN.EDU

### GREEN FACTS

#### Available transportation alternatives:

bicycle-sharing program; bike storage, shower facilities, and lockers for bicycle commuters; bicycle plan; free or reduced price transit passes; condensed work week option for employees; telecommute program for employees; carpool/vanpool matching program; adopted a policy prohibiting idling

% food budget spent on local/organic food	1
School has formal sustainability committee	Yes
% of new construction LEED-certified	100
Waste diversion rate (%)	48
Sustainability-focused degree available	Yes
% of graduates that took a sustainability related course	100
% of school energy from renewable resources	0
School employs a sustainability officer	Yes

### STUDENT BODY

Total undergrad enrollment	10,506
# of applicants	7,936
% of applicants accepted	71
% of acceptees attending	37
Range SAT Critical Reading	480–590
Range SAT Math	480–620
Range SAT Writing	460–580
Range ACT Composite	20–26

#### Most popular majors

Business Administration and Management; Elementary Education and Teaching; Biology

### COST

Annual in-state tuition	\$8,230
Annual out-of-state tuition	\$10,230
Required fees	\$2,030
Room and board	\$6,078
% frosh receiving any aid	85
% undergrads receiving any aid	81

## UNIVERSITY OF MINNESOTA, MORRIS

600 E 4TH ST, MORRIS, MN 56267

ADMISSIONS: 320-589-6035

FAX: 320-589-6051

E-MAIL: ADMISSIONS@MORRIS.UMN.EDU

WEBSITE: WWW.MORRIS.UMN.EDU

### GREEN FACTS

#### Available transportation alternatives:

bicycle-sharing program; bike storage, shower facilities, and lockers for bicycle commuters; bicycle plan; free or reduced price transit passes; condensed work week option for employees; telecommute program for employees; carpool/vanpool matching program; adopted a policy prohibiting idling

% food budget spent on local/organic food	3
School has formal sustainability committee	Yes
% of new construction LEED-certified	100
Waste diversion rate (%)	33
Sustainability-focused degree available	Yes
% of graduates that took a sustainability related course	44
Public GHG inventory plan	Yes
% of school energy from renewable resources	27
School employs a sustainability officer	Yes

### STUDENT BODY

Total undergrad enrollment	1,856
# of applicants	3,619
% of applicants accepted	60
% of acceptees attending	19
Average HS GPA	3.6
Range SAT Critical Reading	500–660
Range SAT Math	510–640
Range SAT Writing	490–620
Range ACT Composite	22–28
% students graduating within 4 years	51

#### Most popular majors

Biology/Biological Sciences; Business Administration and Management; Psychology

### COST

% frosh receiving any aid	93
% undergrads receiving any aid	89
Average cumulative indebtedness	\$26,087

## UNIVERSITY OF MINNESOTA, TWIN CITIES

240 WILLIAMSON HALL, MINNEAPOLIS,  
MN 55455-0213

ADMISSIONS: 612-625-2008

FAX: 612-626-1693

WEBSITE: WWW.UMN.EDU

### GREEN FACTS

#### Available transportation alternatives:

bicycle-sharing program; bike storage, shower facilities, and lockers for bicycle commuters; bicycle plan; free or reduced price transit passes; condensed work week option for employees; telecommute program for employees; carpool/vanpool matching program; reduced parking fees for car and van poolers; programs to encourage employees to live close to campus

% food budget spent on local/organic food	11
School has formal sustainability committee	Yes
% of new construction LEED-certified	34
Waste diversion rate (%)	43
Sustainability-focused degree available	Yes
% of graduates that took a sustainability related course	36
Public GHG inventory plan	Yes
% of school energy from renewable resources	0
School employs a sustainability officer	Yes

### STUDENT BODY

Total undergrad enrollment	34,071
# of applicants	46,165
% of applicants accepted	45
% of acceptees attending	32
Range SAT Critical Reading	560–700
Range SAT Math	620–740
Range SAT Writing	570–690
Range ACT Composite	26–31
% students graduating within 4 years	59
% students graduating within 6 years	77

#### Most popular majors

Psychology; Journalism; Rhetoric and Composition

### COST

Average cumulative indebtedness	\$26,006
---------------------------------	----------

## UNIVERSITY OF MISSOURI

230 JESSE HALL, COLUMBIA, MO 65211

ADMISSIONS: 573-882-7786

FAX: 573-882-7887

E-MAIL: MU4U@MISSOURI.EDU

WEBSITE: WWW.MISSOURI.EDU

### GREEN FACTS

#### Available transportation alternatives:

bicycle-sharing program; free or reduced price transit passes; condensed work week option for employees; telecommute program for employees; carpool/vanpool matching program; adopted a policy prohibiting idling; car sharing program

% food budget spent on local/organic food	16
School has formal sustainability committee	Yes
% of new construction LEED-certified	0
Waste diversion rate (%)	40
Sustainability-focused degree available	Yes
% of graduates that took a sustainability related course	10
Public GHG inventory plan	Yes
% of school energy from renewable resources	23
School employs a sustainability officer	Yes

### STUDENT BODY

Total undergrad enrollment	27,654
# of applicants	21,163
% of applicants accepted	78
% of acceptees attending	40
Range SAT Critical Reading	520–650
Range SAT Math	530–660
Range ACT Composite	23–28
% students graduating within 4 years	46
% students graduating within 6 years	69

#### Most popular majors

Business/Commerce; Biological and Biomedical Sciences; Journalism

### COST

Annual in-state tuition	\$8,286
Annual out-of-state tuition	\$23,943
Required fees	\$1,223
Room and board	\$9,808

## UNIVERSITY OF MISSOURI—KANSAS CITY

5100 ROCKHILL ROAD, KANSAS CITY, MO 64114

ADMISSIONS: 816-235-1111

FAX: 816-235-5544

E-MAIL: ADMIT@UMKC.EDU

WEBSITE: WWW.UMKC.EDU

### GREEN FACTS

#### Available transportation alternatives:

bicycle-sharing program; bike storage, shower facilities, and lockers for bicycle commuters; bicycle plan; free or reduced price transit passes

% food budget spent on local/organic food	33
School has formal sustainability committee	Yes
% of new construction LEED-certified	58
Waste diversion rate (%)	51
Sustainability-focused degree available	Yes
% of graduates that took a sustainability related course	13
Public GHG inventory plan	Yes
% of school energy from renewable resources	0
School employs a sustainability officer	Yes

### STUDENT BODY

Total undergrad enrollment	11,253
# of applicants	4,428
% of applicants accepted	63
% of acceptees attending	38
Average HS GPA	3.4
Range SAT Critical Reading	510–680
Range SAT Math	520–710
Range ACT Composite	21–28
% students graduating within 4 years	26
% students graduating within 6 years	52

#### Most popular majors

Business/Commerce; Psychology; Registered Nursing

### COST

Annual in-state tuition	\$8,103
Annual out-of-state tuition	\$21,162
Required fees	\$1,479
Room and board	\$9,815
% frosh receiving any aid	92
% ugrads receiving any aid	79
Average cumulative indebtedness	\$24,602

## THE UNIVERSITY OF MONTANA

LOMMASSON CENTER 103, MISSOULA, MT 59812

ADMISSIONS: 406-243-6266

FAX: 406-243-5711

E-MAIL: ADMISSION@UMONTANA.EDU

WEBSITE: WWW.UMT.EDU

### GREEN FACTS

#### Available transportation alternatives:

bicycle-sharing program; bike storage, shower facilities, and lockers for bicycle commuters; bicycle plan; free or reduced price transit passes; condensed work week option for employees; telecommute program for employees; carpool/vanpool matching program

% food budget spent on local/organic food	26
School has formal sustainability committee	Yes
% of new construction LEED-certified	14
Waste diversion rate (%)	20
Sustainability-focused degree available	Yes
% of graduates that took a sustainability related course	100
Public GHG inventory plan	Yes
School employs a sustainability officer	Yes

### STUDENT BODY

Total undergrad enrollment	10,778
# of applicants	5,600
% of applicants accepted	91
% of acceptees attending	34
Average HS GPA	3.3
Range SAT Critical Reading	490–620
Range SAT Math	490–600
Range SAT Writing	480–600
Range ACT Composite	20–27
% students graduating within 4 years	24
% students graduating within 6 years	46

#### Most popular majors

Business Administration and Management; Psychology

### COST

Annual in-state tuition	\$4,604
Annual out-of-state tuition	\$22,720
Required fees	\$1,842
Room and board	\$8,826
% frosh receiving any aid	62
% ugrads receiving any aid	56



## UNIVERSITY OF MOUNT UNION

1972 CLARK AVENUE, ALLIANCE, OH 44601-3993

ADMISSIONS: 330-823-2590

FAX: 330-823-5097

E-MAIL: ADMISSION@MOUNTUNION.EDU

WEBSITE: WWW.MOUNTUNION.EDU

### GREEN FACTS

**Available transportation alternatives:**  
bicycle plan

% food budget spent on local/organic food 6

School has formal sustainability committee Yes

Waste diversion rate (%) 35

Sustainability-focused degree available Yes

% of graduates that took a sustainability related course 31

Public GHG inventory plan Yes

% of school energy from renewable resources 0

School employs a sustainability officer Yes

### STUDENT BODY

Total undergrad enrollment 2,094

# of applicants 2,289

% of applicants accepted 75

% of acceptees attending 32

Average HS GPA 3.4

Range SAT Critical Reading 460–540

Range SAT Math 440–590

Range ACT Composite 21–26

% students graduating within 4 years 54

% students graduating within 6 years 61

### Most popular majors

Business Administration and Management; Early Childhood Education and Teaching; Sport and Fitness Administration/Management

### COST

Annual tuition \$28,230

Required fees \$320

Room and board \$9,540

% frosh receiving any aid 88

% undergrads receiving any aid 90

Average cumulative indebtedness \$37,997

## UNIVERSITY OF NEBRASKA AT OMAHA

OFFICE OF ADMISSIONS, OMAHA, NE 68182

ADMISSIONS: 402-554-2393

FAX: 402-554-3472

E-MAIL: UNOADMISIONS@UNOMAHA.EDU

WEBSITE: WWW.UNOMAHA.EDU

### GREEN FACTS

**Available transportation alternatives:**

bicycle-sharing program; bike storage, shower facilities, and lockers for bicycle commuters; bicycle plan; free or reduced price transit passes; carpool/vanpool matching program; reduced parking fees for car and van poolers; car sharing program

School has formal sustainability committee Yes

% of new construction LEED-certified 29

Waste diversion rate (%) 19

Sustainability-focused degree available Yes

Public GHG inventory plan Yes

% of school energy from renewable resources 0

School employs a sustainability officer Yes

### STUDENT BODY

Total undergrad enrollment 12,335

# of applicants 4,955

% of applicants accepted 71

% of acceptees attending 54

Average HS GPA 3.4

Range ACT Composite 20–26

% students graduating within 4 years 14

% students graduating within 6 years 42

### Most popular majors

Business Administration and Management; Criminal Justice

### COST

Annual in-state tuition \$5,180

Annual out-of-state tuition \$15,520

Required fees \$1,370

Room and board \$8,090

% frosh receiving any aid 80

% undergrads receiving any aid 81

## UNIVERSITY OF NEBRASKA—LINCOLN

1410 Q STREET, LINCOLN, NE 68588-0417

ADMISSIONS: 402-472-2023

FAX: 402-472-0670

E-MAIL: ADMISSIONS@UNL.EDU

WEBSITE: WWW.UNL.EDU

### GREEN FACTS

**Available transportation alternatives:**

bicycle-sharing program; bike storage, shower facilities, and lockers for bicycle commuters; bicycle plan; free or reduced price transit passes; telecommute program for employees; carpool/vanpool matching program; reduced parking fees for car and van poolers; car sharing program

% food budget spent on local/organic food 4

School has formal sustainability committee Yes

% of new construction LEED-certified 13

Waste diversion rate (%) 50

Sustainability-focused degree available Yes

% of graduates that took a sustainability related course 100

% of school energy from renewable resources 61

### STUDENT BODY

Total undergrad enrollment 19,979

# of applicants 11,865

% of applicants accepted 70

% of acceptees attending 56

Range SAT Critical Reading 500–640

Range SAT Math 520–660

Range ACT Composite 22–28

% students graduating within 4 years 33

### Most popular majors

Psychology; Business Administration and Management; Foods, Nutrition, and Wellness Studies

### COST

Annual in-state tuition \$6,593

Annual out-of-state tuition \$20,760

Required fees \$1,686

Room and board \$9,961

% frosh receiving any aid 90

% undergrads receiving any aid 78

## UNIVERSITY OF NEW HAMPSHIRE

UNH OFFICE OF ADMISSIONS, DURHAM,  
NH 03824

ADMISSIONS: 603-862-1360

FAX: 603-862-0077

E-MAIL: ADMISSIONS@UNH.EDU

WEBSITE: WWW.UNH.EDU

### GREEN FACTS

#### Available transportation alternatives:

bicycle-sharing program; bike storage, shower facilities, and lockers for bicycle commuters; bicycle plan; free or reduced price transit passes; condensed work week option for employees

% food budget spent on local/organic food	23
School has formal sustainability committee	Yes
% of new construction LEED-certified	100
Waste diversion rate (%)	37
Sustainability-focused degree available	Yes
% of graduates that took a sustainability related course	75
Public GHG inventory plan	Yes
% of school energy from renewable resources	56
School employs a sustainability officer	Yes

### STUDENT BODY

Total undergrad enrollment	13,034
# of applicants	19,255
% of applicants accepted	79
% of acceptees attending	21
Average HS GPA	3.4
Range SAT Critical Reading	500–600
Range SAT Math	500–610
Range SAT Writing	490–590
Range ACT Composite	22–27
% students graduating within 4 years	68
% students graduating within 6 years	79

#### Most popular majors

Psychology; Business  
Administration and Management

### COST

Annual in-state tuition	\$14,050
Annual out-of-state tuition	\$27,320
Required fees	\$2,936
Room and board	\$10,618
% frosh receiving any aid	88
% ugrads receiving any aid	80
Average cumulative indebtedness	\$37,242

## THE UNIVERSITY OF NORTH CAROLINA AT ASHEVILLE

CPO #1320, ASHEVILLE, NC 28804-8502

ADMISSIONS: 828-251-6481

FAX: 828-251-6482

E-MAIL: ADMISSIONS@UNCA.EDU

WEBSITE: WWW.UNCA.EDU

### GREEN FACTS

#### Available transportation alternatives:

bicycle-sharing program; bike storage, shower facilities, and lockers for bicycle commuters; free or reduced price transit passes; carpool/vanpool matching program

% food budget spent on local/organic food	2
School has formal sustainability committee	Yes
% of new construction LEED-certified	16
Waste diversion rate (%)	58
Sustainability-focused degree available	No
% of graduates that took a sustainability related course	100
Public GHG inventory plan	No
% of school energy from renewable resources	0
School employs a sustainability officer	Yes

### STUDENT BODY

Total undergrad enrollment	3,858
# of applicants	3,324
% of applicants accepted	79
% of acceptees attending	28
Average HS GPA	3.4
Range SAT Critical Reading	530–640
Range SAT Math	520–610
Range SAT Writing	510–610
Range ACT Composite	23–28
% students graduating within 4 years	36
% students graduating within 6 years	60

#### Most popular majors

Psychology; English Language and Literature; Environmental Studies

### COST

Annual in-state tuition	\$4,041
Annual out-of-state tuition	\$20,436
Required fees	\$2,936
Room and board	\$8,746
% frosh receiving any aid	71
% ugrads receiving any aid	71
Average cumulative indebtedness	\$23,483

## THE UNIVERSITY OF NORTH CAROLINA AT CHAPEL HILL

JACKSON HALL, CHAPEL HILL, NC  
27599-2200

ADMISSIONS: 919-966-3621

FAX: 919-962-3045

E-MAIL: UNCHHELP@ADMISSIONS.UNC.EDU

WEBSITE: WWW.UNC.EDU

### GREEN FACTS

#### Available transportation alternatives:

bicycle-sharing program; bike storage, shower facilities, and lockers for bicycle commuters; bicycle plan; free or reduced price transit passes; condensed work week option for employees

% food budget spent on local/organic food	17
School has formal sustainability committee	Yes
% of new construction LEED-certified	55
Waste diversion rate (%)	45
Sustainability-focused degree available	Yes
% of graduates that took a sustainability related course	12
Public GHG inventory plan	Yes
School employs a sustainability officer	Yes

### STUDENT BODY

Total undergrad enrollment	18,415
# of applicants	31,143
% of applicants accepted	31
% of acceptees attending	43
Average HS GPA	4.6
Range SAT Critical Reading	590–690
Range SAT Math	610–700
Range SAT Writing	590–700
Range ACT Composite	27–32
% students graduating within 4 years	82
% students graduating within 6 years	90

#### Most popular majors

Biology/Biological Sciences;  
Psychology; Economics

### COST

Annual in-state tuition	\$6,648
Annual out-of-state tuition	\$31,730
Required fees	\$1,943
Room and board	\$10,902
% frosh receiving any aid	67
% ugrads receiving any aid	63
Average cumulative indebtedness	\$20,127

## THE UNIVERSITY OF NORTH CAROLINA AT CHARLOTTE

9201 UNIVERSITY CITY BOULEVARD,  
CHARLOTTE, NC 28223-0001  
ADMISSIONS: 704-687-5507  
FAX: 704-687-6483  
E-MAIL: ADMISSIONS@UNCC.EDU  
WEBSITE: WWW.UNCC.EDU

### GREEN FACTS

**Available transportation alternatives:**  
bicycle-sharing program; bicycle  
plan; free or reduced price transit  
passes; carpool/vanpool matching  
program; car sharing program

% food budget spent on local/organic food	0
School has formal sustainability committee	Yes
% of new construction LEED-certified	0
Waste diversion rate (%)	65
Sustainability-focused degree available	No
Public GHG inventory plan	Yes
% of school energy from renewable resources	0
School employs a sustainability officer	Yes

### STUDENT BODY

Total undergrad enrollment	22,732
# of applicants	16,383
% of applicants accepted	63
% of acceptees attending	33
Average HS GPA	3.9
Range SAT Critical Reading	500–580
Range SAT Math	510–600
Range SAT Writing	470–560
Range ACT Composite	22–25
% students graduating within 4 years	27
% students graduating within 6 years	53

### Most popular majors

Social Sciences; Business  
Administration and Management;  
Engineering

### COST

Annual in-state tuition	\$3,628
Annual out-of-state tuition	\$16,799
Required fees	\$2,904
Room and board	\$10,220
% frosh receiving any aid	73
% ugrads receiving any aid	79
Average cumulative indebtedness	\$27,140

## THE UNIVERSITY OF NORTH CAROLINA AT GREENSBORO

1400 SPRING GARDEN STREET,  
GREENSBORO, NC 27402-6170  
ADMISSIONS: 336-334-5243  
FAX: 336-334-4180  
E-MAIL: ADMISSIONS@UNCG.EDU  
WEBSITE: WWW.UNCG.EDU

### GREEN FACTS

**Available transportation alternatives:**  
bicycle-sharing program; bike  
storage, shower facilities, and  
lockers for bicycle commuters;  
bicycle plan; free or reduced price  
transit passes; condensed work  
week option for employees;  
telecommute program for  
employees

% food budget spent on local/organic food	12
School has formal sustainability committee	Yes
% of new construction LEED-certified	37
Waste diversion rate (%)	43
Sustainability-focused degree available	Yes
% of graduates that took a sustainability related course	11
Public GHG inventory plan	Yes
School employs a sustainability officer	Yes

### STUDENT BODY

Total undergrad enrollment	15,951
# of applicants	10,566
% of applicants accepted	59
% of acceptees attending	45
Average HS GPA	3.6
Range SAT Critical Reading	470–560
Range SAT Math	470–550
Range SAT Writing	440–540
Range ACT Composite	20–25
% students graduating within 4 years	32

### Most popular majors

Business Administration and  
Management; Biology

### COST

Annual in-state tuition	\$4,129
Annual out-of-state tuition	\$18,991
Required fees	\$2,616
Room and board	\$7,774
% frosh receiving any aid	87
% ugrads receiving any aid	81
Average cumulative indebtedness	\$26,123

## THE UNIVERSITY OF NORTH CAROLINA AT WILMINGTON

601 SOUTH COLLEGE RD, WILMINGTON,  
NC 28403-5904  
ADMISSIONS: 910-962-3243  
FAX: 910-962-3038  
E-MAIL: ADMISSIONS@UNCW.EDU  
WEBSITE: WWW.UNCW.EDU

### GREEN FACTS

**Available transportation alternatives:**  
bike storage, shower facilities, and  
lockers for bicycle commuters;  
bicycle plan; free or reduced price  
transit passes; adopted a policy  
prohibiting idling

% food budget spent on local/organic food	12
School has formal sustainability committee	Yes
% of new construction LEED-certified	100
Waste diversion rate (%)	10
Sustainability-focused degree available	Yes
% of graduates that took a sustainability related course	100
Public GHG inventory plan	Yes
% of school energy from renewable resources	0

### STUDENT BODY

Total undergrad enrollment	13,218
# of applicants	11,444
% of applicants accepted	61
% of acceptees attending	29
Average HS GPA	4.1
Range SAT Critical Reading	560–630
Range SAT Math	560–630
Range SAT Writing	520–620
Range ACT Composite	23–27
% students graduating within 4 years	50
% students graduating within 6 years	72

### Most popular majors

Business/Managerial Economics;  
Elementary Education and Teaching;  
Psychology

### COST

Annual in-state tuition	\$4,188
Annual out-of-state tuition	\$18,054
Required fees	\$2,503
Room and board	\$9,466
% frosh receiving any aid	69
% ugrads receiving any aid	53
Average cumulative indebtedness	\$8,714



## UNIVERSITY OF NORTH TEXAS

1155 UNION CIRCLE #311277, DENTON, TX 76203-5017

ADMISSIONS: 940-565-2681

FAX: 940-565-2408

E-MAIL: UNDERGRAD@UNT.EDU

WEBSITE: WWW.UNT.EDU

### GREEN FACTS

#### Available transportation alternatives:

bike storage, shower facilities, and lockers for bicycle commuters; bicycle plan; free or reduced price transit passes; condensed work week option for employees; telecommute program for employees; carpool/vanpool matching program; car sharing program

% food budget spent on local/organic food	85
School has formal sustainability committee	Yes
% of new construction LEED-certified	100
Waste diversion rate (%)	45
Sustainability-focused degree available	Yes
% of graduates that took a sustainability related course	21
Public GHG inventory plan	Yes
% of school energy from renewable resources	0
School employs a sustainability officer	Yes

### STUDENT BODY

Total undergrad enrollment	29,481
# of applicants	16,326
% of applicants accepted	61
% of acceptees attending	44
Range SAT Critical Reading	490–600
Range SAT Math	510–610
Range SAT Writing	460–570
Range ACT Composite	20–26
% students graduating within 4 years	23

#### Most popular majors

Business/Commerce; Multi-/Interdisciplinary Studies; Biology

### COST

Annual in-state tuition	\$6,834
Annual out-of-state tuition	\$17,364
Required fees	\$2,590
Room and board	\$7,356
% frosh receiving any aid	88
% ugrads receiving any aid	71

## UNIVERSITY OF NORTHERN IOWA

1227 WEST 27TH STREET, CEDAR FALLS, IA 50614-0018

ADMISSIONS: 319-273-2281

FAX: 319-273-2885

E-MAIL: ADMISSIONS@UNI.EDU

WEBSITE: WWW.UNI.EDU

### GREEN FACTS

#### Available transportation alternatives:

bicycle-sharing program; bike storage, shower facilities, and lockers for bicycle commuters; bicycle plan; free or reduced price transit passes; condensed work week option for employees; telecommute program for employees; carpool/vanpool matching program; programs to encourage employees to live close to campus

% food budget spent on local/organic food	44
School has formal sustainability committee	Yes
% of new construction LEED-certified	100
Waste diversion rate (%)	39
Sustainability-focused degree available	No
% of graduates that took a sustainability related course	78
Public GHG inventory plan	Yes
School employs a sustainability officer	Yes

### STUDENT BODY

Total undergrad enrollment	10,169
# of applicants	5,374
% of applicants accepted	79
% of acceptees attending	45
Average HS GPA	3.5
Range ACT Composite	20–25
% students graduating within 4 years	38
% students graduating within 6 years	68

#### Most popular majors

Elementary Education and Teaching; Biology/Biological Sciences

### COST

Annual in-state tuition	\$6,648
Annual out-of-state tuition	\$16,836
Required fees	\$1,169
Room and board	\$8,320
% frosh receiving any aid	95
% ugrads receiving any aid	91
Average cumulative indebtedness	\$23,391

## UNIVERSITY OF NOTRE DAME

220 MAIN BUILDING, NOTRE DAME, IN 46556

ADMISSIONS: 574-631-7505

FAX: 574-631-8865

E-MAIL: ADMISSIONS@ND.EDU

WEBSITE: WWW.ND.EDU

### GREEN FACTS

#### Available transportation alternatives:

bike storage, shower facilities, and lockers for bicycle commuters; bicycle plan; free or reduced price transit passes; condensed work week option for employees; telecommute program for employees; carpool/vanpool matching program; programs to encourage employees to live close to campus

% food budget spent on local/organic food	43
School has formal sustainability committee	Yes
% of new construction LEED-certified	52
Waste diversion rate (%)	42
Sustainability-focused degree available	Yes
% of graduates that took a sustainability related course	19
Public GHG inventory plan	No
School employs a sustainability officer	Yes

### STUDENT BODY

Total undergrad enrollment	8,462
# of applicants	18,157
% of applicants accepted	20
% of acceptees attending	56
Range SAT Critical Reading	670–760
Range SAT Math	680–770
Range SAT Writing	650–750
Range ACT Composite	32–34
% students graduating within 4 years	91
% students graduating within 6 years	97

#### Most popular majors

Finance; Psychology; Political Science and Government

### COST

Annual tuition	\$47,422
Required fees	\$507
Room and board	\$13,846
% frosh receiving any aid	66
% ugrads receiving any aid	77
Average cumulative indebtedness	\$27,237

## UNIVERSITY OF OREGON

1217 UNIVERSITY OF OREGON, EUGENE,  
OR 97403-1217

ADMISSIONS: 541-346-3201

FAX: 541-346-5815

E-MAIL: UOADMIT@UOREGON.EDU

WEBSITE: WWW.UOREGON.EDU

### GREEN FACTS

#### Available transportation alternatives:

bicycle-sharing program; bike storage, shower facilities, and lockers for bicycle commuters; free or reduced price transit passes; condensed work week option for employees; telecommute program for employees; carpool/vanpool matching program; reduced parking fees for car and van poolers

% food budget spent on local/organic food	12
School has formal sustainability committee	Yes
% of new construction LEED-certified	12
Waste diversion rate (%)	59
Sustainability-focused degree available	Yes
% of graduates that took a sustainability related course	100
Public GHG inventory plan	Yes
School employs a sustainability officer	Yes

### STUDENT BODY

Total undergrad enrollment	20,538
# of applicants	22,000
% of applicants accepted	74
% of acceptees attending	25
Average HS GPA	3.6
Range SAT Critical Reading	500–620
Range SAT Math	500–610
Range SAT Writing	490–600
Range ACT Composite	22–27
% students graduating within 4 years	50
% students graduating within 6 years	72

#### Most popular majors

Business/Commerce; Psychology

### COST

Annual in-state tuition	\$8,505
Annual out-of-state tuition	\$30,240
Required fees	\$1,784
Room and board	\$11,785
% frosh receiving any aid	85
% ugrads receiving any aid	91
Average cumulative indebtedness	\$25,049

## UNIVERSITY OF THE PACIFIC

3601 PACIFIC AVENUE, STOCKTON, CA  
95211

ADMISSIONS: 209-946-2211

FAX: 209-946-4213

E-MAIL: ADMISSIONS@PACIFIC.EDU

WEBSITE: WWW.PACIFIC.EDU

### GREEN FACTS

#### Available transportation alternatives:

bicycle-sharing program; free or reduced price transit passes; condensed work week option for employees; telecommute program for employees; carpool/vanpool matching program; car sharing program

% food budget spent on local/organic food	23
School has formal sustainability committee	Yes
% of new construction LEED-certified	76
Waste diversion rate (%)	62
Sustainability-focused degree available	Yes
% of graduates that took a sustainability related course	100
% of school energy from renewable resources	0
School employs a sustainability officer	Yes

### STUDENT BODY

Total undergrad enrollment	3,735
# of applicants	14,449
% of applicants accepted	65
% of acceptees attending	10
Average HS GPA	3.5
Range SAT Critical Reading	490–620
Range SAT Math	520–660
Range SAT Writing	490–630
Range ACT Composite	22–29
% students graduating within 4 years	44
% students graduating within 6 years	70

#### Most popular majors

Engineering; Biology/Biological Sciences; Business/Commerce

### COST

Annual tuition	\$42,414
Required fees	\$520
Room and board	\$12,858
% frosh receiving any aid	91
% ugrads receiving any aid	83

## UNIVERSITY OF PENNSYLVANIA

1 COLLEGE HALL, PHILADELPHIA, PA 19104  
ADMISSIONS: 215-898-7507

FAX: 215-898-7507

E-MAIL: INFO@ADMISSIONS.UPENN.EDU

WEBSITE: WWW.UPENN.EDU

### GREEN FACTS

#### Available transportation alternatives:

bicycle-sharing program; bicycle plan; free or reduced price transit passes; condensed work week option for employees; telecommute program for employees; carpool/vanpool matching program; reduced parking fees for car and van poolers; programs to encourage employees to live close to campus; adopted a policy prohibiting idling; car sharing program

% food budget spent on local/organic food	38
School has formal sustainability committee	Yes
% of new construction LEED-certified	100
Waste diversion rate (%)	44
Sustainability-focused degree available	Yes
% of graduates that took a sustainability related course	3
Public GHG inventory plan	Yes
% of school energy from renewable resources	28
School employs a sustainability officer	Yes

### STUDENT BODY

Total undergrad enrollment	9,746
# of applicants	35,866
% of applicants accepted	10
% of acceptees attending	65
Average HS GPA	3.9
Range SAT Critical Reading	670–770
Range SAT Math	690–780
Range SAT Writing	690–780
Range ACT Composite	31–34
% students graduating within 6 years	96

#### Most popular majors

Finance; Economics; Registered Nursing

### COST

Annual tuition	\$43,838
Required fees	\$5,698
Room and board	\$13,990
% frosh receiving any aid	47
% ugrads receiving any aid	45

## UNIVERSITY OF PITTSBURGH

4227 FIFTH AVENUE, PITTSBURGH, PA  
15260

ADMISSIONS: 412-624-7488

FAX: 412-648-8815

E-MAIL: Oafa@PITT.EDU

WEBSITE: WWW.PITT.EDU

### GREEN FACTS

#### Available transportation alternatives:

bike storage, shower facilities, and lockers for bicycle commuters; bicycle plan; free or reduced price transit passes; carpool/vanpool matching program; adopted a policy prohibiting idling

% food budget spent on local/organic food	26
School has formal sustainability committee	Yes
% of new construction LEED-certified	75
Waste diversion rate (%)	39
Sustainability-focused degree available	Yes
% of graduates that took a sustainability related course	9
Public GHG inventory plan	Yes
% of school energy from renewable resources	1
School employs a sustainability officer	Yes

### STUDENT BODY

Total undergrad enrollment	18,908
# of applicants	30,626
% of applicants accepted	54
% of acceptees attending	24
Average HS GPA	4.0
Range SAT Critical Reading	580–660
Range SAT Math	600–690
Range SAT Writing	570–670
Range ACT Composite	26–31
% students graduating within 4 years	64
% students graduating within 6 years	82

#### Most popular majors

Psychology; Finance; Registered Nursing

### COST

Annual in-state tuition	\$17,292
Annual out-of-state tuition	\$28,058
Required fees	\$900
Room and board	\$10,900
% frosh receiving any aid	63
% ugrads receiving any aid	58
Average cumulative indebtedness	\$38,045

## UNIVERSITY OF PITTSBURGH AT BRADFORD

OFFICE OF ADMISSIONS - HANLEY LIBRARY,  
BRADFORD, PA 16701

ADMISSIONS: 814-362-7555

FAX: 814-362-5150

E-MAIL: ADMISSIONS@UPB.PITT.EDU

WEBSITE: WWW.UPB.PITT.EDU

### GREEN FACTS

#### Available transportation alternatives:

free or reduced price transit passes

% food budget spent on local/organic food	51
School has formal sustainability committee	Yes
Waste diversion rate (%)	54
Sustainability-focused degree available	Yes
% of graduates that took a sustainability related course	0
Public GHG inventory plan	No
% of school energy from renewable resources	0
School employs a sustainability officer	Yes

### STUDENT BODY

Total undergrad enrollment	1,461
# of applicants	2,121
% of applicants accepted	58
% of acceptees attending	29
Average HS GPA	3.2
Range SAT Critical Reading	440–540
Range SAT Math	440–540
Range SAT Writing	410–520
Range ACT Composite	18–23
% students graduating within 4 years	32
% students graduating within 6 years	44

#### Most popular majors

Criminal Justice; Business/Commerce; Athletic Training

### COST

Annual in-state tuition	\$12,452
Annual out-of-state tuition	\$23,268
Required fees	\$920
Room and board	\$8,592
% frosh receiving any aid	83
% ugrads receiving any aid	85
Average cumulative indebtedness	\$35,987

## UNIVERSITY OF PUGET SOUND

1500 NORTH WARNER STREET CMB  
1062, TACOMA, WA 98416-1062

ADMISSIONS: 253-879-3211

FAX: 253-879-3993

E-MAIL: ADMISSION@PUGETSOUND.EDU

WEBSITE: WWW.PUGETSOUND.EDU

### GREEN FACTS

#### Available transportation alternatives:

bicycle-sharing program; bike storage, shower facilities, and lockers for bicycle commuters; bicycle plan; condensed work week option for employees; telecommute program for employees; carpool/vanpool matching program; programs to encourage employees to live close to campus; adopted a policy prohibiting idling; car sharing program

% food budget spent on local/organic food	36
School has formal sustainability committee	Yes
% of new construction LEED-certified	100
Waste diversion rate (%)	59
% of graduates that took a sustainability related course	4
Public GHG inventory plan	Yes
% of school energy from renewable resources	0
School employs a sustainability officer	Yes

### STUDENT BODY

Total undergrad enrollment	2,553
# of applicants	5,583
% of applicants accepted	79
% of acceptees attending	15
Average HS GPA	3.5
Range SAT Critical Reading	560–680
Range SAT Math	550–650
Range SAT Writing	550–660
Range ACT Composite	25–30
% students graduating within 4 years	68

#### Most popular majors

Psychology; Business/Commerce; Biology

### COST

Annual tuition	\$43,200
Required fees	\$228
Room and board	\$11,180
% frosh receiving any aid	96
% ugrads receiving any aid	94



## UNIVERSITY OF RHODE ISLAND

NEWMAN HALL, KINGSTON, RI 02881  
**ADMISSIONS:** 401-874-7100  
**FAX:** 401-874-5523  
**E-MAIL:** ADMISSION@URI.EDU  
**WEBSITE:** WWW.URI.EDU

### GREEN FACTS

#### Available transportation alternatives:

bike storage, shower facilities, and lockers for bicycle commuters; bicycle plan; free or reduced price transit passes; condensed work week option for employees; telecommute program for employees; carpool/vanpool matching program; adopted a policy prohibiting idling; car sharing program

% food budget spent on local/organic food	30
School has formal sustainability committee	Yes
Waste diversion rate (%)	25
Sustainability-focused degree available	No
% of graduates that took a sustainability related course	15
Public GHG inventory plan	Yes
School employs a sustainability officer	Yes

### STUDENT BODY

Total undergrad enrollment	13,641
# of applicants	21,261
% of applicants accepted	71
% of acceptees attending	21
Average HS GPA	3.5
Range SAT Critical Reading	500–590
Range SAT Math	510–600
Range SAT Writing	490–580
Range ACT Composite	22–26
% students graduating within 4 years	44
% students graduating within 6 years	63

#### Most popular majors

Registered Nursing, Nursing Administration, Nursing Research and Clinical Nursing

### COST

Annual in-state tuition	\$11,128
Annual out-of-state tuition	\$27,118
Required fees	\$1,734
Room and board	\$11,700
% frosh receiving any aid	89
% ugrads receiving any aid	85
Average cumulative indebtedness	\$32,587

## UNIVERSITY OF RICHMOND

BRUNET HALL: 28 WESTHAMPTON WAY,  
 UNIVERSITY OF RICHMOND, VA 23173  
**ADMISSIONS:** 804-289-8640  
**FAX:** 804-287-6003  
**E-MAIL:** ADMISSION@RICHMOND.EDU  
**WEBSITE:** WWW.RICHMOND.EDU

### GREEN FACTS

#### Available transportation alternatives:

bicycle-sharing program; bike storage, shower facilities, and lockers for bicycle commuters; bicycle plan; free or reduced price transit passes; condensed work week option for employees; telecommute program for employees

% food budget spent on local/organic food	3
School has formal sustainability committee	Yes
% of new construction LEED-certified	100
Waste diversion rate (%)	22
Sustainability-focused degree available	Yes
% of graduates that took a sustainability related course	4
Public GHG inventory plan	Yes
% of school energy from renewable resources	4
School employs a sustainability officer	Yes

### STUDENT BODY

Total undergrad enrollment	2,990
# of applicants	9,977
% of applicants accepted	31
% of acceptees attending	26
Range SAT Critical Reading	600–700
Range SAT Math	620–720
Range SAT Writing	610–700
Range ACT Composite	29–32
% students graduating within 4 years	83
% students graduating within 6 years	88

#### Most popular majors

Business Administration and Management; Organizational Behavior Studies; Accounting

### COST

Annual tuition	\$49,420
Room and board	\$11,460
% frosh receiving any aid	59
% ugrads receiving any aid	67
Average cumulative indebtedness	\$26,250

## UNIVERSITY OF SAN DIEGO

5998 ALCALA PARK, SAN DIEGO, CA 92110-2492  
**ADMISSIONS:** 619-260-4506  
**FAX:** 619-260-6836  
**E-MAIL:** ADMISSIONS@SANDIEGO.EDU  
**WEBSITE:** WWW.SANDIEGO.EDU

### GREEN FACTS

#### Available transportation alternatives:

bicycle-sharing program; bike storage, shower facilities, and lockers for bicycle commuters; bicycle plan; free or reduced price transit passes; condensed work week option for employees

% food budget spent on local/organic food	25
School has formal sustainability committee	Yes
% of new construction LEED-certified	7
Waste diversion rate (%)	60
Sustainability-focused degree available	Yes
% of graduates that took a sustainability related course	70
Public GHG inventory plan	Yes
% of school energy from renewable resources	16
School employs a sustainability officer	Yes

### STUDENT BODY

Total undergrad enrollment	5,647
# of applicants	13,675
% of applicants accepted	52
% of acceptees attending	16
Average HS GPA	3.8
Range SAT Critical Reading	550–640
Range SAT Math	560–670
Range SAT Writing	540–650
Range ACT Composite	26–30
% students graduating within 4 years	66
% students graduating within 6 years	79

#### Most popular majors

Business Administration and Management; Communication

### COST

Annual tuition	\$44,000
Required fees	\$586
Room and board	\$12,042
% frosh receiving any aid	84
% ugrads receiving any aid	73
Average cumulative indebtedness	\$28,598

## UNIVERSITY OF SOUTH CAROLINA—AIKEN

471 UNIVERSITY PARKWAY, AIKEN, SC  
29801

ADMISSIONS: 803-641-3366

FAX: 803-641-3727

E-MAIL: ADMIT@USCA.EDU

WEBSITE: WEB.USCA.EDU

### GREEN FACTS

**Available transportation alternatives:**  
condensed work week option for  
employees; telecommute program  
for employees;

% food budget spent on local/organic food	18
School has formal sustainability committee	Yes
% of new construction LEED-certified	0
Waste diversion rate (%)	0
Sustainability-focused degree available	Yes
Public GHG inventory plan	Yes
% of school energy from renewable resources	0
School employs a sustainability officer	Yes

### STUDENT BODY

Total undergrad enrollment	3,356
# of applicants	2,341
% of applicants accepted	57
% of acceptees attending	46
Average HS GPA	3.7
Range SAT Critical Reading	430–540
Range SAT Math	430–540
Range SAT Writing	410–510
Range ACT Composite	18–22
% students graduating within 4 years	24
% students graduating within 6 years	43

### Most popular majors

Business Administration and  
Management; Registered Nursing;  
Kinesiology and Exercise Science

### COST

Annual in-state tuition	\$9,588
Annual out-of-state tuition	\$19,182
Required fees	\$290
Room and board	\$7,290
% frosh receiving any aid	72
% ugrads receiving any aid	69
Average cumulative indebtedness	\$29,715

## UNIVERSITY OF SOUTH CAROLINA—COLUMBIA

OFFICE OF UNDERGRADUATE ADMISSIONS,  
COLUMBIA, SC 29208

ADMISSIONS: 803-777-7700

FAX: 803-777-0101

E-MAIL: ADMISSIONS-UGRAD@SC.EDU

WEBSITE: WWW.SC.EDU

### GREEN FACTS

**Available transportation alternatives:**  
bicycle-sharing program; bike  
storage, shower facilities, and  
lockers for bicycle commuters;  
bicycle plan; free or reduced price  
transit passes; telecommute  
program for employees; carpool/  
vanpool matching program;  
adopted a policy prohibiting idling;  
car sharing program

% food budget spent on local/organic food	1
School has formal sustainability committee	Yes
% of new construction LEED-certified	66
Waste diversion rate (%)	19
Sustainability-focused degree available	Yes
% of graduates that took a sustainability related course	14
% of school energy from renewable resources	0
School employs a sustainability officer	Yes

### STUDENT BODY

Total undergrad enrollment	24,180
# of applicants	23,035
% of applicants accepted	64
% of acceptees attending	30
Average HS GPA	4.2
Range SAT Critical Reading	540–630
Range SAT Math	550–650
Range ACT Composite	24–29
% students graduating within 4 years	54
% students graduating within 6 years	73

### Most popular majors

Experimental Psychology;  
Registered Nursing, Nursing  
Administration

### COST

Annual in-state tuition	\$11,082
Annual out-of-state tuition	\$29,898
Required fees	\$400
Room and board	\$9,872
% frosh receiving any aid	96
% ugrads receiving any aid	87

## UNIVERSITY OF SOUTH FLORIDA

4202 EAST FOWLER AVENUE, TAMPA, FL  
33620-9951

ADMISSIONS: 813-974-3350

FAX: 813-974-9689

E-MAIL: ADMISSIONS@USF.EDU

WEBSITE: WWW.USF.EDU

### GREEN FACTS

**Available transportation alternatives:**  
bicycle-sharing program; bike  
storage, shower facilities, and  
lockers for bicycle commuters;  
bicycle plan; free or reduced price  
transit passes; condensed work  
week option for employees;  
telecommute program for  
employees; carpool/vanpool  
matching program; reduced parking  
fees for car and van poolers;  
programs to encourage employees  
to live close to campus; adopted a  
policy prohibiting idling

% food budget spent on local/organic food	36
School has formal sustainability committee	Yes
% of new construction LEED-certified	48
Waste diversion rate (%)	26
Sustainability-focused degree available	Yes
% of graduates that took a sustainability related course	37
Public GHG inventory plan	Yes
School employs a sustainability officer	Yes

### STUDENT BODY

Total undergrad enrollment	31,190
# of applicants	30,386
% of applicants accepted	45
% of acceptees attending	19
Average HS GPA	3.9
Range SAT Critical Reading	530–630
Range SAT Math	540–640
Range SAT Writing	510–600
Range ACT Composite	24–28

### Most popular majors

Psychology; Business/Commerce

### COST

Annual in-state tuition	\$4,559
Annual out-of-state tuition	\$15,474
Required fees	\$1,851
Room and board	\$9,400
% frosh receiving any aid	70
% ugrads receiving any aid	66
Average cumulative indebtedness	\$22,899

# UNIVERSITY OF SOUTH FLORIDA—ST. PETERSBURG

140 SEVENTH AVENUE SOUTH, ST.  
PETERSBURG, FL 33701-5016  
ADMISSIONS: 727-873-4142  
FAX: 813-873-4525  
E-MAIL: ADMISSIONS@STPT.USF.EDU  
WEBSITE: WWW.USFSP.EDU

## GREEN FACTS

**Available transportation alternatives:**  
bicycle-sharing program; bike storage, shower facilities, and lockers for bicycle commuters; bicycle plan; free or reduced price transit passes; condensed work week option for employees; telecommute program for employees; adopted a policy prohibiting idling; car sharing program

School has formal sustainability committee	Yes
% of new construction LEED-certified	55
Waste diversion rate (%)	11
Sustainability-focused degree available	Yes
% of graduates that took a sustainability related course	24
Public GHG inventory plan	Yes
% of school energy from renewable resources	1
School employs a sustainability officer	Yes

## STUDENT BODY

Total undergrad enrollment	4,179
# of applicants	5,119
% of applicants accepted	47
% of acceptees attending	22
Average HS GPA	3.6
Range SAT Critical Reading	510–590
Range SAT Math	490–570
Range ACT Composite	22–26
% students graduating within 4 years	23
% students graduating within 6 years	38

## COST

Annual in-state tuition	\$5,820
Annual out-of-state tuition	\$16,736
Required fees	\$10
Room and board	\$9,250
% frosh receiving any aid	70
% ugrads receiving any aid	62

# UNIVERSITY OF SOUTHERN CALIFORNIA

OFFICE OF ADMISSION/ JOHN HUBBARD  
HALL, LOS ANGELES, CA 90089-0911  
ADMISSIONS: 213-740-1111  
FAX: 213-821-0200  
E-MAIL: ADMITUSC@USC.EDU  
WEBSITE: WWW.USC.EDU

## GREEN FACTS

**Available transportation alternatives:**  
bicycle plan; free or reduced price transit passes; condensed work week option for employees; telecommute program for employees; carpool/vanpool matching program; reduced parking fees for car and van poolers; programs to encourage employees to live close to campus; adopted a policy prohibiting idling

% food budget spent on local/organic food	6
School has formal sustainability committee	Yes
% of new construction LEED-certified	41
Waste diversion rate (%)	34
Sustainability-focused degree available	No
% of graduates that took a sustainability related course	4
School employs a sustainability officer	Yes

## STUDENT BODY

Total undergrad enrollment	18,810
# of applicants	51,924
% of applicants accepted	18
% of acceptees attending	32
Average HS GPA	3.7
Range SAT Critical Reading	620–730
Range SAT Math	650–770
Range SAT Writing	650–750
Range ACT Composite	30–33
% students graduating within 4 years	77
% students graduating within 6 years	92

## Most popular majors

Social Sciences; Visual and Performing

## COST

Annual tuition	\$49,464
Required fees	\$746
Room and board	\$13,855
% frosh receiving any aid	68
% ugrads receiving any aid	65
Average cumulative indebtedness	\$27,925

# UNIVERSITY OF SOUTHERN INDIANA

8600 UNIVERSITY BOULEVARD,  
EVANSVILLE, IN 47712  
ADMISSIONS: 812-464-1765  
FAX: 812-465-7154  
E-MAIL: ENROLL@USI.EDU  
WEBSITE: WWW.USI.EDU

## GREEN FACTS

**Available transportation alternatives:**  
bicycle-sharing program; bicycle plan; free or reduced price transit passes; condensed work week option for employees; car sharing program

% food budget spent on local/organic food	37
School has formal sustainability committee	Yes
Waste diversion rate (%)	45
Sustainability-focused degree available	No
% of graduates that took a sustainability related course	72
Public GHG inventory plan	No
% of school energy from renewable resources	0
School employs a sustainability officer	No

## STUDENT BODY

Total undergrad enrollment	8,130
# of applicants	6,216
% of applicants accepted	69
% of acceptees attending	39
Average HS GPA	3.3
Range SAT Critical Reading	440–550
Range SAT Math	450–550
Range SAT Writing	420–525
Range ACT Composite	19–24
% students graduating within 4 years	21
% students graduating within 6 years	41

## Most popular majors

Registered Nursing; Health/Health Care Administration/Management; Business Administration and Management

## COST

Annual in-state tuition	\$6,838
Annual out-of-state tuition	\$16,619
Required fees	\$340
Room and board	\$8,176
% ugrads receiving any aid	91
Average cumulative indebtedness	\$24,382



## THE UNIVERSITY OF TENNESSEE AT KNOXVILLE

320 STUDENT SERVICE BUILDING,  
KNOXVILLE, TN 37996-0230  
ADMISSIONS: 865-974-2184  
E-MAIL: ADMISSIONS@UTK.EDU  
WEBSITE: WWW.UTK.EDU

### GREEN FACTS

#### Available transportation alternatives:

bicycle-sharing program; bike storage, shower facilities, and lockers for bicycle commuters; bicycle plan; free or reduced price transit passes; condensed work week option for employees; telecommute program for employees

% food budget spent on local/organic food	5
School has formal sustainability committee	Yes
Waste diversion rate (%)	25
Sustainability-focused degree available	Yes
% of graduates that took a sustainability related course	19
Public GHG inventory plan	Yes
% of school energy from renewable resources	42
School employs a sustainability officer	Yes

### STUDENT BODY

Total undergrad enrollment	21,863
# of applicants	17,081
% of applicants accepted	76
% of acceptees attending	36
Average HS GPA	3.9
Range SAT Critical Reading	520–630
Range SAT Math	530–630
Range ACT Composite	24–30
% students graduating within 4 years	43
% students graduating within 6 years	70

#### Most popular majors

Biology/Biological Sciences;  
Psychology

### COST

Annual in-state tuition	\$10,190
Annual out-of-state tuition	\$28,380
Required fees	\$1,758
Room and board	\$9,926
% frosh receiving any aid	89
% ugrads receiving any aid	93
Average cumulative indebtedness	\$24,272

## THE UNIVERSITY OF TEXAS AT AUSTIN

P.O. Box 8058, AUSTIN, TX 78713-8058  
ADMISSIONS: 512-475-7399  
FAX: 512-475-7478  
E-MAIL: UAC@AUSTIN.UTEXAS.EDU  
WEBSITE: WWW.UTEXAS.EDU

### GREEN FACTS

#### Available transportation alternatives:

bicycle-sharing program; bike storage, shower facilities, and lockers for bicycle commuters; bicycle plan; free or reduced price transit passes; condensed work week option for employees; telecommute program for employees; carpool/vanpool matching program; reduced parking fees for car and van poolers; adopted a policy prohibiting idling

% food budget spent on local/organic food	21
School has formal sustainability committee	Yes
% of new construction LEED-certified	62
Waste diversion rate (%)	38
Sustainability-focused degree available	No
% of graduates that took a sustainability related course	14
Public GHG inventory plan	No
School employs a sustainability officer	Yes

### STUDENT BODY

Total undergrad enrollment	39,619
# of applicants	43,592
% of applicants accepted	39
% of acceptees attending	46
Range SAT Critical Reading	570–680
Range SAT Math	600–710
Range SAT Writing	560–680
Range ACT Composite	26–31
% students graduating within 4 years	52
% students graduating within 6 years	80

#### Most popular majors

Liberal Arts and Sciences/Liberal Studies; Biology/Biological Sciences; Business/Commerce

### COST

Annual in-state tuition	\$9,806
Annual out-of-state tuition	\$34,676
Room and board	\$11,456
% ugrads receiving any aid	42
Average cumulative indebtedness	\$25,349

## THE UNIVERSITY OF TEXAS AT DALLAS

ADMISSION & ENROLLMENT, RICHARDSON,  
TX 75080-3021  
ADMISSIONS: 972-883-2270  
FAX: 972-883-2599  
E-MAIL: INTEREST@UTDALLAS.EDU  
WEBSITE: WWW.UTDALLAS.EDU

### GREEN FACTS

#### Available transportation alternatives:

bicycle-sharing program; bike storage, shower facilities, and lockers for bicycle commuters; free or reduced price transit passes; telecommute program for employees; programs to encourage employees to live close to campus; car sharing program

% food budget spent on local/organic food	63
School has formal sustainability committee	Yes
% of new construction LEED-certified	15
% of graduates that took a sustainability related course	1
% of school energy from renewable resources	0
School employs a sustainability officer	Yes

### STUDENT BODY

Total undergrad enrollment	15,575
# of applicants	11,237
% of applicants accepted	61
% of acceptees attending	40
Range SAT Critical Reading	560–670
Range SAT Math	600–700
Range SAT Writing	520–650
Range ACT Composite	25–31
% students graduating within 4 years	48
% students graduating within 6 years	67

#### Most popular majors

Biology/Biological Sciences;  
Accounting; Computer and Information Sciences

### COST

Annual in-state tuition	\$11,806
Annual out-of-state tuition	\$31,328
Room and board	\$9,944
% frosh receiving any aid	78
% ugrads receiving any aid	71
Average cumulative indebtedness	\$21,174

## UNIVERSITY OF UTAH

201 SOUTH 1460 EAST, SALT LAKE CITY,  
UT 84112

Admissions: 801-581-7281

Fax: 801-585-7864

E-mail: ADMISSIONS@UTAH.EDU

Website: WWW.UTAH.EDU

### GREEN FACTS

#### Available transportation alternatives:

bike storage, shower facilities, and lockers for bicycle commuters; bicycle plan; free or reduced price transit passes; condensed work week option for employees; carpool/vanpool matching program; reduced parking fees for car and van poolers; adopted a policy prohibiting idling; car sharing program

% food budget spent on local/organic food	20
School has formal sustainability committee	Yes
% of new construction LEED-certified	32
Waste diversion rate (%)	32
Sustainability-focused degree available	Yes
Public GHG inventory plan	Yes
% of school energy from renewable resources	6
School employs a sustainability officer	Yes

### STUDENT BODY

Total undergrad enrollment	23,794
# of applicants	12,174
% of applicants accepted	81
% of acceptees attending	34
Average HS GPA	3.6
Range SAT Critical Reading	500–640
Range SAT Math	510–660
Range SAT Writing	490–620
Range ACT Composite	21–28
% students graduating within 4 years	28
% students graduating within 6 years	64

#### Most popular majors

Psychology; Economics

### COST

Annual in-state tuition	\$7,130
Annual out-of-state tuition	\$24,955
Required fees	\$1,067
Room and board	\$9,000
% frosh receiving any aid	75
% ugrads receiving any aid	64
Average cumulative indebtedness	\$19,056

## UNIVERSITY OF VERMONT

UNIVERSITY OF VERMONT ADMISSIONS,  
BURLINGTON, VT 05401-3596

Admissions: 802-656-3370

Fax: 802-656-8611

E-mail: ADMISSIONS@UVM.EDU

Website: WWW.UVM.EDU

### GREEN FACTS

#### Available transportation alternatives:

bicycle-sharing program; bike storage, shower facilities, and lockers for bicycle commuters; free or reduced price transit passes; condensed work week option for employees

% food budget spent on local/organic food	21
School has formal sustainability committee	Yes
% of new construction LEED-certified	93
Waste diversion rate (%)	45
Sustainability-focused degree available	Yes
% of graduates that took a sustainability related course	4
Public GHG inventory plan	Yes
% of school energy from renewable resources	88
School employs a sustainability officer	Yes

### STUDENT BODY

Total undergrad enrollment	10,973
# of applicants	25,274
% of applicants accepted	71
% of acceptees attending	13
Average HS GPA	3.5
Range SAT Critical Reading	550–650
Range SAT Math	550–640
Range SAT Writing	540–650
Range ACT Composite	25–30
% students graduating within 4 years	68
% students graduating within 6 years	77

#### Most popular majors

Business Administration and Management; Psychology; Biology

### COST

Annual in-state tuition	\$14,664
Annual out-of-state tuition	\$37,056
Required fees	\$2,104
Room and board	\$11,150
% frosh receiving any aid	93
% ugrads receiving any aid	83
Average cumulative indebtedness	\$27,006

## UNIVERSITY OF VICTORIA

3800 FINNERTY RD, VICTORIA,  
BRITISH COLUMBIA CANADA

### GREEN FACTS

#### Available transportation alternatives:

bicycle-sharing program; bike storage, shower facilities, and lockers for bicycle commuters; bicycle plan; free or reduced price transit passes; condensed work week option for employees; telecommute program for employees; carpool/vanpool matching program; adopted a policy prohibiting idling; car sharing program

% food budget spent on local/organic food	50
School has formal sustainability committee	Yes
% of new construction LEED-certified	79
Waste diversion rate (%)	66
Sustainability-focused degree available	Yes
% of graduates that took a sustainability related course	29
Public GHG inventory plan	Yes
% of school energy from renewable resources	0
School employs a sustainability officer	Yes

## UNIVERSITY OF VIRGINIA

OFFICE OF ADMISSION, CHARLOTTESVILLE,  
VA 22906

ADMISSIONS: 434-982-3200

FAX: 434-924-3587

E-MAIL: UNDERGRADADMISSION@  
VIRGINIA.EDU

WEBSITE: WWW.VIRGINIA.EDU

### GREEN FACTS

#### Available transportation alternatives:

bicycle-sharing program; bike storage, shower facilities, and lockers for bicycle commuters; bicycle plan; free or reduced price transit passes; condensed work week option for employees

% food budget spent on local/organic food	7
School has formal sustainability committee	Yes
% of new construction LEED-certified	81
Waste diversion rate (%)	26
Sustainability-focused degree available	Yes
% of graduates that took a sustainability related course	11
Public GHG inventory plan	Yes
School employs a sustainability officer	Yes

### STUDENT BODY

Total undergrad enrollment	16,736
# of applicants	30,840
% of applicants accepted	30
% of acceptees attending	40
Average HS GPA	4.2
Range SAT Critical Reading	620–720
Range SAT Math	630–740
Range SAT Writing	620–720
Range ACT Composite	29–33
% students graduating within 4 years	87
% students graduating within 6 years	93

#### Most popular majors

Business/Commerce; Psychology; Economics

### COST

Annual in-state tuition	\$10,892
Annual out-of-state tuition	\$40,506
Required fees	\$2,576
Room and board	\$10,400
% frosh receiving any aid	55
% ugrads receiving any aid	50
Average cumulative indebtedness	\$24,905

## UNIVERSITY OF WASHINGTON

1410 NE CAMPUS PARKWAY, SEATTLE,  
WA 98195-5852

ADMISSIONS: 206-543-9686

FAX: 206-685-3655

WEBSITE: WWW.WASHINGTON.EDU

### GREEN FACTS

#### Available transportation alternatives:

bicycle-sharing program; bike storage, shower facilities, and lockers for bicycle commuters; bicycle plan; free or reduced price transit passes; condensed work week option for employees

% food budget spent on local/organic food	52
School has formal sustainability committee	Yes
% of new construction LEED-certified	83
Waste diversion rate (%)	66
Sustainability-focused degree available	Yes
% of graduates that took a sustainability related course	45
Public GHG inventory plan	Yes
% of school energy from renewable resources	2
School employs a sustainability officer	Yes

### STUDENT BODY

Total undergrad enrollment	31,063
# of applicants	36,840
% of applicants accepted	53
% of acceptees attending	35
Average HS GPA	3.8
Range SAT Critical Reading	540–660
Range SAT Math	580–710
Range SAT Writing	530–650
Range ACT Composite	26–31
% students graduating within 4 years	63
% students graduating within 6 years	84

#### Most popular majors

Bioengineering and Biomedical Engineering; Business/Commerce

### COST

Annual in-state tuition	\$9,588
Annual out-of-state tuition	\$33,072
Required fees	\$1,071
Room and board	\$11,310
% frosh receiving any aid	60
% ugrads receiving any aid	60
Average cumulative indebtedness	\$21,180

## UNIVERSITY OF WINDSOR

OFFICE OF THE REGISTRAR, WINDSOR, ON  
N9B3P4 CANADA

ADMISSIONS: 519-253-3000

FAX: 519-971-3653

E-MAIL: REGISTRAR@UWINDSOR.CA

WEBSITE: WWW.UWINDSOR.CA

### GREEN FACTS

#### Available transportation alternatives:

car sharing program

% food budget spent on local/organic food	13
School has formal sustainability committee	Yes
% of new construction LEED-certified	100
Waste diversion rate (%)	15
Sustainability-focused degree available	No
% of graduates that took a sustainability related course	1
Public GHG inventory plan	No
% of school energy from renewable resources	0
School employs a sustainability officer	Yes

### STUDENT BODY

Total undergrad enrollment	12,780
# of applicants	9,606
% of applicants accepted	76
% of acceptees attending	32

#### Most popular majors

Engineering; Social Sciences; Business/Commerce

### COST

Room and board	\$11,312
----------------	----------



## THE UNIVERSITY OF WINNIPEG

515 PORTAGE AVE, WINNIPEG,  
MANITOBA CANADA

### GREEN FACTS

**Available transportation alternatives:**  
bike storage, shower facilities, and  
lockers for bicycle commuters;  
bicycle plan; adopted a policy  
prohibiting idling; car sharing  
program

% food budget spent on local/organic food	65
School has formal sustainability committee	Yes
% of new construction LEED-certified	32
Waste diversion rate (%)	30
Sustainability-focused degree available	Yes
% of graduates that took a sustainability related course	24
Public GHG inventory plan	Yes
% of school energy from renewable resources	1
School employs a sustainability officer	Yes

## UNIVERSITY OF WISCONSIN—EAU CLAIRE

105 GARFIELD AVENUE, EAU CLAIRE, WI  
54701

ADMISSIONS: 715-836-5415

FAX: 715-836-2409

E-MAIL: ADMISSIONS@UWEC.EDU

WEBSITE: WWW.UWEC.EDU

### GREEN FACTS

**Available transportation alternatives:**  
bicycle-sharing program; bike  
storage, shower facilities, and  
lockers for bicycle commuters;  
bicycle plan; free or reduced price  
transit passes; condensed work  
week option for employees;  
telecommute program for  
employees; carpool/vanpool  
matching program; reduced parking  
fees for car and van poolers

% food budget spent on local/organic food	23
School has formal sustainability committee	Yes
Waste diversion rate (%)	39
Sustainability-focused degree available	Yes
Public GHG inventory plan	Yes
School employs a sustainability officer	No

### STUDENT BODY

Total undergrad enrollment	9,894
# of applicants	5,810
% of applicants accepted	85
% of acceptees attending	45
Range SAT Critical Reading	500–640
Range SAT Math	510–670
Range ACT Composite	22–26
% students graduating within 4 years	30
% students graduating within 6 years	67

### Most popular majors

Registered Nursing, Nursing  
Administration, Nursing Research  
and Clinical Nursing; Biology/  
Biological Sciences

### COST

Annual in-state tuition	\$7,361
Annual out-of-state tuition	\$14,934
Required fees	\$1,461
Room and board	\$7,322
% frosh receiving any aid	84
% ugrads receiving any aid	74
Average cumulative indebtedness	\$26,475

## UNIVERSITY OF WISCONSIN—GREEN BAY

2420 NICOLET DRIVE, GREEN BAY, WI  
53411-7001

ADMISSIONS: 920-465-2111

FAX: 920-465-5754

E-MAIL: ADMISSIONS@UWGB.EDU

WEBSITE: WWW.UWGB.EDU

### GREEN FACTS

**Available transportation alternatives:**  
free or reduced price transit passes;  
telecommute program for  
employees; carpool/vanpool  
matching program; adopted a  
policy prohibiting idling; car sharing  
program

% food budget spent on local/organic food	10
School has formal sustainability committee	Yes
% of new construction LEED-certified	0
Waste diversion rate (%)	36
Sustainability-focused degree available	Yes
% of graduates that took a sustainability related course	5
% of school energy from renewable resources	0
School employs a sustainability officer	Yes

### STUDENT BODY

Total undergrad enrollment	6,528
# of applicants	2,138
% of applicants accepted	85
% of acceptees attending	44
Average HS GPA	3.4
Range ACT Composite	21–25
% students graduating within 4 years	24
% students graduating within 6 years	47

### Most popular majors

Psychology; Business  
Administration and Management;  
Multi-/Interdisciplinary Studies

### COST

Annual in-state tuition	\$6,298
Annual out-of-state tuition	\$13,871
Required fees	\$1,460
Room and board	\$7,224
% frosh receiving any aid	88
% ugrads receiving any aid	80
Average cumulative indebtedness	\$28,636

## UNIVERSITY OF WISCONSIN— MILWAUKEE

DEPARTMENT OF ADMISSIONS AND  
RECRUITMENT, MILWAUKEE, WI 53211  
ADMISSIONS: 414-229-2222  
FAX: 414-229-6940  
E-MAIL: UWMLOOK@UWM.EDU  
WEBSITE: WWW.UWM.EDU

### GREEN FACTS

#### Available transportation alternatives:

bicycle-sharing program; bike storage, shower facilities, and lockers for bicycle commuters; bicycle plan; free or reduced price transit passes; condensed work week option for employees; telecommute program for employees; carpool/vanpool matching program; programs to encourage employees to live close to campus; car sharing program

% food budget spent on local/organic food	14
School has formal sustainability committee	Yes
% of new construction LEED-certified	100
Waste diversion rate (%)	31
Sustainability-focused degree available	Yes
% of graduates that took a sustainability related course	13
% of school energy from renewable resources	4
School employs a sustainability officer	Yes

### STUDENT BODY

Total undergrad enrollment	23,004
# of applicants	8,311
% of applicants accepted	88
% of acceptees attending	44
Average HS GPA	3.1
Range ACT Composite	19–24

#### Most popular majors

Education

### COST

Annual in-state tuition	\$8,091
Annual out-of-state tuition	\$17,820
Required fees	\$1,209
Room and board	\$9,136

## UNIVERSITY OF WISCONSIN—OSHKOSH

DEMPSEY HALL 135, OSHKOSH, WI 54901  
ADMISSIONS: 920-424-0202  
FAX: 920-424-1098  
E-MAIL: OSHADMUW@UWOSH.EDU  
WEBSITE: WWW.UWOSH.EDU

### GREEN FACTS

#### Available transportation alternatives:

bicycle-sharing program; bike storage, shower facilities, and lockers for bicycle commuters; bicycle plan; free or reduced price transit passes; condensed work week option for employees; telecommute program for employees; carpool/vanpool matching program; adopted a policy prohibiting idling; car sharing program

% food budget spent on local/organic food	17
School has formal sustainability committee	Yes
% of new construction LEED-certified	8
Waste diversion rate (%)	42
Sustainability-focused degree available	Yes
% of graduates that took a sustainability related course	25
Public GHG inventory plan	Yes
% of school energy from renewable resources	5
School employs a sustainability officer	Yes

### STUDENT BODY

Total undergrad enrollment	12,322
# of applicants	6,052
% of applicants accepted	68
% of acceptees attending	44
Average HS GPA	3.3
Range ACT Composite	20–24
% students graduating within 4 years	13

#### Most popular majors

Elementary Education and Teaching; Business/Commerce; Registered Nursing, Nursing Administration, Nursing Research and Clinical Nursing

### COST

Annual in-state tuition	\$7,360
Annual out-of-state tuition	\$14,934
Room and board	\$6,926

## UNIVERSITY OF WISCONSIN— PLATTEVILLE

1 UNIVERSITY PLAZA, PLATTEVILLE, WI 53818  
ADMISSIONS: 608-342-1125  
FAX: 608-342-1122  
E-MAIL: ADMIT@UWPLATT.EDU  
WEBSITE: WWW.UWPLATT.EDU

### GREEN FACTS

#### Available transportation alternatives:

bike storage, shower facilities, and lockers for bicycle commuters; bicycle plan; free or reduced price transit passes; carpool/vanpool matching program; adopted a policy prohibiting idling

School has formal sustainability committee	Yes
% of new construction LEED-certified	0
Waste diversion rate (%)	44
Sustainability-focused degree available	Yes
% of graduates that took a sustainability related course	88
% of school energy from renewable resources	4
School employs a sustainability officer	Yes

### STUDENT BODY

Total undergrad enrollment	5,775
# of applicants	3,075
% of applicants accepted	85
% of acceptees attending	46
Range ACT Composite	20–25

#### Most popular majors

Mechanical Engineering; Criminal Justice; Business Administration and Management

### COST

Annual in-state tuition	\$4,277
Annual out-of-state tuition	\$14,323
Required fees	\$848
Room and board	\$4,654

## UNIVERSITY OF WISCONSIN—RIVER FALLS

410 SOUTH THIRD STREET, RIVER FALLS,  
WI 54022

ADMISSIONS: 715-425-3500

E-MAIL: ADMIT@UWRF.EDU

WEBSITE: WWW.UWRF.EDU

### GREEN FACTS

#### Available transportation alternatives:

bicycle-sharing program; bike storage, shower facilities, and lockers for bicycle commuters; bicycle plan; condensed work week option for employees; programs to encourage employees to live close to campus; adopted a policy prohibiting idling

% food budget spent on local/organic food	17
School has formal sustainability committee	Yes
% of new construction LEED-certified	100
Waste diversion rate (%)	52
Sustainability-focused degree available	Yes
% of graduates that took a sustainability related course	36
Public GHG inventory plan	Yes
% of school energy from renewable resources	9
School employs a sustainability officer	Yes

### STUDENT BODY

Total undergrad enrollment	5,507
# of applicants	2,467
% of applicants accepted	90
% of acceptees attending	48
Average HS GPA	3.3
Range SAT Critical Reading	430–535
Range SAT Math	413–538
Range SAT Writing	393–485
Range ACT Composite	20–25

#### Most popular majors

Business Administration and Management; Animal Sciences; Elementary Education and Teaching

### COST

Annual in-state tuition	\$6,428
Annual out-of-state tuition	\$14,001
Required fees	\$1,509
Room and board	\$7,674
% frosh receiving any aid	77
% ugrads receiving any aid	68
Average cumulative indebtedness	\$26,295

## UNIVERSITY OF WISCONSIN—STEVENS POINT

1108 FREMONT ST., STEVENS POINT, WI  
54481

ADMISSIONS: 715-346-2441

FAX: 715-346-3296

E-MAIL: ADMISS@UWSP.EDU

WEBSITE: WWW.UWSP.EDU

### GREEN FACTS

#### Available transportation alternatives:

bicycle-sharing program; free or reduced price transit passes; condensed work week option for employees

% food budget spent on local/organic food	8
School has formal sustainability committee	Yes
% of new construction LEED-certified	80
Waste diversion rate (%)	44
Sustainability-focused degree available	Yes
% of graduates that took a sustainability related course	94
Public GHG inventory plan	Yes
% of school energy from renewable resources	25
School employs a sustainability officer	Yes

### STUDENT BODY

Total undergrad enrollment	8,839
# of applicants	4,901
% of applicants accepted	74
% of acceptees attending	49
Average HS GPA	3.1
Range SAT Critical Reading	405–565
Range SAT Math	410–523
Range SAT Writing	390–530
Range ACT Composite	20–25
% students graduating within 4 years	27
% students graduating within 6 years	65

#### Most popular majors

Business/Commerce; Biological and Physical Sciences

### COST

Annual in-state tuition	\$7,674
Annual out-of-state tuition	\$15,940
Required fees	\$1,374
Room and board	\$3,414
% frosh receiving any aid	65
% ugrads receiving any aid	68
Average cumulative indebtedness	\$25,030

## UNIVERSITY OF WISCONSIN— WHITEWATER

800 WEST MAIN STREET, WHITEWATER, WI  
53190-1791

ADMISSIONS: 262-472-1440

FAX: 262-472-1515

E-MAIL: UWWADMIT@UWW.EDU

WEBSITE: WWW.UWW.EDU

### GREEN FACTS

#### Available transportation alternatives:

condensed work week option for employees; carpool/vanpool matching program; programs to encourage employees to live close to campus; adopted a policy prohibiting idling; car sharing program

% food budget spent on local/organic food	13
School has formal sustainability committee	Yes
% of new construction LEED-certified	34
Waste diversion rate (%)	30
Sustainability-focused degree available	Yes
% of graduates that took a sustainability related course	2
% of school energy from renewable resources	4
School employs a sustainability officer	Yes

### STUDENT BODY

Total undergrad enrollment	9,231
# of applicants	5,570
% of applicants accepted	76
% of acceptees attending	43
Range SAT Math	480–600
Range SAT Writing	470–610
Range ACT Composite	20–24
% students graduating within 4 years	21

#### Most popular majors

Journalism; Elementary Education and Teaching; Physical Education Teaching and Coaching

### COST

Annual in-state tuition	\$5,568
Annual out-of-state tuition	\$13,042
Required fees	\$710
Room and board	\$4,322
% frosh receiving any aid	52
% ugrads receiving any aid	42



## UTAH STATE UNIVERSITY

0160 OLD MAIN HILL, LOGAN, UT  
84322-0160

ADMISSIONS: 435-797-1079

FAX: 435-797-3708

E-MAIL: ADMIT@USU.EDU

WEBSITE: WWW.USU.EDU

### GREEN FACTS

#### Available transportation alternatives:

bicycle-sharing program; bike storage, shower facilities, and lockers for bicycle commuters; bicycle plan; free or reduced price transit passes; condensed work week option for employees; telecommute program for employees; carpool/vanpool matching program; reduced parking fees for car and van poolers; adopted a policy prohibiting idling

School has formal sustainability committee Yes

% of new construction LEED-certified 84

Waste diversion rate (%) 25

Sustainability-focused degree available Yes

% of graduates that took a sustainability related course 16

Public GHG inventory plan Yes

% of school energy from renewable resources 2

School employs a sustainability officer Yes

### STUDENT BODY

Total undergrad enrollment 25,259

# of applicants 16,158

% of applicants accepted 97

% of acceptees attending 30

Average HS GPA 3.5

Range SAT Critical Reading 480-600

Range SAT Math 470-610

Range ACT Composite 20-27

% students graduating within 4 years 23

% students graduating within 6 years 49

#### Most popular majors

Communication Sciences and Disorders; Economics

### COST

Annual in-state tuition \$5,617

Annual out-of-state tuition \$18,087

Required fees \$1,046

Room and board \$5,790

% frosh receiving any aid 81

% undergrads receiving any aid 80

## VANDERBILT UNIVERSITY

2305 WEST END AVENUE, NASHVILLE, TN  
37203

ADMISSIONS: 615-322-2561

FAX: 615-343-7765

E-MAIL: ADMISSIONS@VANDERBILT.EDU

WEBSITE: WWW.VANDERBILT.EDU

### GREEN FACTS

#### Available transportation alternatives:

bicycle-sharing program; bike storage, shower facilities, and lockers for bicycle commuters; free or reduced price transit passes; condensed work week option for employees; telecommute program for employees; carpool/vanpool matching program; reduced parking fees for car and van poolers; adopted a policy prohibiting idling

% food budget spent on local/organic food 15

School has formal sustainability committee Yes

% of new construction LEED-certified 6

Waste diversion rate (%) 32

Sustainability-focused degree available Yes

% of graduates that took a sustainability related course 43

Public GHG inventory plan Yes

School employs a sustainability officer Yes

### STUDENT BODY

Total undergrad enrollment 6,883

# of applicants 31,464

% of applicants accepted 12

% of acceptees attending 44

Average HS GPA 3.8

Range SAT Critical Reading 710-790

Range SAT Math 720-800

Range SAT Writing 690-770

Range ACT Composite 32-35

% students graduating within 4 years 87

#### Most popular majors

Engineering Science; Social Sciences; Multi-/Interdisciplinary Studies

### COST

Annual tuition \$43,620

Required fees \$1,092

Room and board \$14,670

% frosh receiving any aid 69

% undergrads receiving any aid 65

Average cumulative indebtedness \$21,506

## VASSAR COLLEGE

BOX 10, 124 RAYMOND AVENUE,  
POUGHKEEPSIE, NY 12604

ADMISSIONS: 845-437-7300

FAX: 845-437-7063

E-MAIL: ADMISSIONS@VASSAR.EDU

WEBSITE: WWW.VASSAR.EDU

### GREEN FACTS

#### Available transportation alternatives:

bicycle-sharing program; bicycle plan; free or reduced price transit passes; carpool/vanpool matching program; programs to encourage employees to live close to campus; adopted a policy prohibiting idling; car sharing program

% food budget spent on local/organic food 25

School has formal sustainability committee Yes

Waste diversion rate (%) 28

Sustainability-focused degree available No

% of graduates that took a sustainability related course 11

Public GHG inventory plan Yes

% of school energy from renewable resources 0

School employs a sustainability officer Yes

### STUDENT BODY

Total undergrad enrollment 2,435

# of applicants 7,556

% of applicants accepted 26

% of acceptees attending 34

Range SAT Critical Reading 670-750

Range SAT Math 660-740

Range SAT Writing 660-750

Range ACT Composite 30-33

% students graduating within 4 years 86

% students graduating within 6 years 91

#### Most popular majors

Psychology; Political Science and Government; Economics

### COST

Annual tuition \$50,550

Required fees \$750

Room and board \$11,980

% frosh receiving any aid 61

% undergrads receiving any aid 58

Average cumulative indebtedness \$17,847

## VILLANOVA UNIVERSITY

AUSTIN HALL, 800 LANCASTER AVENUE,  
VILLANOVA, PA 19085

ADMISSIONS: 610-519-4000

FAX: 610-519-6450

E-MAIL: GOTOVU@VILLANOVA.EDU

WEBSITE: WWW.VILLANOVA.EDU

### GREEN FACTS

#### Available transportation alternatives:

bicycle-sharing program; bike storage, shower facilities, and lockers for bicycle commuters; free or reduced price transit passes; condensed work week option for employees; telecommute program for employees; adopted a policy prohibiting idling; car sharing program

% food budget spent on local/organic food	30
School has formal sustainability committee	Yes
% of new construction LEED-certified	96
Waste diversion rate (%)	28
% of graduates that took a sustainability related course	14
Public GHG inventory plan	Yes
% of school energy from renewable resources	0
School employs a sustainability officer	Yes

### STUDENT BODY

Total undergrad enrollment	7,191
# of applicants	16,206
% of applicants accepted	48
% of acceptees attending	22
Average HS GPA	4.0
Range SAT Critical Reading	590–690
Range SAT Math	610–710
Range SAT Writing	590–690
Range ACT Composite	29–32
% students graduating within 4 years	87
% students graduating within 6 years	90

#### Most popular majors

Finance; Registered Nursing; Mass Communication/Media Studies

### COST

Annual tuition	\$46,966
Required fees	\$650
Room and board	\$12,720
% frosh receiving any aid	67
% ugrads receiving any aid	68
Average cumulative indebtedness	\$33,588

## VIRGINIA COMMONWEALTH UNIVERSITY

821 WEST FRANKLIN STREET, RICHMOND,  
VA 23284

ADMISSIONS: 804-828-1222

FAX: 804-828-1899

E-MAIL: UPGRAD@VCU.EDU

WEBSITE: WWW.VCU.EDU

### GREEN FACTS

#### Available transportation alternatives:

bicycle-sharing program; bike storage, shower facilities, and lockers for bicycle commuters; bicycle plan; free or reduced price transit passes; condensed work week option for employees; telecommute program for employees

% food budget spent on local/organic food	30
School has formal sustainability committee	Yes
% of new construction LEED-certified	94
Waste diversion rate (%)	35
Sustainability-focused degree available	Yes
% of graduates that took a sustainability related course	2
% of school energy from renewable resources	0
School employs a sustainability officer	Yes

### STUDENT BODY

Total undergrad enrollment	24,051
# of applicants	16,293
% of applicants accepted	72
% of acceptees attending	35
Average HS GPA	3.6
Range SAT Critical Reading	500–610
Range SAT Math	490–590
Range SAT Writing	480–590
Range ACT Composite	21–27
% students graduating within 4 years	37
% students graduating within 6 years	62

#### Most popular majors

Mass Communication/Media Studies; Biology/Biological Sciences; Psychology

### COST

% frosh receiving any aid	77
% ugrads receiving any aid	65
Average cumulative indebtedness	\$33,125

## VIRGINIA TECH

UNDERGRADUATE ADMISSIONS,  
BLACKSBURG, VA 24061

ADMISSIONS: 540-231-6267

FAX: 540-231-3242

E-MAIL: ADMISSIONS@VT.EDU

WEBSITE: WWW.VT.EDU

### GREEN FACTS

#### Available transportation alternatives:

bicycle-sharing program; bike storage, shower facilities, and lockers for bicycle commuters; bicycle plan; free or reduced price transit passes; condensed work week option for employees; telecommute program for employees; carpool/vanpool matching program; reduced parking fees for car and van poolers; car sharing program

% food budget spent on local/organic food	11
School has formal sustainability committee	Yes
% of new construction LEED-certified	39
Waste diversion rate (%)	84
Sustainability-focused degree available	Yes
% of graduates that took a sustainability related course	65
Public GHG inventory plan	Yes
% of school energy from renewable resources	0
School employs a sustainability officer	Yes

### STUDENT BODY

Total undergrad enrollment	25,384
# of applicants	22,280
% of applicants accepted	73
% of acceptees attending	39
Range SAT Critical Reading	540–640
Range SAT Math	570–680
Range SAT Writing	530–640
% students graduating within 6 years	83

#### Most popular majors

Engineering; Biology/Biological Sciences

### COST

Annual in-state tuition	\$10,496
Annual out-of-state tuition	\$25,515
Required fees	\$1,929
Room and board	\$7,924
% ugrads receiving any aid	75
Average cumulative indebtedness	\$28,873

## VIRGINIA WESLEYAN COLLEGE

1584 WESLEYAN DRIVE, NORFOLK, VA  
23502-5599

ADMISSIONS: 757-455-3208

FAX: 757-461-5238

E-MAIL: ADMISSIONS@VWC.EDU

WEBSITE: WWW.VWC.EDU

### GREEN FACTS

**Available transportation alternatives:**  
bike storage, shower facilities, and lockers for bicycle commuters; free or reduced price transit passes; condensed work week option for employees; telecommute program for employees

% food budget spent on local/organic food	40
School has formal sustainability committee	Yes
Waste diversion rate (%)	27
Sustainability-focused degree available	No
% of graduates that took a sustainability related course	1
Public GHG inventory plan	Yes
% of school energy from renewable resources	0
School employs a sustainability officer	Yes

### STUDENT BODY

Total undergrad enrollment	1,501
# of applicants	2,072
% of applicants accepted	89
% of acceptees attending	22
Average HS GPA	3.3
Range SAT Critical Reading	440–550
Range SAT Math	430–550
Range SAT Writing	425–530
Range ACT Composite	18–25
% students graduating within 4 years	42
% students graduating within 6 years	48

### Most popular majors

Business Administration and Management; Criminal Justice; Social Sciences

### COST

Annual tuition	\$32,636
Required fees	\$650
% frosh receiving any aid	99
% ugrads receiving any aid	98

## WAKE FOREST UNIVERSITY

P.O. BOX 7305, WINSTON SALEM, NC  
27109

ADMISSIONS: 336-758-5201

FAX: 336-758-4324

E-MAIL: ADMISSIONS@WFU.EDU

WEBSITE: WWW.WFU.EDU

### GREEN FACTS

**Available transportation alternatives:**  
bicycle-sharing program; bike storage, shower facilities, and lockers for bicycle commuters; bicycle plan; free or reduced price transit passes; condensed work week option for employees; carpool/vanpool matching program; reduced parking fees for car and van poolers; programs to encourage employees to live close to campus; adopted a policy prohibiting idling

% food budget spent on local/organic food	2
School has formal sustainability committee	Yes
% of new construction LEED-certified	66
Waste diversion rate (%)	34
% of graduates that took a sustainability related course	1
Public GHG inventory plan	Yes
% of school energy from renewable resources	0
School employs a sustainability officer	Yes

### STUDENT BODY

Total undergrad enrollment	4,871
# of applicants	13,281
% of applicants accepted	29
% of acceptees attending	33
Range SAT Critical Reading	590–690
Range SAT Math	620–730
Range SAT Writing	610–710
Range ACT Composite	28–32
% students graduating within 4 years	83

### Most popular majors

Political Science and Government; Business/Commerce; Psychology

### COST

Annual tuition	\$47,120
Required fees	\$562
Room and board	\$12,996
% frosh receiving any aid	39
% ugrads receiving any aid	34
Average cumulative indebtedness	\$36,546

## WARREN WILSON COLLEGE

PO BOX 9000, ASHEVILLE, NC  
28815-9000

ADMISSIONS: 828-771-2073

FAX: 828-298-1440

E-MAIL: ADMIT@WARREN-WILSON.EDU

WEBSITE: WWW.WARREN-WILSON.EDU

### GREEN FACTS

**Available transportation alternatives:**  
bicycle-sharing program; bike storage, shower facilities, and lockers for bicycle commuters; free or reduced price transit passes; carpool/vanpool matching program; programs to encourage employees to live close to campus

% food budget spent on local/organic food	34
School has formal sustainability committee	Yes
Waste diversion rate (%)	61
Sustainability-focused degree available	Yes
% of graduates that took a sustainability related course	45
Public GHG inventory plan	Yes
% of school energy from renewable resources	4
School employs a sustainability officer	Yes

### STUDENT BODY

Total undergrad enrollment	753
# of applicants	809
% of applicants accepted	84
% of acceptees attending	35
Range SAT Critical Reading	518–650
Range SAT Math	470–590
Range ACT Composite	21–28
% students graduating within 4 years	44
% students graduating within 6 years	53

### Most popular majors

Environmental Studies; Psychology; Creative Writing

### COST

Annual tuition	\$31,980
Required fees	\$580
Room and board	\$9,900
% frosh receiving any aid	90
% ugrads receiving any aid	80
Average cumulative indebtedness	\$20,768



## WARTBURG COLLEGE

100 WARTBURG BLVD., WAVERLY, IA  
50677-0903

ADMISSIONS: 319-352-8264  
FAX: 319-352-8579

E-MAIL: ADMISSIONS@WARTBURG.EDU  
WEBSITE: WWW.WARTBURG.EDU

### GREEN FACTS

#### Available transportation alternatives:

bicycle-sharing program; bike storage, shower facilities, and lockers for bicycle commuters; bicycle plan; condensed work week option for employees; telecommute program for employees; carpool/vanpool matching program; reduced parking fees for car and van poolers

% food budget spent on local/organic food	49
School has formal sustainability committee	Yes
Waste diversion rate (%)	13
Sustainability-focused degree available	Yes
% of graduates that took a sustainability related course	100
Public GHG inventory plan	Yes
% of school energy from renewable resources	17
School employs a sustainability officer	Yes

### STUDENT BODY

Total undergrad enrollment	1,537
# of applicants	2,147
% of applicants accepted	74
% of acceptees attending	23
Average HS GPA	3.6
Range SAT Critical Reading	427.5–620
Range SAT Math	505–650
Range SAT Writing	440–583
Range ACT Composite	21–27
% students graduating within 4 years	65
% students graduating within 6 years	69

#### Most popular majors

Business, Management, Marketing, and Related Support Services;  
Biology/Biological Sciences

### COST

Annual tuition	\$37,400
Required fees	\$980
Room and board	\$9,460
% frosh receiving any aid	100
% ugrads receiving any aid	99
Average cumulative indebtedness	\$40,872

## WASHINGTON & JEFFERSON COLLEGE

60 SOUTH LINCOLN STREET, WASHINGTON,  
PA 15301

ADMISSIONS: 724-223-6025  
FAX: 724-223-6534

E-MAIL: ADMISSION@WASHJEFF.EDU  
WEBSITE: WWW.WASHJEFF.EDU

### GREEN FACTS

#### Available transportation alternatives:

telecommute program for employees

% food budget spent on local/organic food	23
School has formal sustainability committee	Yes
% of new construction LEED-certified	100
Sustainability-focused degree available	No
% of graduates that took a sustainability related course	3
Public GHG inventory plan	Yes
% of school energy from renewable resources	0
School employs a sustainability officer	Yes

### STUDENT BODY

Total undergrad enrollment	1,350
# of applicants	6,835
% of applicants accepted	43
% of acceptees attending	26
Average HS GPA	3.4
Range SAT Critical Reading	520–620
Range SAT Math	540–630
Range ACT Composite	23–28
% students graduating within 4 years	73

#### Most popular majors

Psychology; Business/Commerce;  
Accounting

### COST

Annual tuition	\$42,656
Required fees	\$570
Room and board	\$11,406
% frosh receiving any aid	100
% ugrads receiving any aid	99

## WASHINGTON STATE UNIVERSITY

PO Box 641067, PULLMAN, WA  
99164-1067

ADMISSIONS: 509-335-5586  
FAX: 509-335-4902

E-MAIL: ADMISSIONS@WSU.EDU  
WEBSITE: WWW.WSU.EDU

### GREEN FACTS

#### Available transportation alternatives:

bicycle-sharing program; bike storage, shower facilities, and lockers for bicycle commuters; bicycle plan; free or reduced price transit passes; condensed work week option for employees; telecommute program for employees; carpool/vanpool matching program; car sharing program

% food budget spent on local/organic food	17
School has formal sustainability committee	Yes
% of new construction LEED-certified	74
Waste diversion rate (%)	75
Sustainability-focused degree available	Yes
% of graduates that took a sustainability related course	2
Public GHG inventory plan	Yes
School employs a sustainability officer	Yes

### STUDENT BODY

Total undergrad enrollment	24,470
# of applicants	19,766
% of applicants accepted	80
% of acceptees attending	30
Average HS GPA	3.3
Range SAT Critical Reading	450–570
Range SAT Math	460–580
Range SAT Writing	440–550
Range ACT Composite	20–26
% students graduating within 4 years	38
% students graduating within 6 years	64

#### Most popular majors

Business Administration and Management; Social Sciences

### COST

Annual in-state tuition	\$9,324
Annual out-of-state tuition	\$23,956
% frosh receiving any aid	86
% ugrads receiving any aid	73
Average cumulative indebtedness	\$25,809

# WASHINGTON UNIVERSITY IN ST. LOUIS

CAMPUS BOX 1089, ST. LOUIS, MO  
63130-4899

ADMISSIONS: 314-935-6000

FAX: 314-935-4290

E-MAIL: ADMISSIONS@WUSTL.EDU

WEBSITE: WWW.WUSTL.EDU

## GREEN FACTS

### Available transportation alternatives:

bicycle plan; free or reduced price transit passes; condensed work week option for employees; carpool/vanpool matching program; reduced parking fees for car and van poolers; programs to encourage employees to live close to campus

% food budget spent on local/organic food	17
School has formal sustainability committee	Yes
% of new construction LEED-certified	83
Waste diversion rate (%)	66
Sustainability-focused degree available	Yes
% of graduates that took a sustainability related course	18
Public GHG inventory plan	Yes
School employs a sustainability officer	Yes

## STUDENT BODY

Total undergrad enrollment	7,504
# of applicants	29,259
% of applicants accepted	17
% of acceptees attending	35
Range SAT Critical Reading	690–760
Range SAT Math	710–790
Range SAT Writing	690–770
Range ACT Composite	32–34
% students graduating within 4 years	86
% students graduating within 6 years	93

### Most popular majors

Biology/Biological Sciences;  
Engineering

## COST

Annual tuition	\$48,950
Required fees	\$820
Room and board	\$15,596
% frosh receiving any aid	50
% ugrads receiving any aid	53
Average cumulative indebtedness	\$24,243

# WEBER STATE UNIVERSITY

1137 UNIVERSITY CIRCLE, OGDEN, UT  
84408-1137

ADMISSIONS: 801-626-6743

FAX: 801-626-6747

E-MAIL: ADMISSIONS@WEBER.EDU

WEBSITE: WWW.WEBER.EDU

## GREEN FACTS

### Available transportation alternatives:

bike storage, shower facilities, and lockers for bicycle commuters; free or reduced price transit passes; condensed work week option for employees; telecommute program for employees; reduced parking fees for car and van poolers; car sharing program

% food budget spent on local/organic food	23
School has formal sustainability committee	Yes
Waste diversion rate (%)	0
Sustainability-focused degree available	No
Public GHG inventory plan	Yes
% of school energy from renewable resources	0
School employs a sustainability officer	Yes

## STUDENT BODY

Total undergrad enrollment	25,318
# of applicants	5,738
% of applicants accepted	100
% of acceptees attending	40
Average HS GPA	3.3
Range ACT Composite	18–24
% students graduating within 4 years	11
% students graduating within 6 years	38

### Most popular majors

Registered Nursing; Business Administration and Management; Computer Science

## COST

Annual in-state tuition	\$4,456
Annual out-of-state tuition	\$13,369
Required fees	\$883
Room and board	\$5,400
% frosh receiving any aid	82
% ugrads receiving any aid	63
Average cumulative indebtedness	\$19,320

# WELLESLEY COLLEGE

BOARD OF ADMISSION, WELLESLEY, MA  
02481-8203

ADMISSIONS: 781-283-2270

FAX: 781-283-3678

E-MAIL: ADMISSION@WELLESLEY.EDU

WEBSITE: WWW.WELLESLEY.EDU

## GREEN FACTS

### Available transportation alternatives:

bicycle-sharing program; bike storage, shower facilities, and lockers for bicycle commuters; bicycle plan; free or reduced price transit passes; condensed work week option for employees; telecommute program for employees; carpool/vanpool matching program; reduced parking fees for car and van poolers; programs to encourage employees to live close to campus

% food budget spent on local/organic food	10
School has formal sustainability committee	Yes
% of new construction LEED-certified	2
Waste diversion rate (%)	18
Sustainability-focused degree available	Yes
% of graduates that took a sustainability related course	5
Public GHG inventory plan	Yes
% of school energy from renewable resources	1
School employs a sustainability officer	Yes

## STUDENT BODY

Total undergrad enrollment	2,323
# of applicants	4,667
% of applicants accepted	30
% of acceptees attending	42
Range SAT Critical Reading	650–740
Range SAT Math	640–740
Range SAT Writing	670–750
Range ACT Composite	30–33
% students graduating within 4 years	82
% students graduating within 6 years	91

### Most popular majors

Economics; Psychology; Political Science and Government

## COST

Annual tuition	\$46,550
Required fees	\$286
Room and board	\$14,504
% frosh receiving any aid	61
% ugrads receiving any aid	61

## WELLS COLLEGE

ROUTE 90, AURORA, NY 13026  
**ADMISSIONS:** 315-364-3264  
**FAX:** 315-364-3227  
**E-MAIL:** ADMISSIONS@WELLS.EDU  
**WEBSITE:** WWW.WELLS.EDU

### GREEN FACTS

#### Available transportation alternatives:

bicycle plan; free or reduced price transit passes; condensed work week option for employees; carpool/vanpool matching program; programs to encourage employees to live close to campus; adopted a policy prohibiting idling;

% food budget spent on local/organic food	12
School has formal sustainability committee	Yes
% of new construction LEED-certified	0
Waste diversion rate (%)	17
Sustainability-focused degree available	Yes
% of graduates that took a sustainability related course	85
Public GHG inventory plan	Yes
% of school energy from renewable resources	1
School employs a sustainability officer	Yes

### STUDENT BODY

Total undergrad enrollment	568
# of applicants	1,673
% of applicants accepted	67
% of acceptees attending	13
Average HS GPA	3.5
Range SAT Critical Reading	500–630
Range SAT Math	480–600
Range SAT Writing	480–590
Range ACT Composite	22–27
% students graduating within 4 years	53
% students graduating within 6 years	51

#### Most popular majors

English Language and Literature;  
 Psychology; Molecular Biology

### COST

Annual tuition	\$33,200
Required fees	\$1,500
Room and board	\$11,900
% frosh receiving any aid	96
% ugrads receiving any aid	95

## WENTWORTH INSTITUTE OF TECHNOLOGY

550 HUNTINGTON AVENUE, BOSTON, MA 02115-5998  
**ADMISSIONS:** 617-989-4000  
**FAX:** 617-989-4010  
**E-MAIL:** ADMISSIONS@WIT.EDU  
**WEBSITE:** WWW.WIT.EDU

### GREEN FACTS

#### Available transportation alternatives:

bicycle-sharing program; bike storage, shower facilities, and lockers for bicycle commuters; bicycle plan; free or reduced price transit passes; condensed work week option for employees; carpool/vanpool matching program; reduced parking fees for car and van poolers; adopted a policy prohibiting idling; car sharing program

% food budget spent on local/organic food	
School has formal sustainability committee	Yes
% of new construction LEED-certified	0
Waste diversion rate (%)	32
% of graduates that took a sustainability related course	100
Public GHG inventory plan	Yes
% of school energy from renewable resources	0

### STUDENT BODY

Total undergrad enrollment	4,324
# of applicants	6,975
% of applicants accepted	67
% of acceptees attending	21
Average HS GPA	3.1
Range SAT Critical Reading	470–580
Range SAT Math	520–630
Range SAT Writing	450–560
Range ACT Composite	20–27
% students graduating within 4 years	50
% students graduating within 6 years	64

#### Most popular majors

Construction Management;  
 Mechanical Engineering;  
 Architecture

### COST

Annual tuition	\$30,760
Room and board	\$13,390
% frosh receiving any aid	91
% ugrads receiving any aid	78
Average cumulative indebtedness	\$32,696

## WESLEYAN COLLEGE

4760 FORSYTH ROAD, MACON, GA 31210-4462  
**ADMISSIONS:** 478-477-1110  
**FAX:** 478-757-4030  
**E-MAIL:** ADMISSIONS@WESLEYANCOLLEGE.EDU  
**WEBSITE:** WWW.WESLEYANCOLLEGE.EDU

### GREEN FACTS

% food budget spent on local/organic food	0
School has formal sustainability committee	Yes
% of new construction LEED-certified	100
Sustainability-focused degree available	No
% of graduates that took a sustainability related course	50
Public GHG inventory plan	Yes
% of school energy from renewable resources	0
School employs a sustainability officer	Yes

### STUDENT BODY

Total undergrad enrollment	660
# of applicants	848
% of applicants accepted	42
% of acceptees attending	34
Range SAT Critical Reading	480–580
Range SAT Math	440–560
Range SAT Writing	450–580
Range ACT Composite	19–25
% students graduating within 4 years	56
% students graduating within 6 years	59

#### Most popular majors

Business Administration,  
 Management and Operations;  
 International Business; Registered Nursing

### COST

Annual tuition	\$20,140
Required fees	\$150
Room and board	\$9,020
% frosh receiving any aid	95
% ugrads receiving any aid	85
Average cumulative indebtedness	\$48,460



## WESLEYAN UNIVERSITY

70 WYLLYS AVENUE, MIDDLETOWN, CT 06459

ADMISSIONS: 860-685-3000

FAX: 860-685-3001

E-MAIL: ADMISSION@WESLEYAN.EDU

WEBSITE: WWW.WESLEYAN.EDU

### GREEN FACTS

#### Available transportation alternatives:

bicycle-sharing program; bike storage, shower facilities, and lockers for bicycle commuters; bicycle plan; free or reduced price transit passes; condensed work week option for employees; carpool/vanpool matching program; reduced parking fees for car and van poolers; programs to encourage employees to live close to campus; adopted a policy prohibiting idling; car sharing program

% food budget spent on local/organic food	21
School has formal sustainability committee	Yes
% of new construction LEED-certified	100
Waste diversion rate (%)	32
Sustainability-focused degree available	Yes
% of graduates that took a sustainability related course	10
Public GHG inventory plan	Yes
School employs a sustainability officer	Yes

### STUDENT BODY

Total undergrad enrollment	2,897
# of applicants	9,822
% of applicants accepted	22
% of acceptees attending	35
Range SAT Critical Reading	620–730
Range SAT Math	630–740
Range SAT Writing	630–750
Range ACT Composite	29–33
% students graduating within 4 years	92
% students graduating within 6 years	94

#### Most popular majors

Psychology; Economics

### COST

Annual tuition	\$48,704
Required fees	\$270
Room and board	\$13,504
% frosh receiving any aid	53
% ugrads receiving any aid	48
Average cumulative indebtedness	\$24,860

## WESTERN CAROLINA UNIVERSITY

102 CAMP BUILDING, CULLOWHEE, NC 28723

ADMISSIONS: 828-227-7317

FAX: 828-227-7319

E-MAIL: ADMISSION@EMAIL.WCU.EDU

WEBSITE: WWW.WCU.EDU

### GREEN FACTS

#### Available transportation alternatives:

bicycle plan; free or reduced price transit passes

% food budget spent on local/organic food	25
School has formal sustainability committee	Yes
% of new construction LEED-certified	100
Waste diversion rate (%)	18
Sustainability-focused degree available	No
Public GHG inventory plan	Yes
% of school energy from renewable resources	0
School employs a sustainability officer	Yes

### STUDENT BODY

Total undergrad enrollment	8,787
# of applicants	15,397
% of applicants accepted	43
% of acceptees attending	26
Average HS GPA	3.8
Range SAT Critical Reading	460–560
Range SAT Math	470–560
Range SAT Writing	430–530
Range ACT Composite	20–24
% students graduating within 4 years	39
% students graduating within 6 years	58

#### Most popular majors

Registered Nursing; Criminal Justice; Junior High/Intermediate/Middle School Education and Teaching

### COST

Annual in-state tuition	\$3,669
Annual out-of-state tuition	\$14,062
Required fees	\$2,826
Room and board	\$8,016

## WESTERN KENTUCKY UNIVERSITY

POTTER HALL 117, BOWLING GREEN, KY 42101-1020

ADMISSIONS: 270-745-2551

FAX: 270-745-6133

E-MAIL: ADMISSION@WKU.EDU

WEBSITE: WWW.WKU.EDU

### GREEN FACTS

#### Available transportation alternatives:

bicycle-sharing program; bike storage, shower facilities, and lockers for bicycle commuters; bicycle plan; free or reduced price transit passes; condensed work week option for employees; telecommute program for employees; carpool/vanpool matching program

% food budget spent on local/organic food	2
School has formal sustainability committee	Yes
% of new construction LEED-certified	82
Waste diversion rate (%)	11
Sustainability-focused degree available	Yes
% of graduates that took a sustainability related course	1
% of school energy from renewable resources	0
School employs a sustainability officer	Yes

### STUDENT BODY

Total undergrad enrollment	17,310
# of applicants	8,957
% of applicants accepted	93
% of acceptees attending	38
Average HS GPA	3.3
Range SAT Critical Reading	430–580
Range SAT Math	440–570
Range ACT Composite	19–26
% students graduating within 4 years	27
% students graduating within 6 years	50

#### Most popular majors

Registered Nursing; Elementary Education and Teaching; Biology

### COST

Annual in-state tuition	\$9,482
Annual out-of-state tuition	\$24,132
Room and board	\$7,368
% frosh receiving any aid	93
% ugrads receiving any aid	87
Average cumulative indebtedness	\$28,536

## WESTERN MICHIGAN UNIVERSITY

1903 W. MICHIGAN AVENUE, KALAMAZOO,  
MI 49008-5211

ADMISSIONS: 269-387-2000

FAX: 269-387-2096

E-MAIL: ASK-WMU@WMICH.EDU

WEBSITE: WWW.WMICH.EDU

### GREEN FACTS

#### Available transportation alternatives:

bicycle plan; free or reduced price  
transit passes; adopted a policy  
prohibiting idling

% food budget spent on local/organic food	45
School has formal sustainability committee	Yes
% of new construction LEED-certified	36
Waste diversion rate (%)	46
Sustainability-focused degree available	Yes
Public GHG inventory plan	Yes
% of school energy from renewable resources	0
School employs a sustainability officer	Yes

### STUDENT BODY

Total undergrad enrollment	18,567
# of applicants	15,175
% of applicants accepted	82
% of acceptees attending	24
Average HS GPA	3.3
Range ACT Composite	19–25
% students graduating within 4 years	23
% students graduating within 6 years	54

#### Most popular majors

Multi-/Interdisciplinary Studies;  
Health and Medical Administrative  
Services; Business Administration  
and Management

### COST

Annual in-state tuition	\$10,106
Annual out-of-state tuition	\$24,790
Required fees	\$923
Room and board	\$9,238
% frosh receiving any aid	83
% ugrads receiving any aid	83
Average cumulative indebtedness	\$34,040

## WESTERN STATE COLORADO UNIVERSITY

600 N. ADAMS, GUNNISON, CO 81231

ADMISSIONS: 970-943-2119

FAX: 970-943-2363

E-MAIL: ADMISSIONS@WESTERN.EDU

WEBSITE: WWW.WESTERN.EDU

### GREEN FACTS

#### Available transportation alternatives:

bicycle-sharing program; bike  
storage, shower facilities, and  
lockers for bicycle commuters; free  
or reduced price transit passes;  
condensed work week option for  
employees; telecommute program  
for employees

% food budget spent on local/organic food	8
School has formal sustainability committee	Yes
% of new construction LEED-certified	39
Waste diversion rate (%)	19
Sustainability-focused degree available	Yes
% of graduates that took a sustainability related course	16
Public GHG inventory plan	Yes
% of school energy from renewable resources	9

### STUDENT BODY

Total undergrad enrollment	2,419
# of applicants	1,631
% of applicants accepted	98
% of acceptees attending	29
Average HS GPA	2.9
Range SAT Critical Reading	460–580
Range SAT Math	450–560
Range ACT Composite	17–23
% students graduating within 4 years	18
% students graduating within 6 years	42

#### Most popular majors

Parks, Recreation and Leisure  
Studies; Business Administration  
and Management; Biology

### COST

% frosh receiving any aid	85
% ugrads receiving any aid	75
Average cumulative indebtedness	\$31,223

## WESTERN UNIVERSITY

WESTERN STUDENT SERVICES BLDG., RM  
3140, LONDON, ON N6A 3K7 CANADA

ADMISSIONS: 519-661-2100

FAX: 519-661-3710

E-MAIL: REG-ADMISSIONS@UWO.CA

WEBSITE: WWW.WESTERNU.CA

### GREEN FACTS

#### Available transportation alternatives:

bicycle-sharing program; bike  
storage, shower facilities, and  
lockers for bicycle commuters;  
bicycle plan; free or reduced price  
transit passes; condensed work  
week option for employees;  
carpool/vanpool matching program;  
programs to encourage employees  
to live close to campus; adopted a  
policy prohibiting idling

% food budget spent on local/organic food	31
School has formal sustainability committee	Yes
% of new construction LEED-certified	5
Waste diversion rate (%)	42
Sustainability-focused degree available	No
% of graduates that took a sustainability related course	29
Public GHG inventory plan	No
% of school energy from renewable resources	0
School employs a sustainability officer	Yes

### STUDENT BODY

Total undergrad enrollment	31,535
# of applicants	33,924
% of applicants accepted	58
% of acceptees attending	27
% students graduating within 4 years	50
% students graduating within 6 years	78

#### Most popular majors

Health Sciences; Business  
Administration and Management;  
Biology

### COST

Required fees	\$1,373
---------------	---------

## WESTERN WASHINGTON UNIVERSITY

MAIL STOP 9009, BELLINGHAM, WA  
98225-9009

ADMISSIONS: 360-650-3440

FAX: 360-650-7369

E-MAIL: ADMIT@CC.WWU.EDU

WEBSITE: WWW.WWU.EDU

### GREEN FACTS

#### Available transportation alternatives:

bike storage, shower facilities, and lockers for bicycle commuters; bicycle plan; free or reduced price transit passes; condensed work week option for employees; telecommute program for employees; carpool/vanpool matching program; car sharing program

% food budget spent on local/organic food	22
School has formal sustainability committee	Yes
% of new construction LEED-certified	50
Waste diversion rate (%)	17
Sustainability-focused degree available	Yes
% of graduates that took a sustainability related course	6
Public GHG inventory plan	Yes
% of school energy from renewable resources	4
School employs a sustainability officer	Yes

### STUDENT BODY

Total undergrad enrollment	14,152
# of applicants	9,283
% of applicants accepted	85
% of acceptees attending	35
Average HS GPA	3.4
Range SAT Critical Reading	500–610
Range SAT Math	500–600
Range SAT Writing	470–580
Range ACT Composite	22–27
% students graduating within 4 years	40
% students graduating within 6 years	72

#### Most popular majors

Business Administration,  
Management and Operations;  
Social Sciences

### COST

% frosh receiving any aid	54
% undergrads receiving any aid	49

## WESTMINSTER COLLEGE

1840 SOUTH 1300 EAST, SALT LAKE CITY,  
UT 54105

ADMISSIONS: 801-832-2200

FAX: 801-832-3101

E-MAIL: ADMISSION@

WESTMINSTERCOLLEGE.EDU

WEBSITE: WWW.WESTMINSTERCOLLEGE.EDU

### GREEN FACTS

#### Available transportation alternatives:

bicycle-sharing program; bike storage, shower facilities, and lockers for bicycle commuters; bicycle plan; free or reduced price transit passes; carpool/vanpool matching program; adopted a policy prohibiting idling

% food budget spent on local/organic food	11
School has formal sustainability committee	Yes
% of new construction LEED-certified	100
Waste diversion rate (%)	21
Sustainability-focused degree available	Yes
% of graduates that took a sustainability related course	3
Public GHG inventory plan	Yes
% of school energy from renewable resources	4
School employs a sustainability officer	Yes

### STUDENT BODY

Total undergrad enrollment	2,159
# of applicants	2,001
% of applicants accepted	96
% of acceptees attending	24
Average HS GPA	3.6
Range SAT Critical Reading	500–620
Range SAT Math	503–618
Range ACT Composite	22–27
% students graduating within 4 years	45
% students graduating within 6 years	62

#### Most popular majors

Business/Commerce; Health  
Sciences; Psychology

### COST

Annual tuition	\$30,720
Required fees	\$508
Room and board	\$9,338
% frosh receiving any aid	99
% undergrads receiving any aid	93
Average cumulative indebtedness	\$29,687

## WILFRID LAURIER UNIVERSITY

75 UNIVERSITY AVE W, WATERLOO,  
ONTARIO CANADA

### GREEN FACTS

#### Available transportation alternatives:

bike storage, shower facilities, and lockers for bicycle commuters; bicycle plan; free or reduced price transit passes; condensed work week option for employees; telecommute program for employees; carpool/vanpool matching program; reduced parking fees for car and van poolers; adopted a policy prohibiting idling

% food budget spent on local/organic food	60
School has formal sustainability committee	Yes
% of new construction LEED-certified	100
Waste diversion rate (%)	60
Sustainability-focused degree available	Yes
Public GHG inventory plan	Yes
% of school energy from renewable resources	0
School employs a sustainability officer	Yes



## WILLAMETTE UNIVERSITY

900 STATE STREET, SALEM, OR 97301  
**ADMISSIONS:** 503-370-6303  
**FAX:** 503-375-5363  
**E-MAIL:** LIBARTS@WILLAMETTE.EDU  
**WEBSITE:** WWW.WILLAMETTE.EDU

### GREEN FACTS

**Available transportation alternatives:**  
bicycle-sharing program; bike storage, shower facilities, and lockers for bicycle commuters; free or reduced price transit passes; carpool/vanpool matching program; car sharing program

% food budget spent on local/organic food	26
School has formal sustainability committee	Yes
% of new construction LEED-certified	100
Waste diversion rate (%)	84
Sustainability-focused degree available	Yes
% of graduates that took a sustainability related course	50
Public GHG inventory plan	Yes
% of school energy from renewable resources	4
School employs a sustainability officer	Yes

### STUDENT BODY

Total undergrad enrollment	2,384
# of applicants	6,332
% of applicants accepted	78
% of acceptees attending	11
Average HS GPA	3.8
Range SAT Critical Reading	550–670
Range SAT Math	550–660
Range SAT Writing	550–650
Range ACT Composite	25–30
% students graduating within 4 years	71

#### Most popular majors

Biology/Biological Sciences;  
Economics; Psychology

### COST

Annual tuition	\$45,300
Required fees	\$317
Room and board	\$11,200
% frosh receiving any aid	100
% ugrads receiving any aid	92
Average cumulative indebtedness	\$26,643

## WILLIAMS COLLEGE

995 MAIN ST., WILLIAMSTOWN, MA 01267  
**ADMISSIONS:** 413-597-2211  
**FAX:** 413-597-4052  
**E-MAIL:** ADMISSION@WILLIAMS.EDU  
**WEBSITE:** WWW.WILLIAMS.EDU

### GREEN FACTS

#### Available transportation alternatives:

bicycle-sharing program; free or reduced price transit passes; condensed work week option for employees; carpool/vanpool matching program; programs to encourage employees to live close to campus; car sharing program

% food budget spent on local/organic food	16
School has formal sustainability committee	Yes
% of new construction LEED-certified	90
Waste diversion rate (%)	28
Sustainability-focused degree available	Yes
% of graduates that took a sustainability related course	4
Public GHG inventory plan	Yes
% of school energy from renewable resources	0
School employs a sustainability officer	Yes

### STUDENT BODY

Total undergrad enrollment	2,099
# of applicants	6,883
% of applicants accepted	18
% of acceptees attending	45
Range SAT Critical Reading	670–780
Range SAT Math	660–770
Range SAT Writing	670–780
Range ACT Composite	31–34
% students graduating within 4 years	88
% students graduating within 6 years	96

#### Most popular majors

Economics; English Language and Literature; History

### COST

Annual tuition	\$49,780
Required fees	\$290
Room and board	\$13,220
% frosh receiving any aid	50
% ugrads receiving any aid	49
Average cumulative indebtedness	\$16,593

## WORCESTER POLYTECHNIC INSTITUTE

ADMISSIONS OFFICE, BARTLETT CENTER,  
WORCESTER, MA 01609  
**ADMISSIONS:** 508-831-5286  
**FAX:** 508-831-5875  
**E-MAIL:** ADMISSIONS@WPI.EDU  
**WEBSITE:** WWW.WPI.EDU

### GREEN FACTS

#### Available transportation alternatives:

bicycle-sharing program; bike storage, shower facilities, and lockers for bicycle commuters; bicycle plan; free or reduced price transit passes; carpool/vanpool matching program; reduced parking fees for car and van poolers

% food budget spent on local/organic food	29
School has formal sustainability committee	Yes
% of new construction LEED-certified	98
Waste diversion rate (%)	28
Sustainability-focused degree available	Yes
% of graduates that took a sustainability related course	59
Public GHG inventory plan	Yes
% of school energy from renewable resources	0
School employs a sustainability officer	Yes

### STUDENT BODY

Total undergrad enrollment	4,299
# of applicants	10,172
% of applicants accepted	49
% of acceptees attending	22
Average HS GPA	3.8
Range SAT Critical Reading	570–680
Range SAT Math	640–740
Range SAT Writing	560–670
Range ACT Composite	27–32
% students graduating within 4 years	76
% students graduating within 6 years	85

#### Most popular majors

Computer Science; Electrical and Electronics Engineering

### COST

Annual tuition	\$44,970
Required fees	\$620
Room and board	\$13,410
% frosh receiving any aid	98
% ugrads receiving any aid	95

## WORCESTER STATE UNIVERSITY

486 CHANDLER STREET, WORCESTER, MA  
01602-2597

ADMISSIONS: 508-929-8040

FAX: 508-929-8183

E-MAIL: ADMISSIONS@WORCESTER.EDU

WEBSITE: WWW.WORCESTER.EDU

### GREEN FACTS

#### Available transportation alternatives:

bicycle-sharing program; bicycle plan; free or reduced price transit passes; condensed work week option for employees; carpool/vanpool matching program; adopted a policy prohibiting idling; car sharing program

% food budget spent on local/organic food	0
School has formal sustainability committee	Yes
% of new construction LEED-certified	58
Waste diversion rate (%)	25
Sustainability-focused degree available	No
Public GHG inventory plan	Yes
% of school energy from renewable resources	0
School employs a sustainability officer	Yes

### STUDENT BODY

Total undergrad enrollment	5,514
# of applicants	3,703
% of applicants accepted	69
% of acceptees attending	64
Average HS GPA	3.2
Range SAT Critical Reading	455–550
Range SAT Math	470–560
Range SAT Writing	440–540
Range ACT Composite	20–25
% students graduating within 4 years	32
% students graduating within 6 years	51

#### Most popular majors

Business Administration and Management; Psychology; Criminal Justice

### COST

Annual in-state tuition	\$970
Annual out-of-state tuition	\$7,050
Required fees	\$7,887
Room and board	\$11,560
% frosh receiving any aid	65
% ugrads receiving any aid	61
Average cumulative indebtedness	\$27,518

## XAVIER UNIVERSITY (OH)

3800 VICTORY PARKWAY, CINCINNATI, OH  
45207-5311

ADMISSIONS: 513-745-3301

FAX: 513-745-4319

E-MAIL: XUADMIT@XAVIER.EDU

WEBSITE: WWW.XAVIER.EDU

### GREEN FACTS

#### Available transportation alternatives:

bicycle-sharing program; bike storage, shower facilities, and lockers for bicycle commuters; free or reduced price transit passes; condensed work week option for employees; telecommute program for employees; carpool/vanpool matching program

% food budget spent on local/organic food	13
School has formal sustainability committee	Yes
% of new construction LEED-certified	0
Waste diversion rate (%)	25
Sustainability-focused degree available	No
% of graduates that took a sustainability related course	6
Public GHG inventory plan	Yes
School employs a sustainability officer	Yes

### STUDENT BODY

Total undergrad enrollment	4,572
# of applicants	10,661
% of applicants accepted	72
% of acceptees attending	15
Average HS GPA	3.6
Range SAT Critical Reading	490–590
Range SAT Math	490–590
Range SAT Writing	480–590
Range ACT Composite	22–27
% students graduating within 4 years	67
% students graduating within 6 years	74

#### Most popular majors

Liberal Arts and Sciences/Liberal Studies; Registered Nursing; Marketing

### COST

Annual tuition	\$34,050
Required fees	\$1,030
Room and board	\$11,380
% frosh receiving any aid	99
% ugrads receiving any aid	92
Average cumulative indebtedness	\$32,131

## YALE UNIVERSITY

PO Box 208234, NEW HAVEN, CT  
06520-8234

ADMISSIONS: 203-432-9300

FAX: 203-432-9392

E-MAIL: STUDENT.QUESTIONS@YALE.EDU

WEBSITE: WWW.YALE.EDU

### GREEN FACTS

#### Available transportation alternatives:

bicycle-sharing program; bike storage, shower facilities, and lockers for bicycle commuters; bicycle plan; free or reduced price transit passes; condensed work week option for employees; telecommute program for employees; carpool/vanpool matching program; reduced parking fees for car and van poolers; programs to encourage employees to live close to campus; adopted a policy prohibiting idling

% food budget spent on local/organic food	11
School has formal sustainability committee	Yes
% of new construction LEED-certified	100
Waste diversion rate (%)	40
Sustainability-focused degree available	Yes
% of graduates that took a sustainability related course	5
Public GHG inventory plan	Yes
% of school energy from renewable resources	1
School employs a sustainability officer	Yes

### STUDENT BODY

Total undergrad enrollment	5,477
# of applicants	30,932
% of applicants accepted	6
% of acceptees attending	70
Range SAT Critical Reading	710–800
Range SAT Math	700–800
Range SAT Writing	710–790
Range ACT Composite	31–35
% students graduating within 4 years	87
% students graduating within 6 years	96

#### Most popular majors

Economics; Political Science and Government; History

### COST

Annual tuition	\$47,600
Room and board	\$14,600
% frosh receiving any aid	51
% ugrads receiving any aid	52

# YESHIVA UNIVERSITY

500 WEST 185TH STREET, NEW YORK, NY  
10033-3299

ADMISSIONS: 212-960-5277

FAX: 212-960-0086

E-MAIL: YUADMIT@YU.EDU

WEBSITE: WWW.YU.EDU

## GREEN FACTS

### Available transportation alternatives:

bicycle-sharing program; bike storage, shower facilities, and lockers for bicycle commuters; free or reduced price transit passes; condensed work week option for employees; telecommute program for employees; carpool/vanpool matching program; reduced parking fees for car and van poolers; programs to encourage employees to live close to campus; adopted a policy prohibiting idling; car sharing program

% food budget spent on	
local/organic food	17
School has formal sustainability committee	Yes
Waste diversion rate (%)	22
Public GHG inventory plan	Yes
% of school energy from renewable resources	0
School employs a sustainability officer	Yes

## STUDENT BODY

Total undergrad enrollment	2,871
# of applicants	2,027
% of applicants accepted	63
% of acceptees attending	65
Average HS GPA	3.5
Range SAT Critical Reading	550–690
Range SAT Math	550–680
Range ACT Composite	22–28
% students graduating within 4 years	49

### Most popular majors

Political Science and Government;  
Psychology; Jewish/Judaic Studies

## COST

Annual tuition	\$31,594
Required fees	\$500
Room and board	\$10,380



## NOTES

# College Bound: An Admissions Checklist

What's the trick to less college admissions stress? Start early, and take small steps along the way.

## Freshman Fall

- ☐ Grab a calendar! Use it to track your progress over the next four years.
- ☐ Meet your guidance counselor and begin perusing potential schools.
- ☐ Get involved. Are there any clubs, sports or activities that interest you?

## Sophomore Fall

- ☐ Begin checking college websites to see what kind of school appeals to you.
- ☐ Register to take the PSAT, and treat the test seriously.
- ☐ Commit to the activities that you really enjoy, and try to take on more responsibility.

## Sophomore Spring

- ☐ Make summer plans. Summer job, or maybe a travel program?
- ☐ Decide which Advanced Placement (AP) classes you are taking next year.
- ☐ If you want to improve your GPA, make a plan now!

## Junior Fall

- ☐ Take the PSAT/NMSQT (National Merit Scholarship Qualifying Test) in October.
- ☐ You'll need teachers to write recommendations for your college applications. Foster positive relationships with the teachers you respect the most.
- ☐ Take a practice SAT or ACT. Which one are you better at?

## Junior Spring

- ☐ Do your research: Attend the local college fair, reach out to schools via e-mail, and visit campuses. Consider arranging an admissions interview.
- ☐ Register for the ACT and SAT, and make a schedule to prepare for the test.
- ☐ Learn about financial aid and available scholarships.

## Summer

- ☐ Start a college list—a mix of “dream,” “match,” and “safety” schools—based on your current résumé and GPA.
- ☐ Brainstorm ideas for your college essays, and begin writing drafts.
- ☐ Should you retake the ACT or SAT?

## Senior Fall

- ☐ Meet with your school's college counselor to finalize your college list.
- ☐ Keep organized. Don't miss deadlines for apps, scholarships, and financial aid.
- ☐ Finish your college essays, and complete your apps. Were your letters of rec sent?

## Senior Spring

- ☐ If you still have AP exams to take, study!
- ☐ Send thank-you notes to your recommenders.
- ☐ Talk to friends, family, and counselors before making your final choice.
- ☐ Once you decide, don't look back! Read through your college's course catalog, and look forward to the next four years.



## **FIND THE RIGHT COLLEGE *FOR YOU.***

Each year The Princeton Review profiles colleges with the most exceptional commitments to sustainability so that environmentally-minded students can make the right college choice.

## **FIND YOUR SCHOOL**

We rank the Top 50 Green Colleges, plus report sustainability information from over 300 additional schools.

## **GET ADMISSIONS INFORMATION**

Each profile gives college applicants information about admissions requirements, cost and financial aid data, student body stats, and more.

## **LEARN ALL THE WAYS CAMPUS LIFE IS GOING GREEN.**

In this guide you'll find useful articles on sustainability issues and interviews with schools that have exemplary green features and opportunities.

To read more highlights about each school profiled here, visit [PrincetonReview.com](http://PrincetonReview.com).



*Back cover image courtesy of College of the Atlantic*